

NPN SILICON EPITAXIAL TRANSISTOR
FOR L-BAND LOW-POWER AMPLIFIER

The 2SC5288 is ideal for the driver stage amplifier in 1.9GHz-band digital cordless phones (DECT, PHS, etc.).

FEATURES

- $P_{-1} = 24$ dBm TYP.
@f = 1.9 GHz, $V_{CC} = 3.6$ V, $I_{CQ} = 1$ mA (Class AB), Duty = 1/8
- 4-Pin Mini Mold Package
EIAJ: SC-61

ORDERING INFORMATION

Part Number	Quantity	Packing Style
2SC5288-T1	3 Kpcs/Reel	Embossed tape 8 mm wide. Pin 3 (Base), Pin 4 (Emitter) face to perforation side of the tape.

Remark If you require an evaluation sample, please contact an NEC Sales Representative. (Unit sample quantity is 50 pcs.)

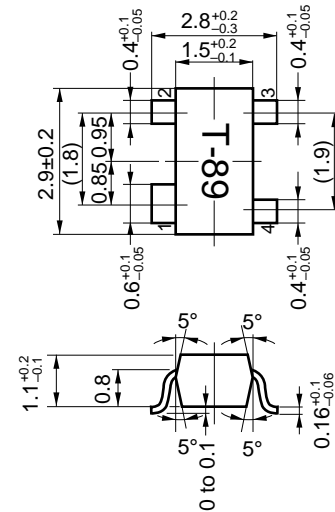
ABSOLUTE MAXIMUM RATINGS ($T_A = 25$ °C)

Parameter	Symbol	Rating	Unit
Collector to Base Voltage	V_{CBO}	9.0	V
Collector to Emitter Voltage	V_{CEO}	6.0	V
Emitter to Base Voltage	V_{EBO}	2.0	V
Collector Current	I_C	150	mA
Total Power Dissipation	P_T	200 (CW)	mW
		1.0 (duty = 1/8) ^{Note}	W
		2.5 (duty = 1/24) ^{Note}	W
Junction Temperature	T_j	150	°C
Storage Temperature	T_{stg}	-65 to +150	°C

Note Pulse period is 10 msec or less.

PACKAGE DRAWING

(Unit: mm)



PIN CONNECTIONS

1. Collector
2. Emitter
3. Base
4. Emitter

ELECTRICAL CHARACTERISTICS (T_A = 25 °C)

Parameter	Symbol	Condition	MIN.	TYP.	MAX.	Unit
Collector Cutoff Current	I _{CB0}	V _{CB} = 5 V, I _E = 0			2.5	μA
Emitter Cutoff Current	I _{EB0}	V _{EB} = 1 V, I _C = 0			2.5	μA
DC Current Gain	h _{FE}	V _{CE} = 3.6 V, I _C = 100 mA ^{Note}	60			—
Output Power	P ₋₁	V _{CC} = 3.6 V, f = 1.9 GHz,	23	24		dBm
Power Gain	G _P	I _{CQ} = 1 mA (class AB operation)	7	8		dB
Collector Efficiency	η _C	Duty factor 1/8	50	60		%

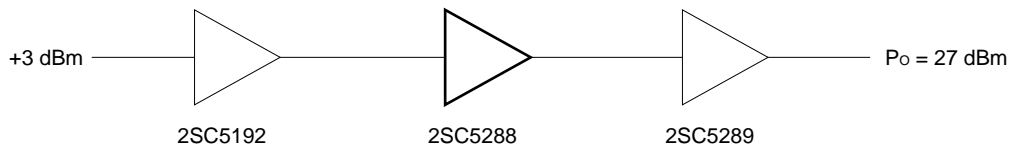
Note Pulse Measurement: PW ≤ 350 μs, Duty cycle ≤ 2 %, Pulsed

h_{FE} Classification

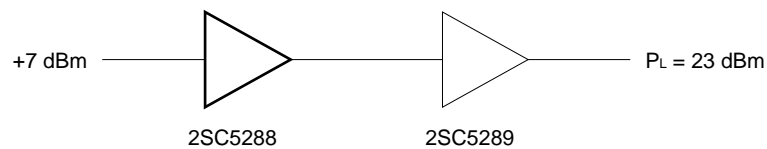
Rank	FB
Marking	T89
h _{FE}	more than 60

APPLICATION EXAMPLES

(1) Power amplifier for DECT

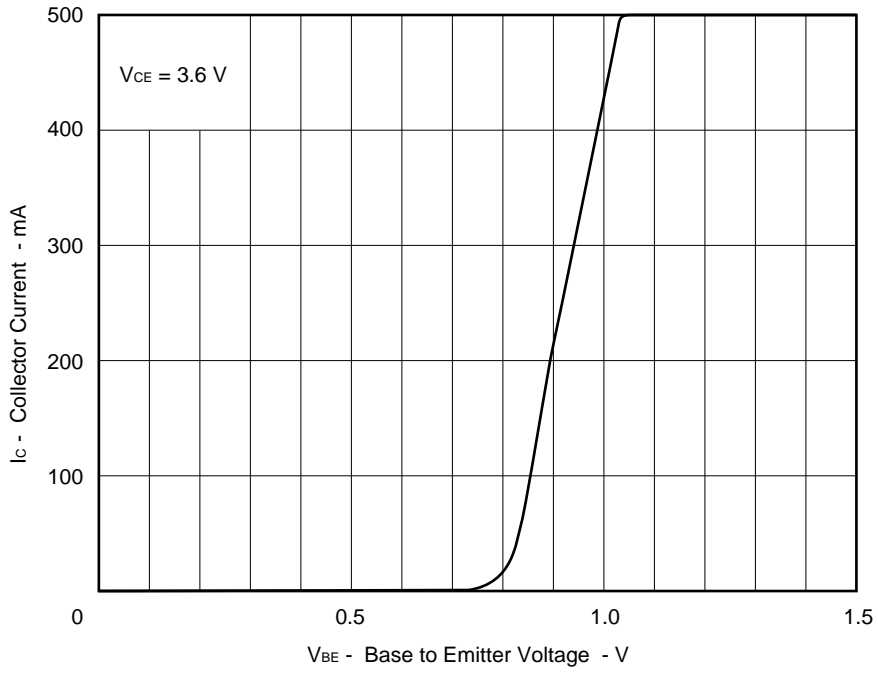


(2) Power amplifier for PHS

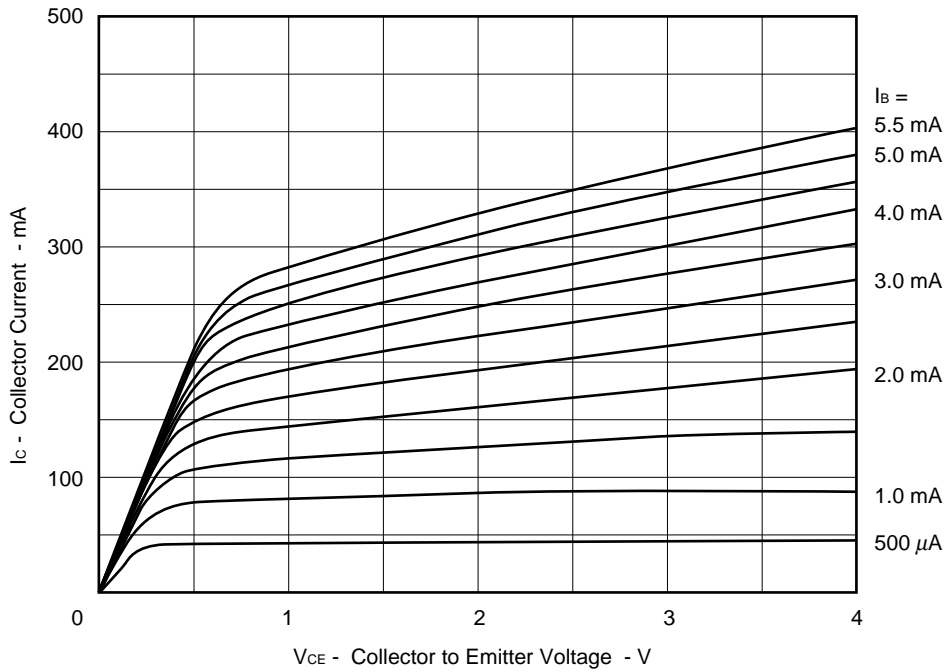


TYPICAL CHARACTERISTICS (T_A = 25 °C)

COLLECTOR CURRENT vs. BASE TO EMITTER VOLTAGE



COLLECTOR CURRENT vs. COLLECTOR TO EMITTER VOLTAGE



S-Parameters**(V_{CE} = 3.0 V, I_c = 10 mA)**

FREQUENCY MHz	S11		S21		S12		S22	
	MAG.	ANG.	MAG.	ANG.	MAG.	ANG.	MAG.	ANG.
1 500.000 000	719.74 mU	145.59	2.5304 U	49.912	92.605 mU	32.197	269.43 mU	-162.09
1 600.000 000	725.17 mU	142.26	2.3524 U	46.6	96.439 mU	32.428	277.83 mU	-164.53
1 700.000 000	730.14 mU	139.35	2.2024 U	43.606	98.551 mU	31.724	285.95 mU	-167.17
1 800.000 000	734.51 mU	136.33	2.0758 U	40.652	101.97 mU	32.26	291.71 mU	-169.94
1 900.000 000	736.09 mU	133.47	1.9504 U	37.767	105.91 mU	32.58	296.81 mU	-172.29
2 000.000 000	741.91 mU	131.09	1.8424 U	35.152	109.67 mU	32.724	306.06 mU	-174.21
2 100.000 000	748.73 mU	128.78	1.7558 U	32.448	112.75 mU	32.428	315.33 mU	-176.37
2 200.000 000	754.01 mU	126.44	1.667 U	29.578	117.1 mU	31.998	328.73 mU	-178.23
2 300.000 000	759.69 mU	124.26	1.5776 U	26.9	120.12 mU	31.877	339.48 mU	179.63
2 400.000 000	766.56 mU	122.08	1.5164 U	24.484	123.62 mU	30.885	350.98 mU	178.09
2 500.000 000	771.87 mU	119.93	1.4454 U	21.959	126.88 mU	30.505	361.52 mU	175.96

(V_{CE} = 3.0 V, I_c = 30 mA)

FREQUENCY MHz	S11		S21		S12		S22	
	MAG.	ANG.	MAG.	ANG.	MAG.	ANG.	MAG.	ANG.
1 500.000 000	718.13 mU	140.47	2.906 U	51.601	58.392 mU	45.508	366.98 mU	172.27
1 600.000 000	722.71 mU	137.52	2.705 U	48.766	103.52 mU	45.019	375.84 mU	170.43
1 700.000 000	727.33 mU	134.99	2.529 U	45.978	163.77 mU	44.249	381.99 mU	168.46
1 800.000 000	732.6 mU	132.15	2.3833 U	43.462	112.93 mU	43.234	387.24 mU	166.61
1 900.000 000	735.5 mU	129.63	2.2398 U	41.131	117.39 mU	42.578	390.16 mU	165.06
2 000.000 000	740.45 mU	127.49	2.1224 U	36.757	123.34 mU	41.657	397.12 mU	163.13
2 100.000 000	745.53 mU	125.33	2.0153 U	36.255	129.41 mU	40.651	407.11 mU	161.77
2 200.000 000	750.91 mU	123.06	1.9181 U	33.743	131.93 mU	38.405	418.19 mU	159.94
2 300.000 000	759.01 mU	121.14	1.8178 U	31.223	136.48 mU	37.711	426.5 mU	158.37
2 400.000 000	761.08 mU	119.16	1.7408 U	28.942	140.61 mU	37.014	434.53 mU	157.33
2 500.000 000	767.45 mU	116.96	1.6687 U	27.03	144.07 mU	35.399	441.36 mU	155.85

(V_{CE} = 3.0 V, I_c = 50 mA)

FREQUENCY MHz	S11		S21		S12		S22	
	MAG.	ANG.	MAG.	ANG.	MAG.	ANG.	MAG.	ANG.
1 500.000 000	721.15 mU	139.11	2.9537 U	51.692	100.55 mU	49.053	400.14 mU	168.02
1 600.000 000	727.05 mU	136.26	2.7434 U	49.146	105.85 mU	47.828	407.06 mU	166.73
1 700.000 000	730.75 mU	133.92	2.5727 U	46.272	111.69 mU	46.851	413.33 mU	164.57
1 800.000 000	735.5 mU	131.13	2.4209 U	44.011	116.44 mU	45.585	417.55 mU	162.53
1 900.000 000	738.27 mU	128.6	2.2735 U	41.521	121.1 mU	44.857	421.25 mU	161.09
2 000.000 000	742.45 mU	126.48	2.1536 U	39.297	127.33 mU	43.381	428.43 mU	159.66
2 100.000 000	749.88 mU	124.38	2.0444 U	36.818	131.74 mU	42.102	438.22 mU	157.56
2 200.000 000	754 mU	122.2	1.9435 U	34.516	135.72 mU	40.877	447.62 mU	156.27
2 300.000 000	758.95 mU	120.32	1.8414 U	32.182	140.35 mU	39.707	455.11 mU	154.95
2 400.000 000	765.69 mU	118.28	1.7677 U	29.845	144.86 mU	38.335	463.97 mU	154
2 500.000 000	770.1 mU	116.29	1.6901 U	27.973	148.52 mU	36.575	469.1 mU	152.35

(V_{CE} = 3.0 V, I_c = 70 mA)

FREQUENCY MHz	S11		S21		S12		S22	
	MAG.	ANG.	MAG.	ANG.	MAG.	ANG.	MAG.	ANG.
1 500.000 000	725.72 mU	138.48	2.9183 U	51.601	101.29 mU	50.795	413.05 mU	166.54
1 600.000 000	731.48 mU	135.64	2.7085 U	48.929	107.34 mU	49.245	422.23 mU	164.89
1 700.000 000	736.63 mU	133.22	2.5326 U	46.31	112.25 mU	47.905	423.69 mU	163.05
1 800.000 000	741.12 mU	130.55	2.3849 U	43.864	117.39 mU	47.094	430.47 mU	161.09
1 900.000 000	744.12 mU	128.14	2.244 U	41.549	122.89 mU	45.785	433.77 mU	159.47
2 000.000 000	745.43 mU	126.01	2.1246 U	39.227	127.46 mU	44.462	439.83 mU	158.28
2 100.000 000	754.57 mU	123.97	2.017 U	36.953	133.63 mU	43.227	450.55 mU	156.84
2 200.000 000	758.72 mU	121.69	1.9214 U	34.463	137.55 mU	41.607	459.09 mU	154.74
2 300.000 000	762.78 mU	119.9	1.8189 U	32.149	142.39 mU	40.26	468.51 mU	153.42
2 400.000 000	769.34 mU	117.91	1.7443 U	29.99	145.63 mU	38.636	476.88 mU	152.35
2 500.000 000	773.34 mU	115.54	1.5749 U	27.948	149.55 mU	37.522	483.41 mU	150.95

(V_{CE} = 3.6 V, I_c = 10 mA)

FREQUENCY MHz	S11		S21		S12		S22	
	MAG.	ANG.	MAG.	ANG.	MAG.	ANG.	MAG.	ANG.
1 500.000 000	717.59 mU	145.94	2.5568 U	50.256	92.045 mU	31.534	264.79 mU	-160.24
1 600.000 000	721.79 mU	142.65	2.3759 U	46.785	95.633 mU	31.352	272.97 mU	-162.88
1 700.000 000	726.14 mU	139.73	2.2278 U	43.682	98.521 mU	32.021	279.75 mU	-165.19
1 800.000 000	730.99 mU	136.66	2.0983 U	40.895	100.75 mU	31.801	284.78 mU	-168.37
1 900.000 000	735.88 mU	133.83	1.9717 U	39.07	105.33 mU	32.224	290.08 mU	-170.47
2 000.000 000	738.72 mU	131.46	1.8724 U	35.254	109.9 mU	32.833	300.75 mU	-172.5
2 100.000 000	746.26 mU	129.08	1.7723 U	32.554	112.14 mU	32.077	309.76 mU	-174.99
2 200.000 000	751.31 mU	126.63	1.6876 U	29.787	115.73 mU	31.527	321.63 mU	-176.97
2 300.000 000	757.73 mU	124.53	1.5969 U	26.958	119.23 mU	31.539	334.37 mU	-179.34
2 400.000 000	763.91 mU	122.26	1.5288 U	24.513	123 mU	31.017	344.92 mU	179.12
2 500.000 000	768.38 mU	120.18	1.4633 U	22.183	126.73 mU	30.537	351.87 mU	177.44

(V_{CE} = 3.6 V, I_c = 30 mA)

FREQUENCY MHz	S11		S21		S12		S22	
	MAG.	ANG.	MAG.	ANG.	MAG.	ANG.	MAG.	ANG.
1 500.000 000	713.07 mU	140.66	2.9625 U	51.575	98.097 mU	45.986	362.4 mU	172.97
1 600.000 000	718.69 mU	137.69	2.7547 U	48.925	103.33 mU	44.731	369.83 mU	170.83
1 700.000 000	723.22 mU	135.16	2.5811 U	46.187	108.37 mU	43.923	373.87 mU	169.06
1 800.000 000	727.69 mU	132.37	2.4303 U	43.705	112.28 mU	43.473	381.62 mU	167.22
1 900.000 000	731.26 mU	129.83	2.2862 U	41.155	117.6 mU	42.448	386.58 mU	165.65
2 000.000 000	735.67 mU	127.74	2.1601 U	38.757	123.17 mU	41.961	393.17 mU	163.72
2 100.000 000	742.78 mU	125.5	2.0563 U	36.315	126.96 mU	40.232	403.87 mU	161.54
2 200.000 000	746.79 mU	123.23	1.9502 U	33.768	132.97 mU	38.837	410.23 mU	160.05
2 300.000 000	751.76 mU	121.24	1.8485 U	31.47	136.92 mU	37.811	419.26 mU	158.59
2 400.000 000	758.8 mU	119.3	1.7722 U	29.162	140.21 mU	36.646	427.16 mU	157.21
2 500.000 000	762.91 mU	117.21	1.6974 U	27.198	143.33 mU	35.692	433.11 mU	156.12

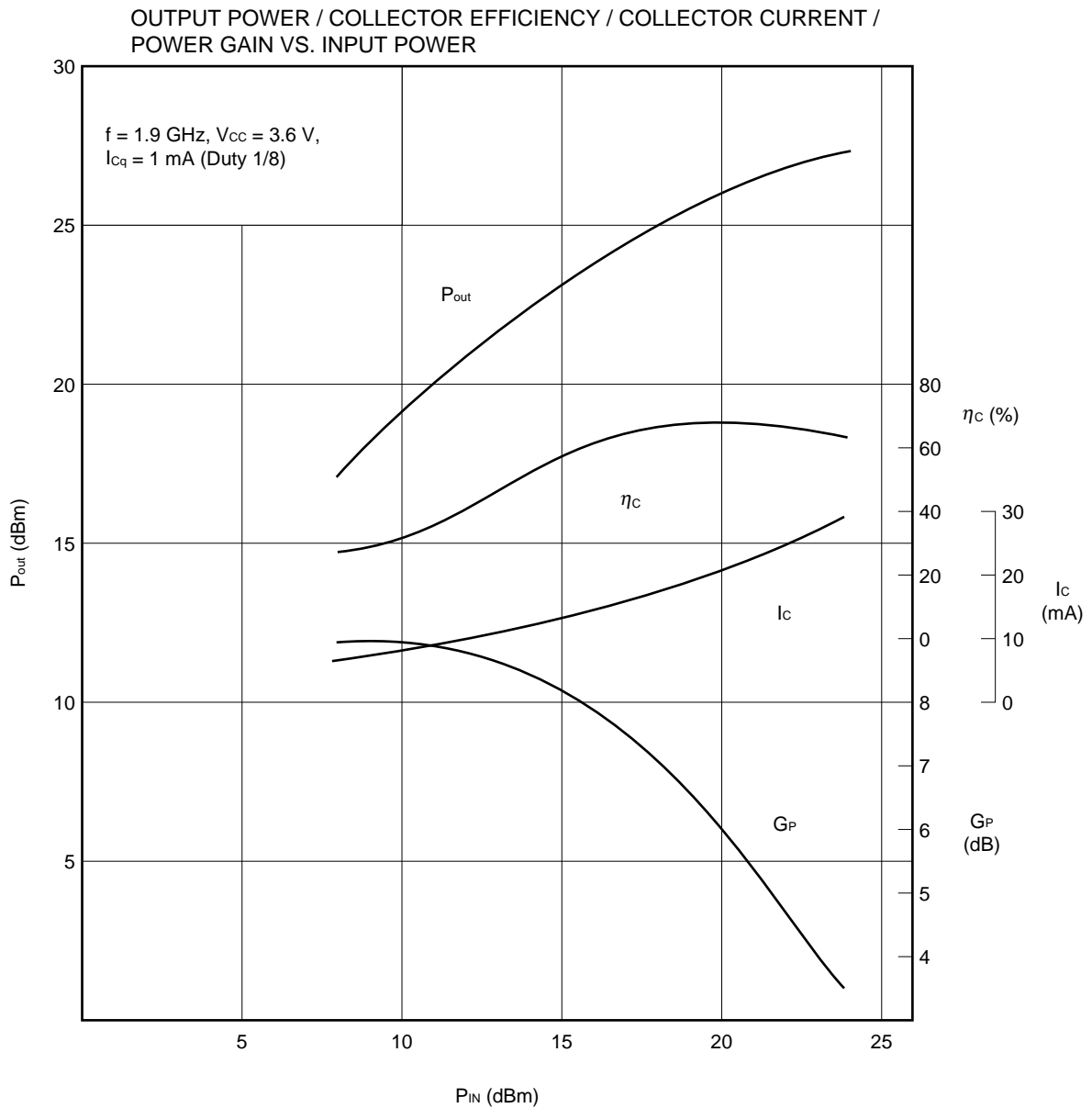
(V_{CE} = 3.6 V, I_c = 50 mA)

FREQUENCY MHz	S11		S21		S12		S22	
	MAG.	ANG.	MAG.	ANG.	MAG.	ANG.	MAG.	ANG.
1 500.000 000	715.8 mU	139.35	3.016 U	51.983	100.42 mU	48.822	394.84 mU	168.48
1 600.000 000	720.76 mU	136.46	2.8083 U	49.175	105.01 mU	47.71	398.8 mU	166.46
1 700.000 000	726.82 mU	133.95	2.6218 U	46.439	111.1 mU	46.454	407.45 mU	165.26
1 800.000 000	730.81 mU	131.26	2.4723 U	44.121	114.88 mU	45.698	409.49 mU	162.73
1 900.000 000	734.29 mU	128.81	2.3281 U	41.846	120.86 mU	44.515	415.56 mU	161.44
2 000.000 000	737.92 mU	126.63	2.2011 U	39.349	126.55 mU	43.095	422.56 mU	159.77
2 100.000 000	745.62 mU	124.52	2.093 U	37.055	130.53 mU	42.061	433.93 mU	158.13
2 200.000 000	749.61 mU	122.41	1.982 U	34.509	135.53 mU	40.603	440.61 mU	156.51
2 300.000 000	753.99 mU	120.45	1.8797 U	32.318	139.56 mU	39.205	450.02 mU	155.28
2 400.000 000	760.04 mU	118.54	1.8047 U	30.012	144.72 mU	38.297	460.48 mU	154.03
2 500.000 000	765.12 mU	116.37	1.7271 U	28.018	147.87 mU	36.726	484.87 mU	152.86

(V_{CE} = 3.6 V, I_c = 70 mA)

FREQUENCY MHz	S11		S21		S12		S22	
	MAG.	ANG.	MAG.	ANG.	MAG.	ANG.	MAG.	ANG.
1 500.000 000	720.28 mU	138.75	2.9933 U	51.958	100.92 mU	49.947	407.09 mU	166.83
1 600.000 000	724.79 mU	135.88	2.774 U	48.991	106.59 mU	48.93	412.38 mU	165.19
1 700.000 000	729.46 mU	133.4	2.5983 U	46.391	112.06 mU	47.781	418.33 mU	163.23
1 800.000 000	734.56 mU	130.77	2.4497 U	43.947	117.58 mU	45.554	423.16 mU	161.37
1 900.000 000	738.35 mU	128.34	2.3012 U	41.738	122.01 mU	45.325	426.92 mU	160.02
2 000.000 000	742.67 mU	126.2	2.1201 U	39.512	128.41 mU	44.366	435.11 mU	159.71
2 100.000 000	746.81 mU	124.12	2.0594 U	37.043	132.9 mU	43.082	445.52 mU	155.71
2 200.000 000	752.47 mU	121.93	1.9705 U	34.702	137.09 mU	41.148	454.54 mU	155.11
2 300.000 000	757.47 mU	120.03	1.8575 U	32.355	141.84 mU	39.941	461.66 mU	153.72
2 400.000 000	764.37 mU	119.06	1.7848 U	30.057	145.38 mU	38.731	468.19 mU	152.69
2 500.000 000	767.49 mU	115.96	1.722 U	28.063	148.85 mU	37.396	479.11 mU	151.14

CHARACTERISTICS CURVES

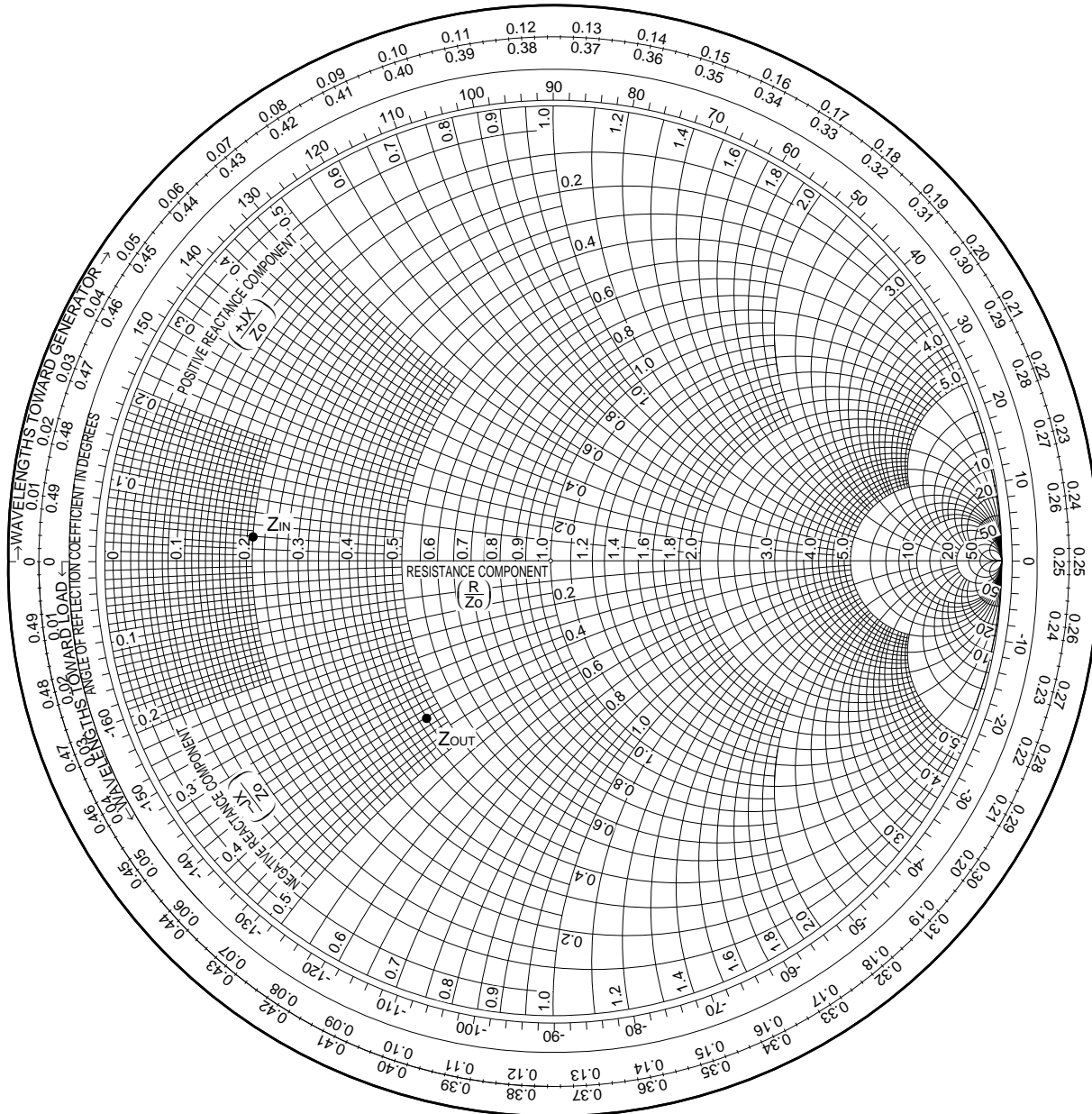


(Reference) Data from the above graph

P_{-1}	24.3	dBm
η_c (at P_{-1})	62	%
I_c (at P_{-1})	15	mA
G_L	8.9	dB

Note I_{CQ} is stand for the collector current when input power off.
 Above the I_{CQ} and I_c are showing current value at 1/8 duty operation.
 In case of CW (continuous wave) operation, the current value becomes eight times.
 Actual bias condition; $V_{CE} = 3.6 \text{ V}$, $I_{CQ} = 8 \text{ mA}$ @ $P_{in} = \text{OFF}$.

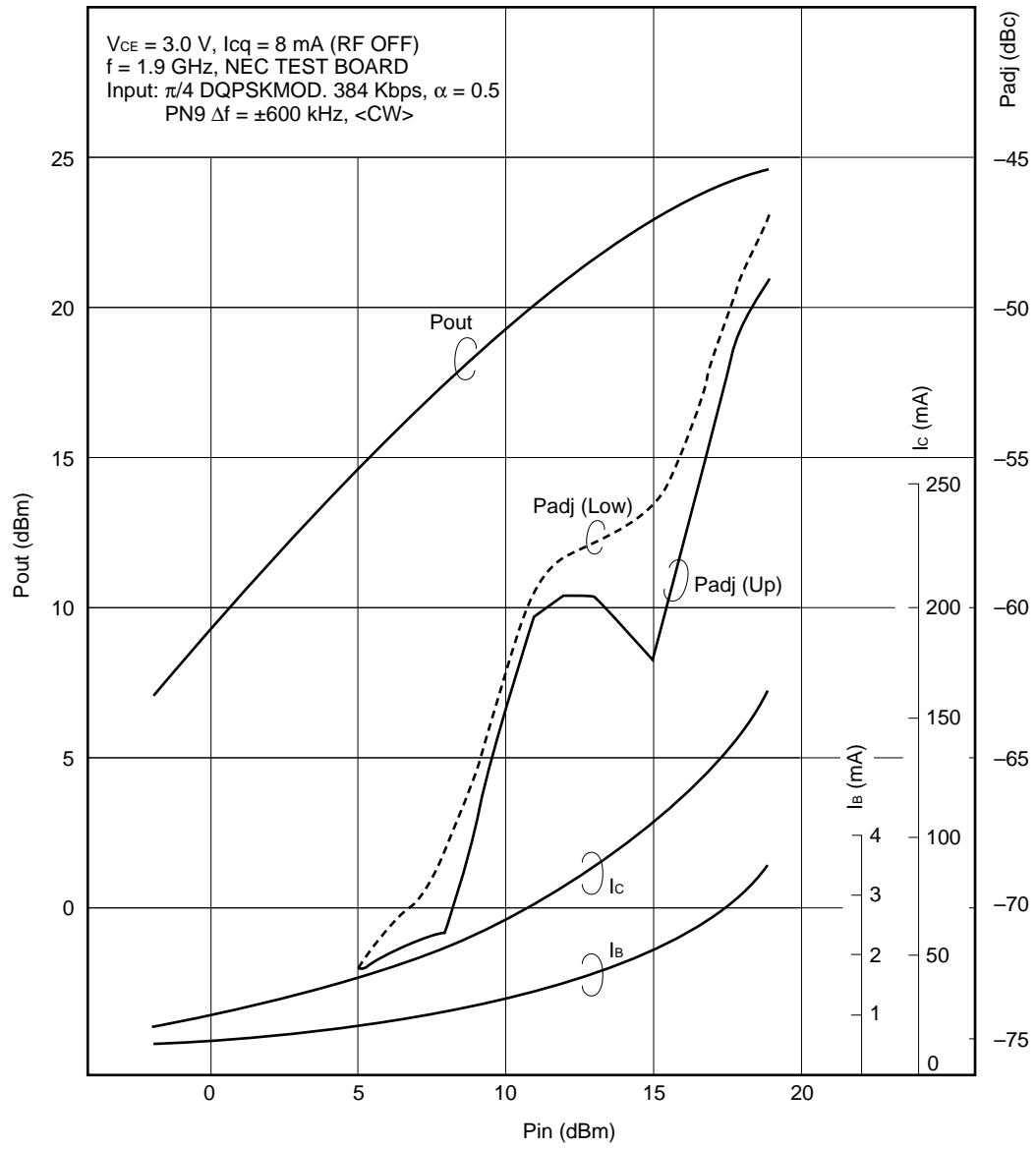
Z_{IN} (Ω), Z_{OUT} (Ω) Data



V_{CC} = 3.6 V, I_{cq} = 1 mA, duty = 1/8

f (GHz)	Z _{in} (Ω)	Z _{out} (Ω)
1.9	9.85 + j1.9	23.2 - j20.0

(REFERENCE PERFORMANCE)



[MEMO]

The application circuit and circuit constants shown in this document are for reference only and may not be employed for mass production of the application system.

No part of this document may be copied or reproduced in any form or by any means without the prior written consent of NEC Corporation. NEC Corporation assumes no responsibility for any errors which may appear in this document.

NEC Corporation does not assume any liability for infringement of patents, copyrights or other intellectual property rights of third parties by or arising from use of a device described herein or any other liability arising from use of such device. No license, either express, implied or otherwise, is granted under any patents, copyrights or other intellectual property rights of NEC Corporation or others.

While NEC Corporation has been making continuous effort to enhance the reliability of its semiconductor devices, the possibility of defects cannot be eliminated entirely. To minimize risks of damage or injury to persons or property arising from a defect in an NEC semiconductor device, customer must incorporate sufficient safety measures in its design, such as redundancy, fire-containment, and anti-failure features.

NEC devices are classified into the following three quality grades:

"Standard", "Special", and "Specific". The Specific quality grade applies only to devices developed based on a customer designated "quality assurance program" for a specific application. The recommended applications of a device depend on its quality grade, as indicated below. Customers must check the quality grade of each device before using it in a particular application.

Standard: Computers, office equipment, communications equipment, test and measurement equipment, audio and visual equipment, home electronic appliances, machine tools, personal electronic equipment and industrial robots

Special: Transportation equipment (automobiles, trains, ships, etc.), traffic control systems, anti-disaster systems, anti-crime systems, safety equipment and medical equipment (not specifically designed for life support)

Specific: Aircrafts, aerospace equipment, submersible repeaters, nuclear reactor control systems, life support systems or medical equipment for life support, etc.

The quality grade of NEC devices in "Standard" unless otherwise specified in NEC's Data Sheets or Data Books. If customers intend to use NEC devices for applications other than those specified for Standard quality grade, they should contact NEC Sales Representative in advance.

Anti-radioactive design is not implemented in this product.



LittleDiode supplies new, hard to find or obsolete electronic components and semiconductors all over the world.

With over two million different components listed you are sure to find the part you need.

Feel free to visit us today at our online store:

LittleDiode.com

Looking forward to providing you with the best possible service.