

HIGH FREQUENCY LOW NOISE AMPLIFIER
NPN SILICON EPITAXIAL TRANSISTOR
4 PINS MINI MOLD

FEATURES

- Low Noise, High Gain
- Low Voltage Operation
- Low Feedback Capacitance
 $C_{re} = 0.3 \text{ pF TYP.}$

ORDERING INFORMATION

PART NUMBER	QUANTITY	PACKING STYLE
2SC4957-T1	3 Kpcs/Reel.	Embossed tape 8 mm wide. Pin3 (Base), Pin4 (Emitter) face to perforation side of the tape.
2SC4957-T2	3 Kpcs/Reel.	Embossed tape 8 mm wide. Pin1 (Collector), Pin2 (Emitter) face to perforation side of the tape.

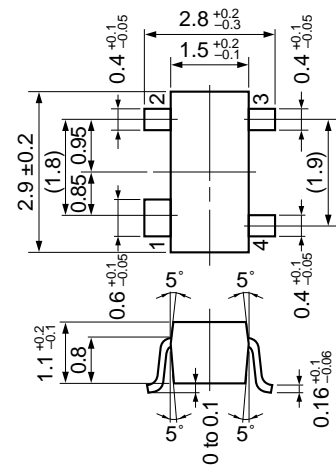
* Please contact with responsible NEC person, if you require evaluation sample. Unit sample quantity shall be 50 pcs. (Part No.: 2SC4957)

ABSOLUTE MAXIMUM RATINGS ($T_A = 25 \text{ }^\circ\text{C}$)

Collector to Base Voltage	V_{CB0}	9	V
Collector to Emitter Voltage	V_{CE0}	6	V
Emitter to Base Voltage	V_{EB0}	2	V
Collector Current	I_c	30	mA
Total Power Dissipation	P_T	180	mW
Junction Temperature	T_j	150	$^\circ\text{C}$
Storage Temperature	T_{stg}	-65 to +150	$^\circ\text{C}$

PACKAGE DIMENSIONS

in millimeters



PIN CONNECTIONS

1. Collector
2. Emitter
3. Base
4. Emitter

Caution; Electrostatic Sensitive Device.

ELECTRICAL CHARACTERISTICS (T_A = 25 °C)

CHARACTERISTIC	SYMBOL	MIN.	TYP.	MAX.	UNIT	TEST CONDITION
Collector Cutoff Current	I _{CB0}			0.1	μA	V _{CB} = 5 V, I _E = 0
Emitter Cutoff Current	I _{EB0}			0.1	μA	V _{EB} = 1 V, I _C = 0
DC Current Gain	h _{FE}	75		150		V _{CE} = 3 V, I _C = 10 mA*1
Gain Bandwidth Product	f _T		12		GHz	V _{CE} = 3 V, I _C = 10 mA
Feed-back Capacitance	C _{re}		0.3	0.5	pF	V _{CB} = 3 V, I _E = 0, f = 1 MHz*2
Insertion Power Gain	S _{21e} ²	9	11		dB	V _{CE} = 3 V, I _C = 10 mA, f = 2.0 GHz
Noise Figure	NF		1.5	2.5	dB	V _{CE} = 3 V, I _C = 3 mA, f = 2.0 GH

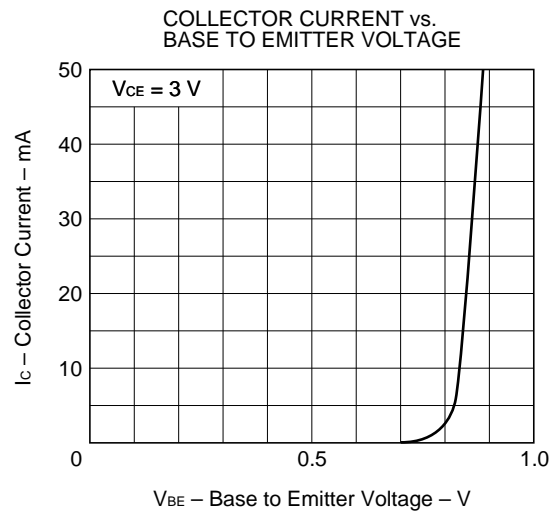
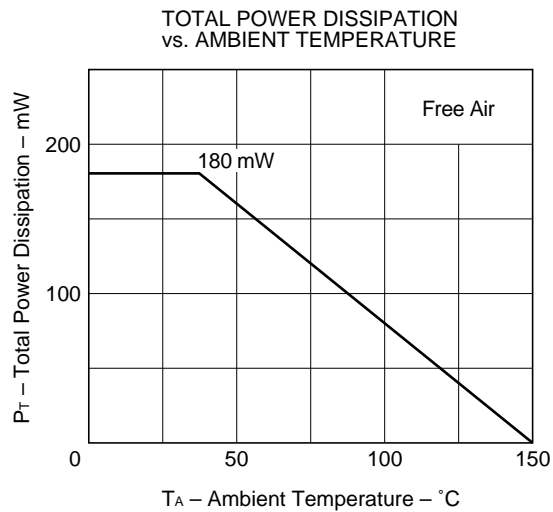
*1 Pulse Measurement; PW ≤ 350 μs, Duty Cycle ≤ 2 % Pulsed.

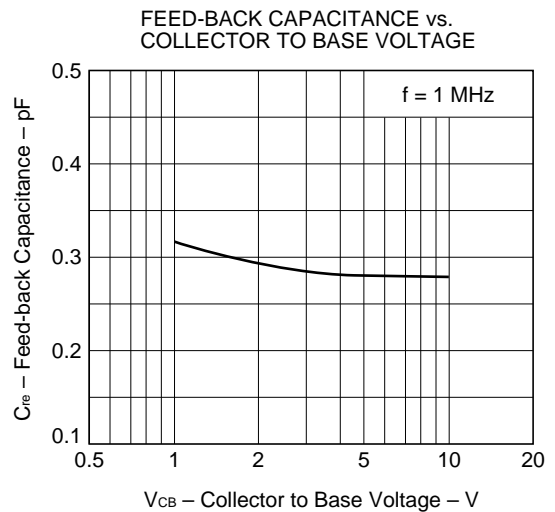
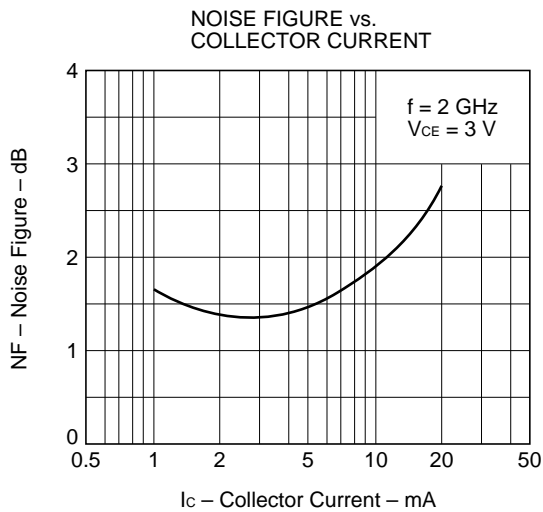
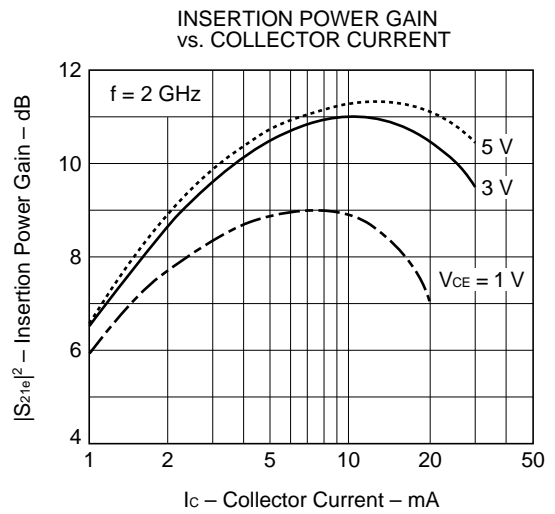
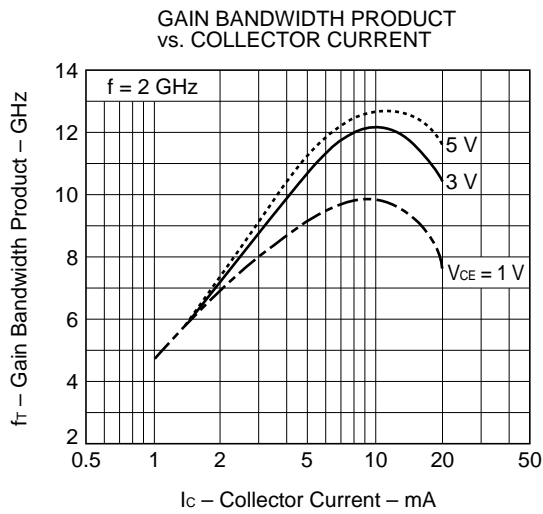
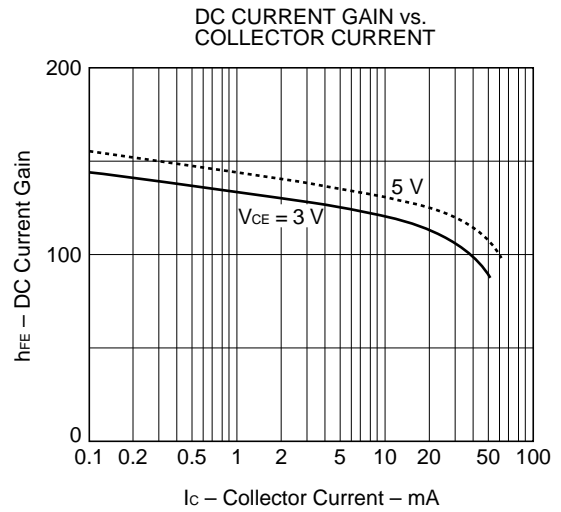
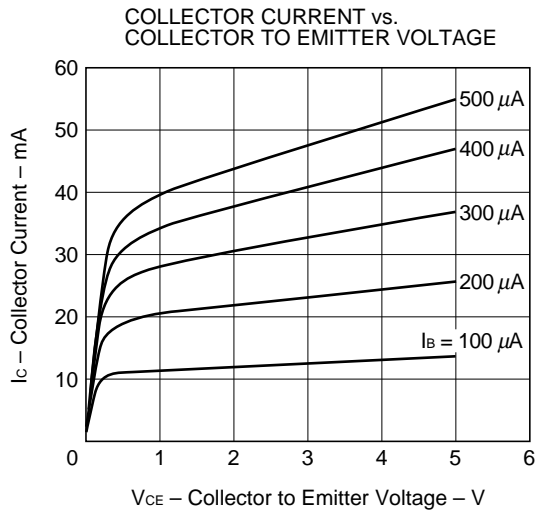
*2 Measured with 3 terminals bridge, Emitter and Case should be grounded.

h_{FE} Classification

Rank	T83
Marking	T83
h _{FE}	75 to 150

TYPICAL CHARACTERISTICS (T_A = 25 °C)





S-PARAMETER

(V_{CE} = 3 V, I_c = 1 mA, Z_o = 50 Ω)

f (GHz)	S ₁₁		S ₂₁		S ₁₂		S ₂₂	
	MAG	ANG	MAG	ANG	MAG	ANG	MAG	ANG
0.200	.935	-14.9	3.466	165.9	.034	79.7	.991	-7.9
0.400	.891	-30.0	3.392	151.4	.066	73.1	.962	-16.1
0.600	.830	-44.6	3.269	137.9	.096	61.6	.916	-22.6
0.800	.759	-58.8	3.090	125.8	.119	53.2	.870	-29.2
1.000	.677	-74.2	2.891	113.5	.138	45.6	.813	-35.1
1.200	.597	-88.4	2.690	102.0	.154	40.6	.764	-41.2
1.400	.521	-104.0	2.519	92.4	.161	33.9	.706	-46.0
1.600	.467	-119.3	2.327	82.0	.172	31.2	.662	-50.4
1.800	.418	-134.6	2.190	73.1	.177	27.0	.619	-55.3
2.000	.391	-152.1	2.052	64.9	.177	23.4	.581	-60.1
2.200	.382	-168.4	1.909	56.5	.180	19.8	.550	-64.5
2.400	.384	175.2	1.793	49.2	.189	22.1	.531	-68.5
2.600	.379	163.6	1.684	42.4	.181	19.6	.484	-73.2
2.800	.408	151.4	1.574	36.1	.189	18.3	.482	-78.0
3.000	.431	142.5	1.482	31.5	.184	18.0	.454	-84.7

(V_{CE} = 3 V, I_c = 3 mA, Z_o = 50 Ω)

f (GHz)	S ₁₁		S ₂₁		S ₁₂		S ₂₂	
	MAG	ANG	MAG	ANG	MAG	ANG	MAG	ANG
0.200	.813	-24.5	8.901	156.5	.034	79.6	.955	-13.4
0.400	.693	-46.7	7.806	135.6	.058	67.4	.862	-24.7
0.600	.563	-65.0	6.683	119.4	.078	59.1	.758	-31.6
0.800	.453	-81.5	5.677	106.9	.092	53.5	.669	-37.3
1.000	.362	-98.3	4.878	95.8	.105	50.1	.606	-40.8
1.200	.290	-115.6	4.249	86.1	.112	47.5	.553	-45.2
1.400	.250	-133.3	3.771	78.6	.123	46.3	.509	-48.4
1.600	.217	-153.6	3.363	70.7	.141	43.2	.472	-52.4
1.800	.206	-171.5	3.053	63.4	.149	42.5	.438	-55.7
2.000	.221	170.3	2.807	57.1	.158	39.6	.407	-60.9
2.200	.238	153.4	2.571	50.5	.169	39.1	.388	-65.7
2.400	.264	142.1	2.382	45.0	.178	36.3	.362	-70.1
2.600	.285	132.7	2.219	39.6	.197	35.2	.326	-73.4
2.800	.317	124.4	2.080	34.3	.204	35.4	.317	-79.0
3.000	.344	119.8	1.953	29.7	.223	32.9	.302	-87.6

S-PARAMETER

(V_{CE} = 3 V, I_c = 5 mA, Z_o = 50 Ω)

f (GHz)	S ₁₁		S ₂₁		S ₁₂		S ₂₂	
	MAG	ANG	MAG	ANG	MAG	ANG	MAG	ANG
0.200	.716	-31.0	12.446	150.0	.030	73.7	.918	-17.3
0.400	.553	-55.6	10.005	126.8	.053	65.2	.777	-28.8
0.600	.412	-74.5	8.004	110.6	.067	60.3	.659	-34.0
0.800	.315	-91.6	6.521	99.2	.084	56.2	.577	-38.0
1.000	.243	-109.4	5.457	89.4	.099	58.4	.526	-40.5
1.200	.190	-130.1	4.678	80.7	.106	53.6	.488	-44.5
1.400	.167	-152.1	4.099	74.1	.120	51.9	.447	-46.9
1.600	.161	-174.4	3.628	67.1	.133	49.3	.420	-51.2
1.800	.162	167.5	3.287	60.5	.146	48.0	.389	-55.1
2.000	.193	149.8	3.008	54.9	.157	46.3	.354	-59.2
2.200	.220	137.4	2.748	48.6	.169	44.9	.341	-63.9
2.400	.252	128.7	2.552	43.7	.185	39.6	.315	-69.2
2.600	.267	122.3	2.366	38.6	.201	40.2	.291	-71.6
2.800	.311	116.7	2.212	33.7	.211	37.0	.270	-76.9
3.000	.330	112.1	2.079	29.2	.228	35.6	.260	-88.5

(V_{CE} = 3 V, I_c = 10 mA, Z_o = 50 Ω)

f (GHz)	S ₁₁		S ₂₁		S ₁₂		S ₂₂	
	MAG	ANG	MAG	ANG	MAG	ANG	MAG	ANG
0.200	.536	-42.2	17.753	139.3	.024	66.6	.840	-22.7
0.400	.349	-68.1	12.387	115.1	.041	67.9	.654	-31.7
0.600	.232	-88.4	9.189	100.7	.057	64.3	.547	-34.1
0.800	.165	-107.1	7.205	91.0	.071	60.3	.489	-35.7
1.000	.124	-130.9	5.913	82.8	.090	62.7	.451	-37.5
1.200	.106	-163.8	5.000	75.3	.103	61.1	.413	-41.4
1.400	.116	173.3	4.352	69.7	.122	58.4	.394	-43.4
1.600	.137	153.2	3.841	63.5	.138	54.9	.367	-47.4
1.800	.149	137.7	3.463	57.5	.145	54.6	.338	-51.0
2.000	.184	129.3	3.168	52.5	.170	51.2	.319	-55.9
2.200	.216	121.9	2.876	46.7	.184	48.0	.298	-63.7
2.400	.249	117.4	2.676	42.1	.191	46.4	.282	-67.7
2.600	.270	111.3	2.486	37.3	.208	42.9	.241	-71.9
2.800	.306	109.1	2.319	32.9	.221	39.2	.236	-76.7
3.000	.328	105.5	2.183	28.4	.238	36.7	.210	-89.3

No part of this document may be copied or reproduced in any form or by any means without the prior written consent of NEC Corporation. NEC Corporation assumes no responsibility for any errors which may appear in this document.

NEC Corporation does not assume any liability for infringement of patents, copyrights or other intellectual property rights of third parties by or arising from use of a device described herein or any other liability arising from use of such device. No license, either express, implied or otherwise, is granted under any patents, copyrights or other intellectual property rights of NEC Corporation or others.

While NEC Corporation has been making continuous effort to enhance the reliability of its semiconductor devices, the possibility of defects cannot be eliminated entirely. To minimize risks of damage or injury to persons or property arising from a defect in an NEC semiconductor device, customer must incorporate sufficient safety measures in its design, such as redundancy, fire-containment, and anti-failure features.

NEC devices are classified into the following three quality grades:

"Standard", "Special", and "Specific". The Specific quality grade applies only to devices developed based on a customer designated "quality assurance program" for a specific application. The recommended applications of a device depend on its quality grade, as indicated below. Customers must check the quality grade of each device before using it in a particular application.

Standard: Computers, office equipment, communications equipment, test and measurement equipment, audio and visual equipment, home electronic appliances, machine tools, personal electronic equipment and industrial robots

Special: Transportation equipment (automobiles, trains, ships, etc.), traffic control systems, anti-disaster systems, anti-crime systems, safety equipment and medical equipment (not specifically designed for life support)

Specific: Aircrafts, aerospace equipment, submersible repeaters, nuclear reactor control systems, life support systems or medical equipment for life support, etc.

The quality grade of NEC devices in "Standard" unless otherwise specified in NEC's Data Sheets or Data Books. If customers intend to use NEC devices for applications other than those specified for Standard quality grade, they should contact NEC Sales Representative in advance.

Anti-radioactive design is not implemented in this product.



LittleDiode supplies new, hard to find or obsolete electronic components and semiconductors all over the world.

With over two million different components listed you are sure to find the part you need.

Feel free to visit us today at our online store:

LittleDiode.com

Looking forward to providing you with the best possible service.