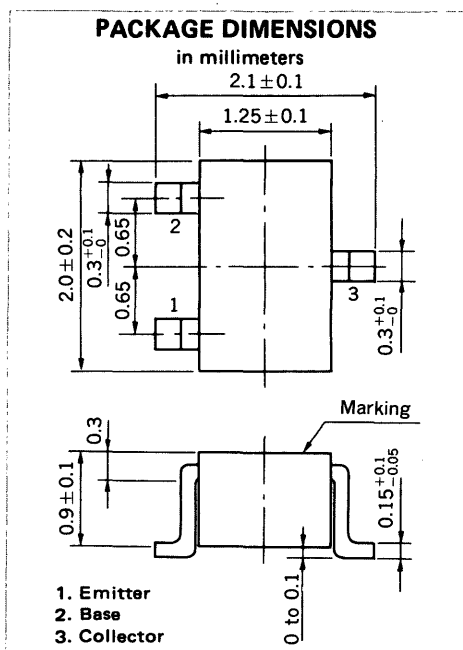


SILICON TRANSISTORS

2SC4181, 2SC4181A

AUDIO FREQUENCY AMPLIFIER, SWITCHING

NPN SILICON EPITAXIAL TRANSISTORS



FEATURES

- High DC Current Gain : $h_{FE} = 1\ 000$ to $3\ 200$
- Low $V_{CE(sat)}$: $V_{CE(sat)} = 0.07\ V$ TYP.
- High V_{EBO} : $V_{EBO} = 15\ V$ (2SC4181A)

ABSOLUTE MAXIMUM RATINGS

Maximum Voltages and Current ($T_a = 25\ ^\circ C$)		2SC4181	2SC4181A	
Collector to Base Voltage	V_{CBO}	60		V
Collector to Emitter Voltage	V_{CEO}	50		V
Emitter to Base Voltage	V_{EBO}	12	15	V
Collector Current (DC)	I_C	150		mA
Maximum Power Dissipation				
Total Power Dissipation				
at $25\ ^\circ C$ Ambient Temperature	P_T	150		mW
Maximum Temperatures				
Junction Temperature	T_j	150		$^\circ C$
Storage Temperature Range	T_{stg}	-55 to +150		$^\circ C$

ELECTRICAL CHARACTERISTICS ($T_a = 25\ ^\circ C$)

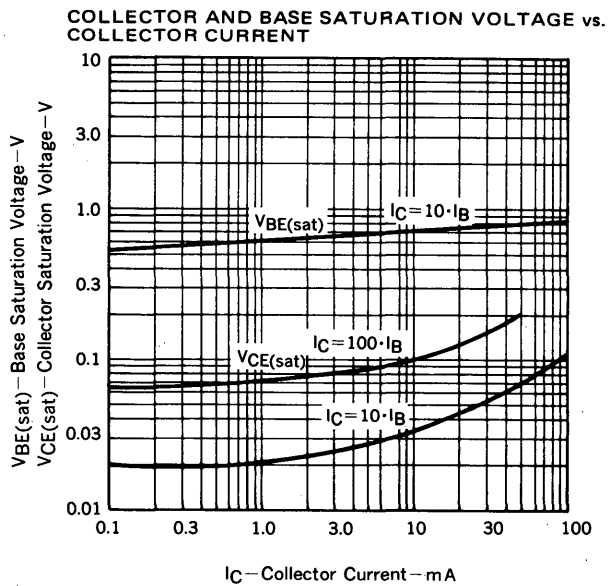
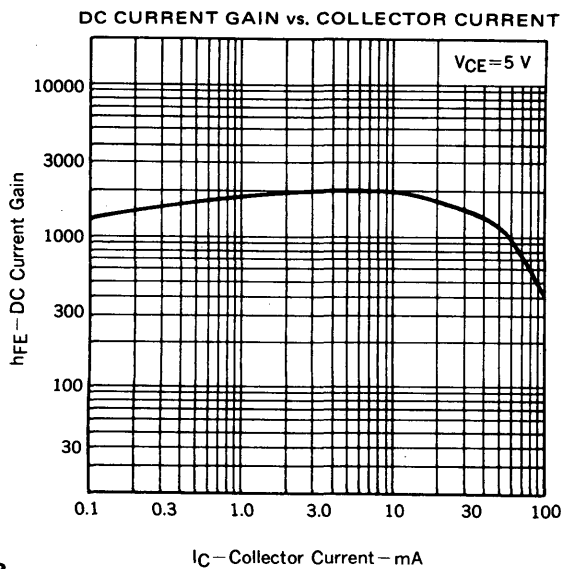
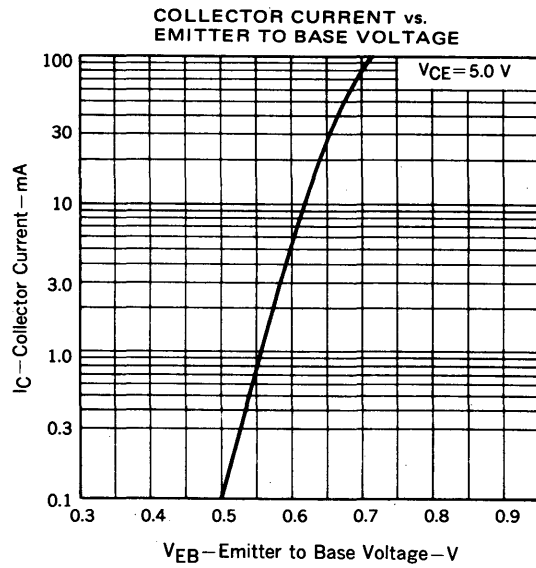
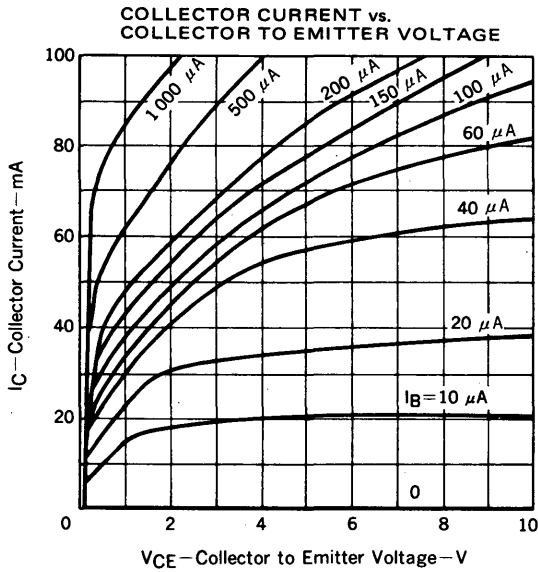
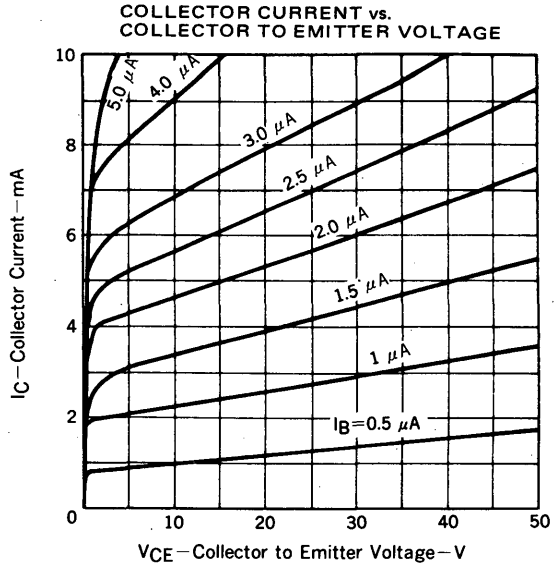
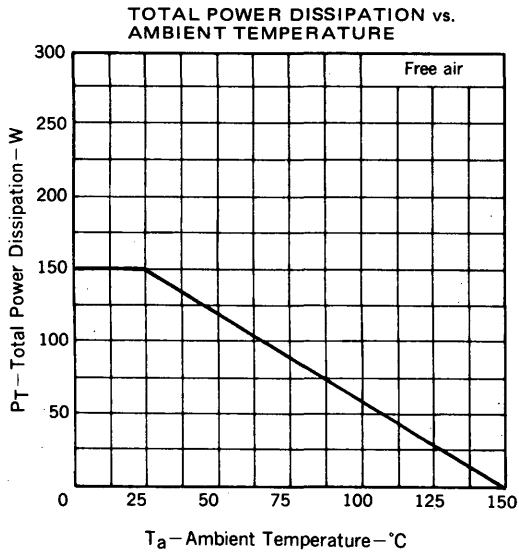
CHARACTERISTIC	SYMBOL	MIN.	TYP.	MAX.	UNIT	TEST CONDITIONS
Collector Cutoff Current	I_{CBO}			100	nA	$V_{CB} = 50\ V, I_E = 0$
Emitter Cutoff Current	I_{EBO}			100	nA	$V_{EB} = 10\ V, I_C = 0$
DC Current Gain	h_{FE1}^*	1000	1800	3200		$V_{CE} = 5.0\ V, I_C = 1.0\ mA$
DC Current Gain	h_{FE2}^*	200	350			$V_{CE} = 5.0\ V, I_C = 100\ mA$
Base to Emitter Voltage	V_{BE}^*		0.56		V	$V_{CE} = 5.0\ V, I_C = 1.0\ mA$
Collector Saturation Voltage	$V_{CE(sat)}^*$		0.07	0.3	V	$I_C = 50\ mA, I_B = 5.0\ mA$
Base Saturation Voltage	$V_{BE(sat)}^*$		0.8	1.2	V	$I_C = 50\ mA, I_B = 5.0\ mA$
Gain Bandwidth Product	f_T		250		MHz	$V_{CE} = 5.0\ V, I_E = -10\ mA$
Output Capacitance	C_{ob}		3.0		pF	$V_{CB} = 5\ V, I_E = 0, f = 1.0\ MHz$
Turn-on Time	t_{on}		0.13		ns	$V_{CC} = 10\ V, V_{BE(off)} = -2.7\ V$
Storage Time	t_{stg}		0.72		ns	$I_C = 50\ mA$
Turn-off Time	t_{off}		1.22		ns	$I_{B1} = -I_{B2} = 1.0\ mA$

*Pulsed: $PW \leq 350\ \mu s, Duty\ Cycle \leq 2\ %$

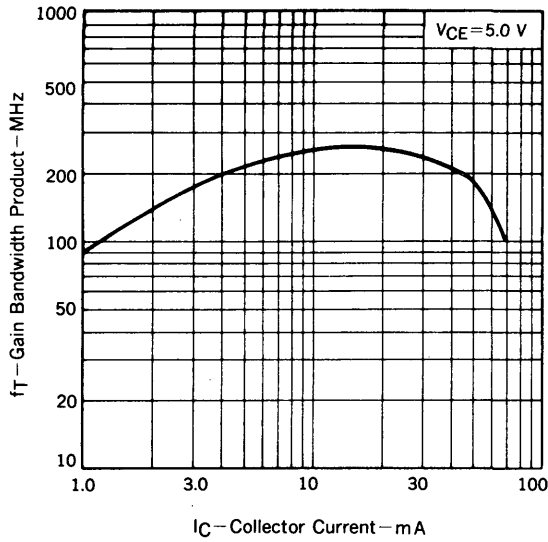
h_{FE} Classification

Marking	2SC4181	L17	L18
	2SC4181A	L15	L16
h_{FE1}	1000 to 2000	1600 to 3200	

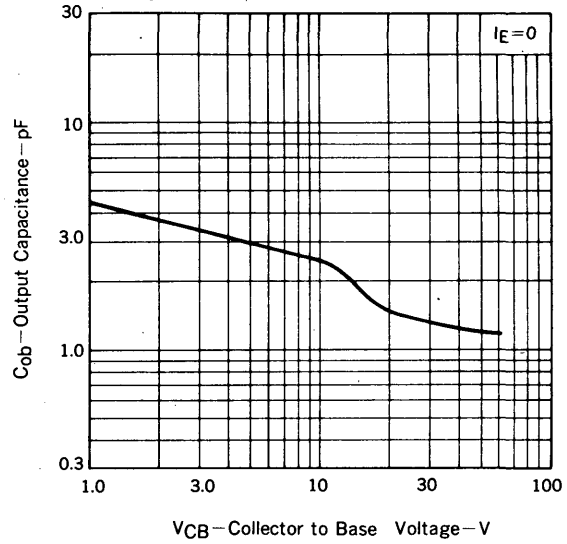
TYPICAL CHARACTERISTICS ($T_a = 25^\circ\text{C}$)



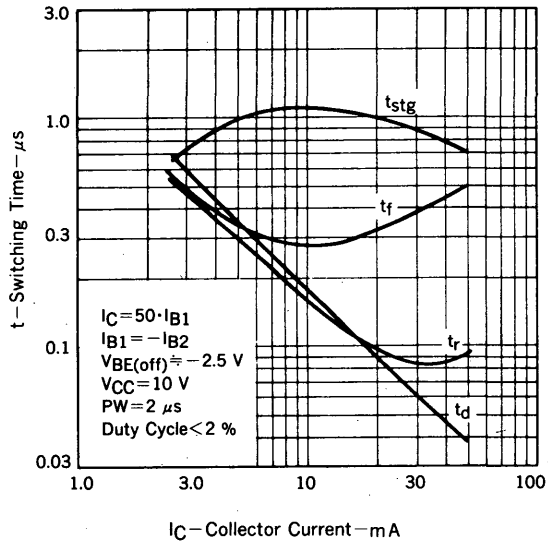
GAIN BANDWIDTH PRODUCT vs. COLLECTOR CURRENT



OUTPUT CAPACITANCE vs. COLLECTOR TO BASE VOLTAGE



SWITCHING TIME vs. COLLECTOR CURRENT



[MEMO]

No part of this document may be copied or reproduced in any form or by any means without the prior written consent of NEC Corporation. NEC Corporation assumes no responsibility for any errors which may appear in this document.

NEC Corporation does not assume any liability for infringement of patents, copyrights or other intellectual property rights of third parties by or arising from use of a device described herein or any other liability arising from use of such device. No license, either express, implied or otherwise, is granted under any patents, copyrights or other intellectual property rights of NEC Corporation or of others.



LittleDiode supplies new, hard to find or obsolete electronic components and semiconductors all over the world.

With over two million different components listed you are sure to find the part you need.

Feel free to visit us today at our online store:

LittleDiode.com

Looking forward to providing you with the best possible service.