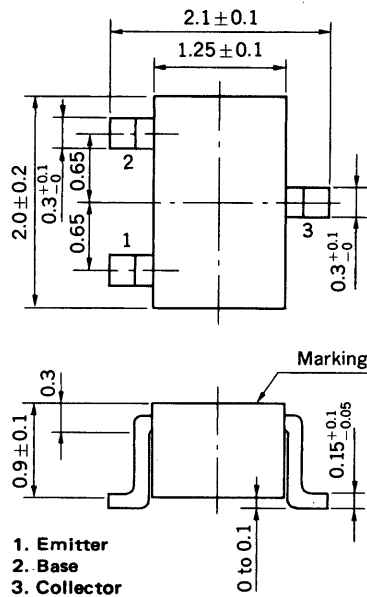


SILICON TRANSISTOR
2SC4179

FM/AM RF AMPLIFIER, MIXER, OSCILLATOR, CONVERTER
NPN SILICON EPITAXIAL TRANSISTOR

PACKAGE DIMENSIONS
in millimeters



FEATURES

- High Gain Bandwidth Product: $f_T = 250$ MHz TYP.
- Low Output Capacitance: $C_{ob} = 1.8$ pF TYP.
- Low Noise Figure: NF = 2.0 dB TYP.

ABSOLUTE MAXIMUM RATINGS

Maximum Voltages and Current ($T_a = 25^\circ\text{C}$)

Collector to Base Voltage	V_{CBO}	50	V
Collector to Emitter Voltage	V_{CEO}	30	V
Emitter to Base Voltage	V_{EBO}	5.0	V
Collector Current (DC)	I_C	50	mA

Maximum Power Dissipation

Total Power Dissipation at 25°C Ambient Temperature	P_T	150	mW
--	-------	-----	----

Maximum Temperatures

Junction Temperature	T_j	150	$^\circ\text{C}$
Storage Temperature Range	T_{stg}	-55 to +150	$^\circ\text{C}$

ELECTRICAL CHARACTERISTICS ($T_a = 25^\circ\text{C}$)

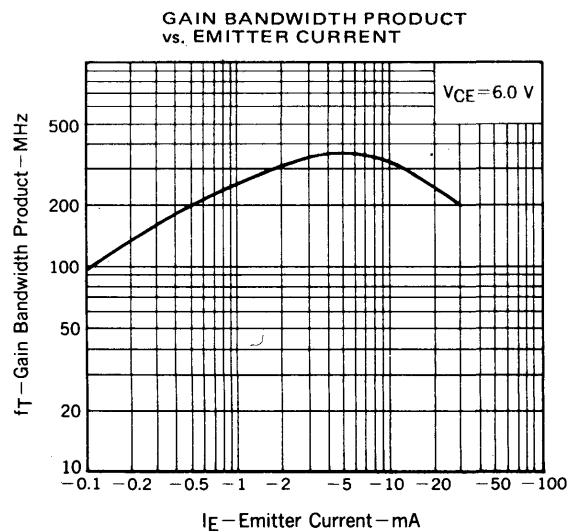
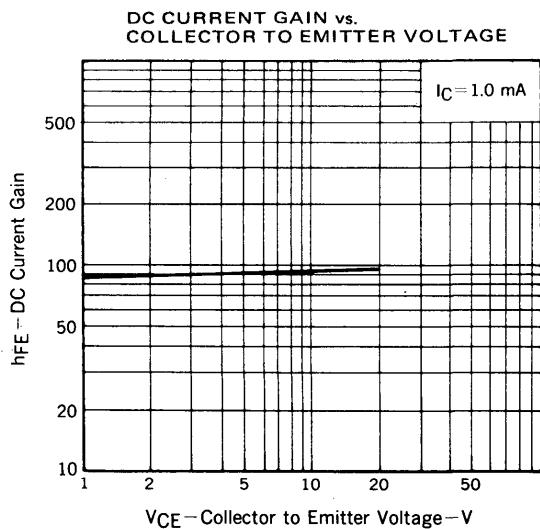
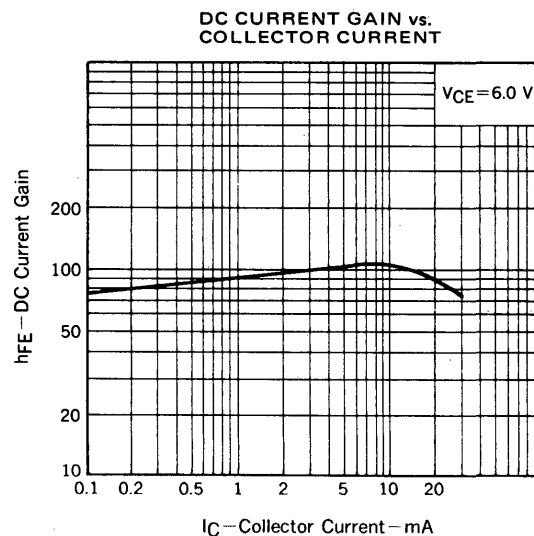
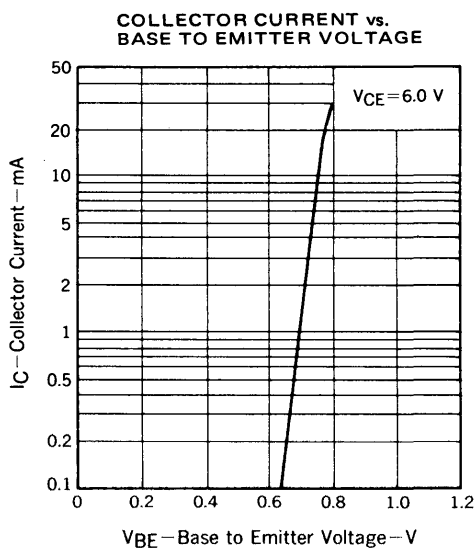
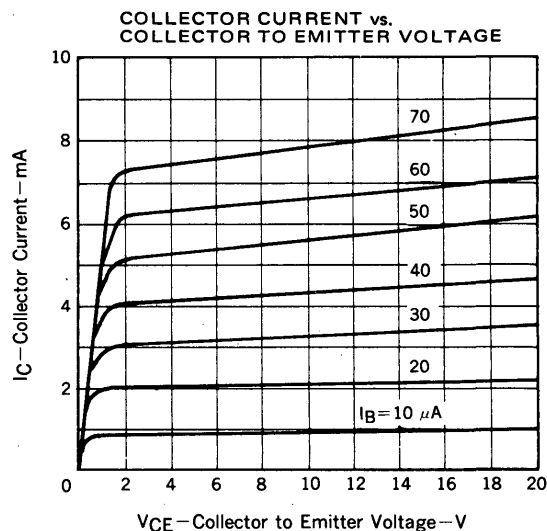
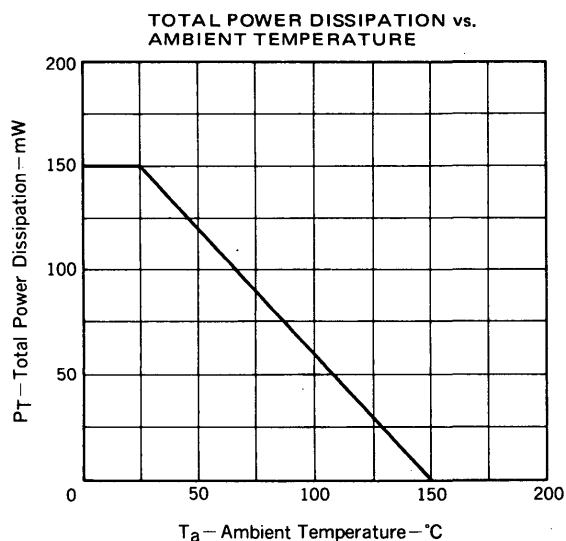
CHARACTERISTIC	SYMBOL	MIN.	TYP.	MAX.	UNIT	TEST CONDITIONS
Collector Cutoff Current	I_{CBO}			0.1	μA	$V_{CB} = 50\text{ V}, I_E = 0$
Emitter Cutoff Current	I_{EBO}			0.1	μA	$V_{EB} = 5.0\text{ V}, I_C = 0$
DC Current Gain	h_{FE}	60	100	180		$V_{CE} = 6.0\text{ V}, I_C = 1.0\text{ mA}^*$
Base to Emitter Voltage	V_{BE}	0.65	0.70	0.75	V	$V_{CE} = 6.0\text{ V}, I_C = 1.0\text{ mA}$
Collector Saturation Voltage	$V_{CE(sat)}$		0.08	0.3	V	$I_C = 10\text{ mA}, I_B = 1.0\text{ mA}$
Gain Bandwidth Product	f_T	150	250		MHz	$V_{CE} = 6.0\text{ V}, I_E = -1.0\text{ mA}$
Output Capacitance	C_{ob}		1.9	2.2	pF	$V_{CB} = 6.0\text{ V}, I_E = 0, f = 1.0\text{ MHz}$
Collector to Base Time Constant	$C_c \cdot r_b' \cdot b$		10	15	ps	$V_{CB} = 6.0\text{ V}, I_E = -10\text{ mA}, f = 31.9\text{ MHz}$
Noise Figure	NF		2.0	4.0	dB	$V_{CE} = 6.0\text{ V}, I_E = -1.0\text{ mA}, f = 1.0\text{ MHz}, R_G = 500\ \Omega$

* Pulsed: $PW \leq 350\ \mu\text{s}$, Duty Cycle $\leq 2\%$

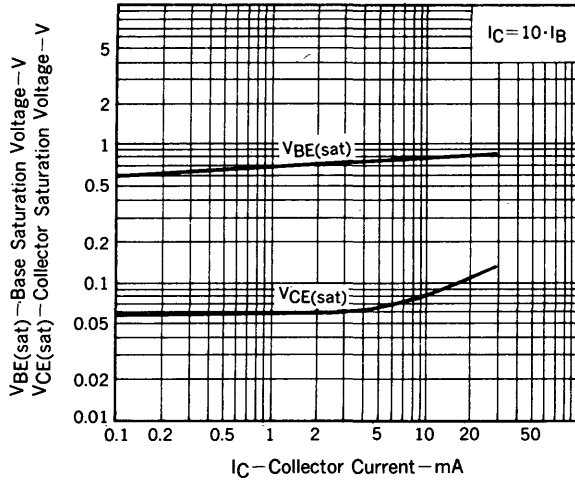
h_{FE} Classification

Marking	FA3	FA4
h_{FE}	60 to 120	90 to 180

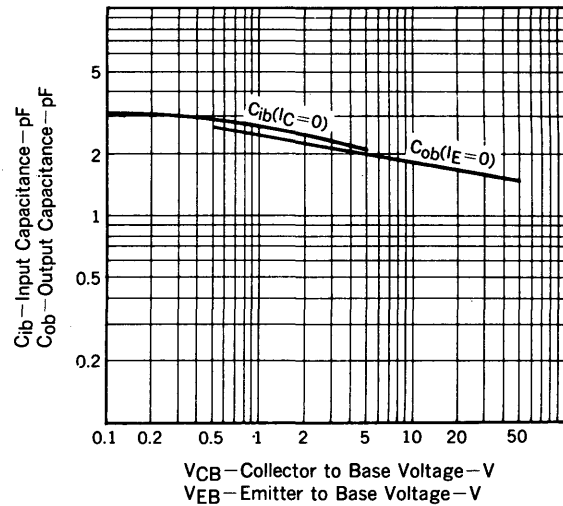
TYPICAL CHARACTERISTICS ($T_a = 25^\circ\text{C}$)



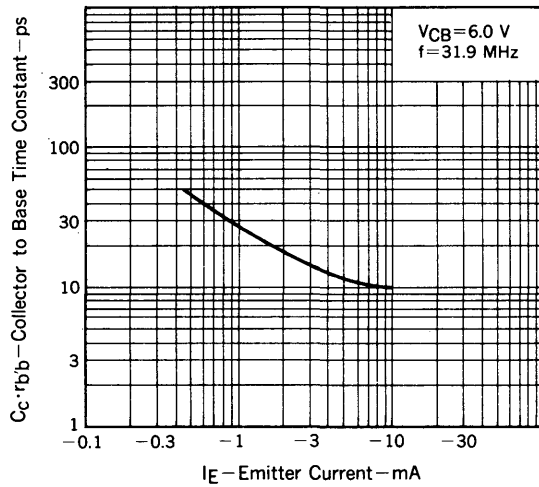
COLLECTOR AND BASE SATURATION VOLTAGE vs. COLLECTOR CURRENT



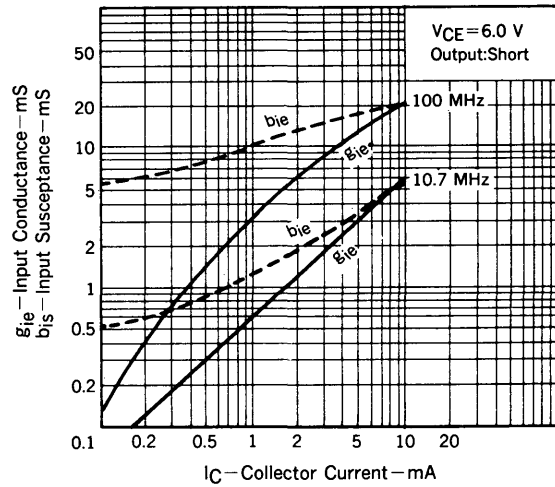
OUTPUT AND INPUT CAPACITANCE vs. REVERSE VOLTAGE



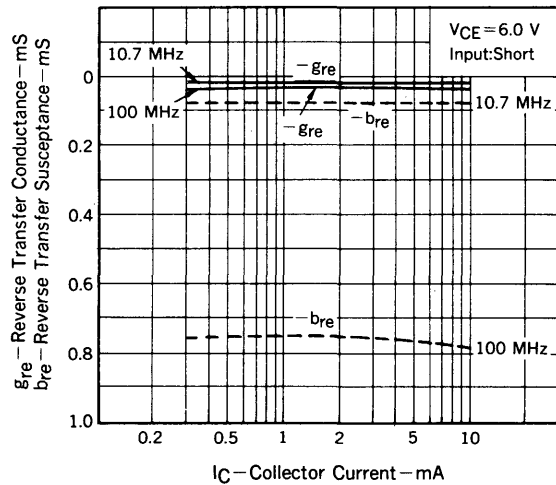
COLLECTOR TO BASE TIME CONSTANT vs. EMITTER CURRENT



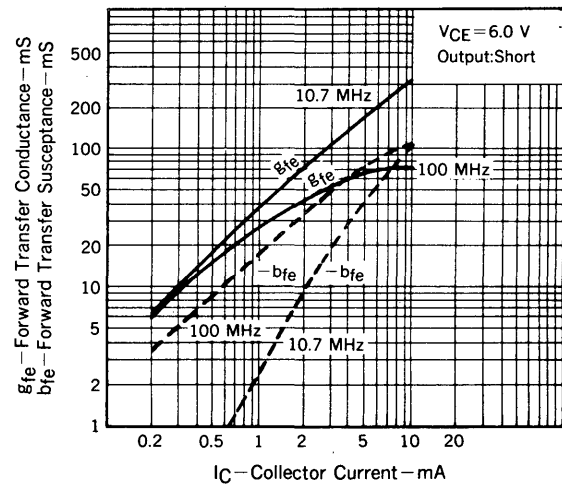
INPUT ADMITTANCE (y_{ie}) vs. COLLECTOR CURRENT



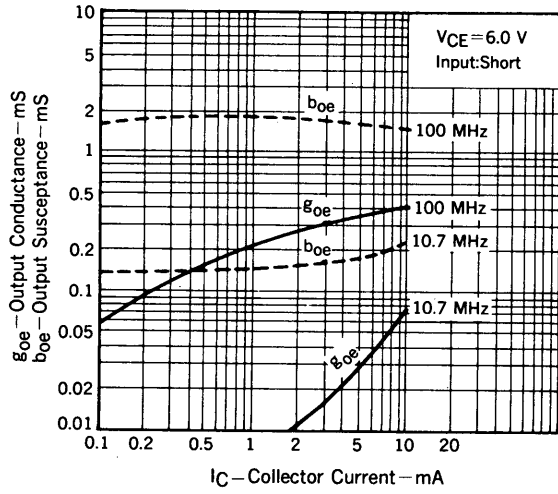
REVERSE TRANSFER ADMITTANCE (y_{re}) vs. COLLECTOR CURRENT



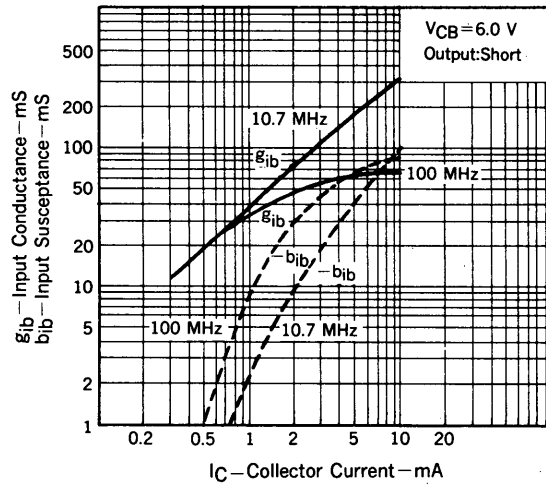
FORWARD TRANSFER ADMITTANCE (y_{fe}) vs. COLLECTOR CURRENT



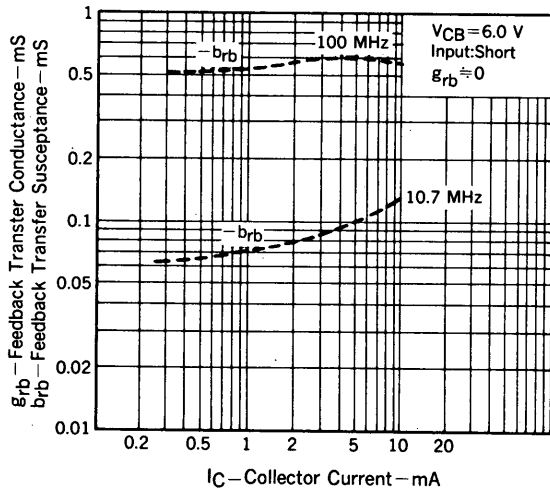
OUTPUT ADMITTANCE (y_{oe}) vs. COLLECTOR CURRENT



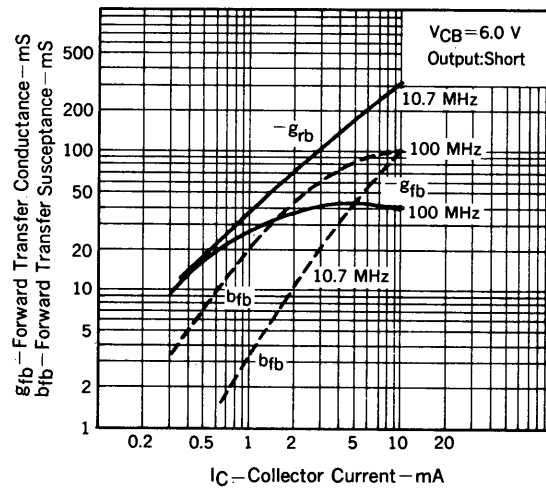
INPUT ADMITTANCE (y_{ib}) vs. COLLECTOR CURRENT



REVERSE TRANSFER ADMITTANCE (y_{rb}) vs. COLLECTOR CURRENT



FORWARD TRANSFER ADMITTANCE (y_{fb}) vs. COLLECTOR CURRENT





LittleDiode supplies new, hard to find or obsolete electronic components and semiconductors all over the world.

With over two million different components listed you are sure to find the part you need.

Feel free to visit us today at our online store:

LittleDiode.com

Looking forward to providing you with the best possible service.