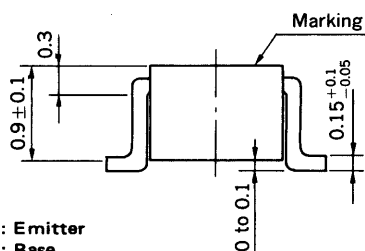
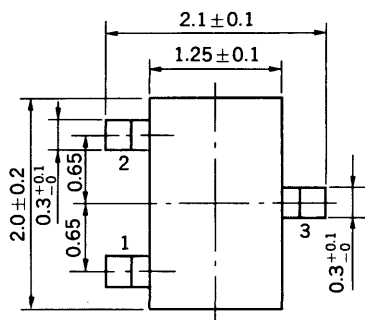


SILICON TRANSISTOR
2SC4177

AUDIO FREQUENCY GENERAL PURPOSE AMPLIFIER
NPN SILICON EPITAXIAL TRANSISTOR

PACKAGE DIMENSIONS
in millimeters



1 : Emitter
2 : Base
3 : Collector

FEATURES

- Complementary to 2SA1611
- High DC Current Gain: $h_{FE} = 200$ TYP. ($V_{CE} = 6.0$ V, $I_C = 1.0$ mA)
- High Voltage: $V_{CEO} = 50$ V

ABSOLUTE MAXIMUM RATINGS

Maximum Voltages and Current ($T_a = 25^\circ\text{C}$)

Collector to Base Voltage	V_{CBO}	60	V
Collector to Emitter Voltage	V_{CEO}	50	V
Emitter to Base Voltage	V_{EBO}	5.0	V
Collector Current (DC)	I_C	100	mA

Maximum Power Dissipation

Total Power Dissipation at 25°C Ambient Temperature	P_T	150	mW
---	-------	-----	----

Maximum Temperatures

Junction Temperature	T_j	150	$^\circ\text{C}$
Storage Temperature Range	T_{stg}	-55 to +150	$^\circ\text{C}$

ELECTRICAL CHARACTERISTICS ($T_a = 25^\circ\text{C}$)

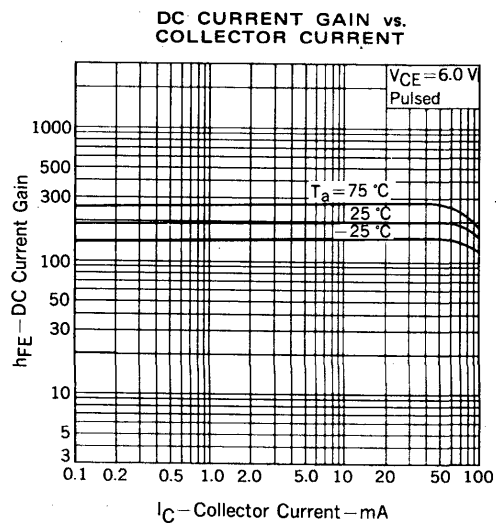
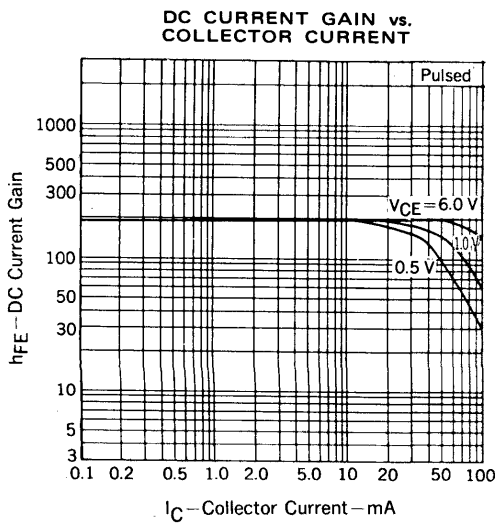
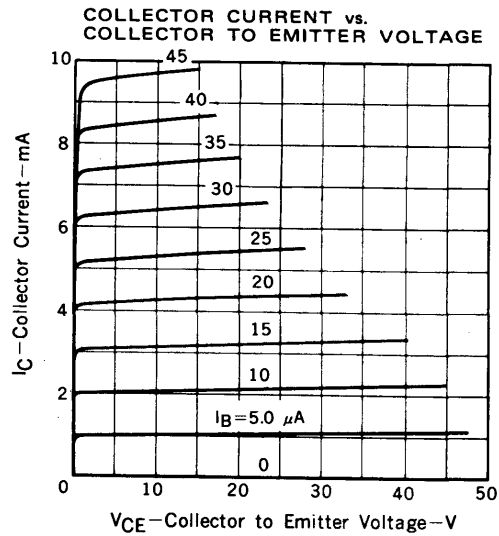
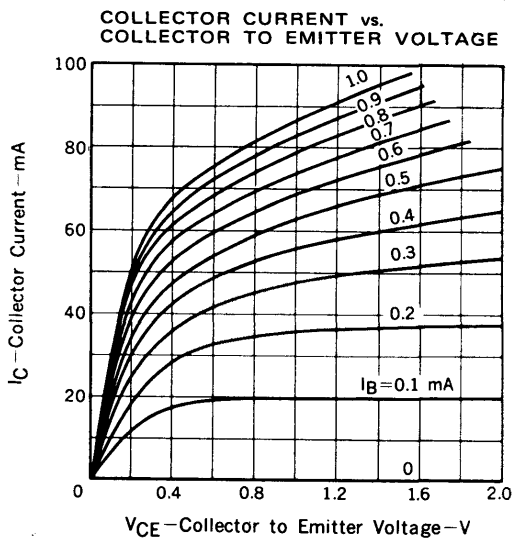
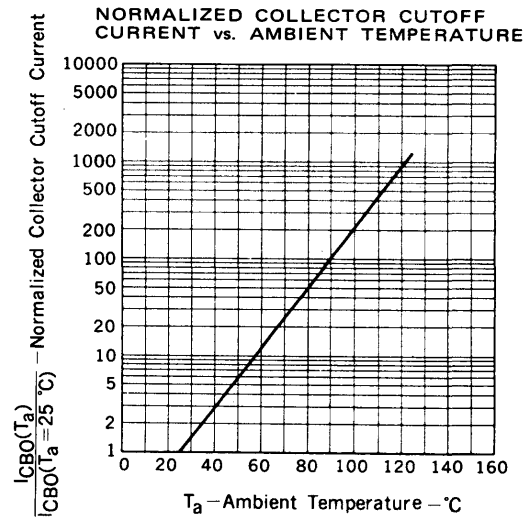
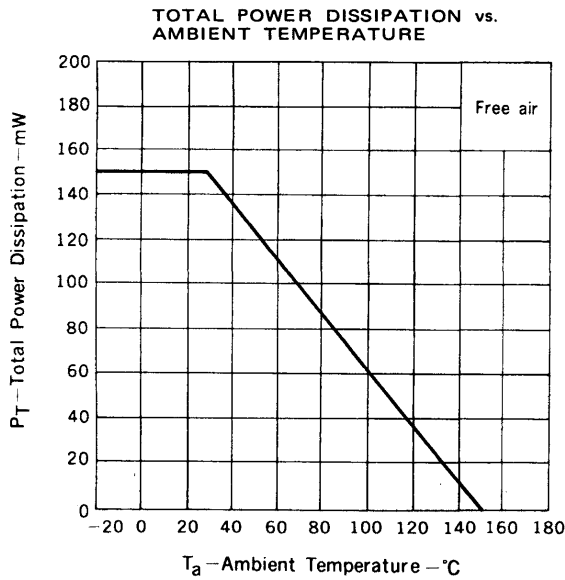
CHARACTERISTIC	SYMBOL	MIN.	TYP.	MAX.	UNIT	TEST CONDITIONS
Collector Cutoff Current	I_{CBO}			0.1	μA	$V_{CB} = 60$ V, $I_E = 0$
Emitter Cutoff Current	I_{EBO}			0.1	μA	$V_{EB} = 5.0$ V, $I_C = 0$
DC Current Gain	h_{FE}	90	200	600		$V_{CE} = 6.0$ V, $I_C = 1.0$ mA*
Collector Saturation Voltage	$V_{CE(sat)}$		0.15	0.3	V	$I_C = 100$ mA, $I_B = 10$ mA
Base to Saturation Voltage	$V_{BE(sat)}$		0.86	1.0	V	$I_C = 100$ mA, $I_B = 10$ mA
Base Emitter Voltage	V_{BE}	0.55	0.62	0.65	V	$V_{CE} = 6.0$ V, $I_C = 1.0$ mA
Gain Bandwidth Product	f_T		250		MHz	$V_{CE} = 6.0$ V, $I_E = -10$ mA
Output Capacitance	C_{ob}		3.0		pF	$V_{CB} = 6.0$ V, $I_E = 0$, $f = 1.0$ MHz

* Pulsed: $PW \leq 350 \mu\text{s}$, Duty Cycle $\leq 2\%$

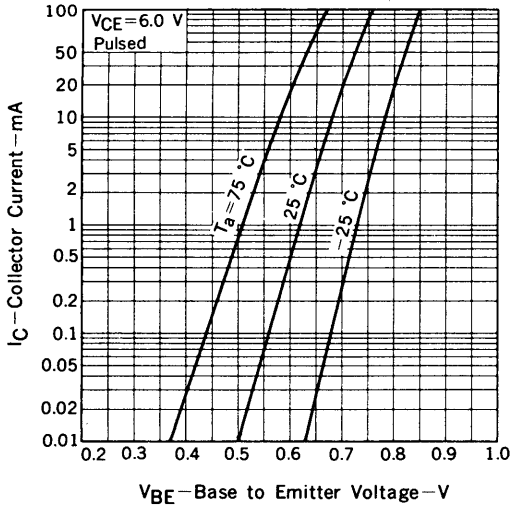
h_{FE} Classification

Marking	L4	L5	L6	L7
h_{FE}	90 to 180	135 to 270	200 to 400	300 to 600

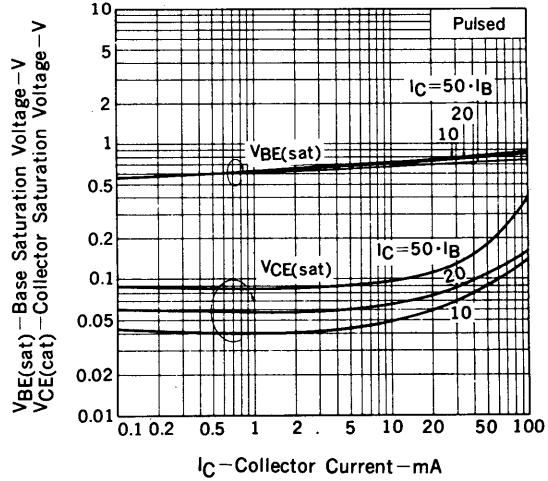
TYPICAL CHARACTERISTICS ($T_a = 25^\circ\text{C}$)



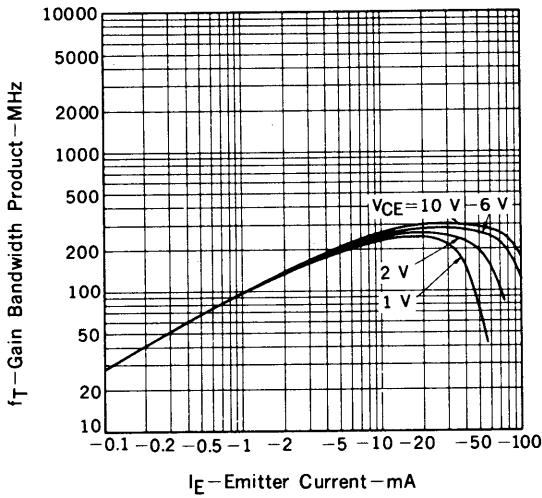
COLLECTOR CURRENT vs. BASE TO EMITTER VOLTAGE



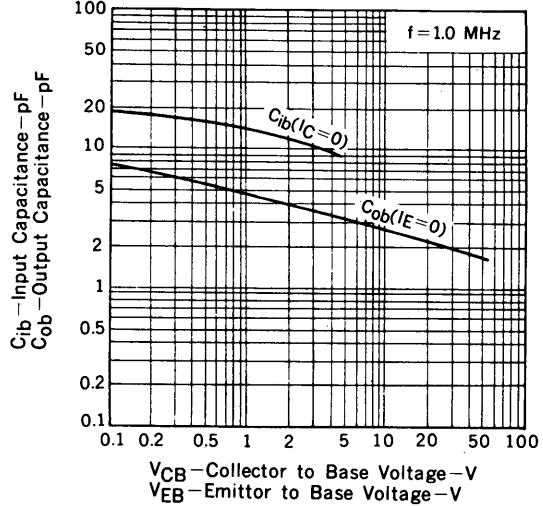
COLLECTOR AND BASE SATURATION VOLTAGE vs. COLLECTOR CURRENT



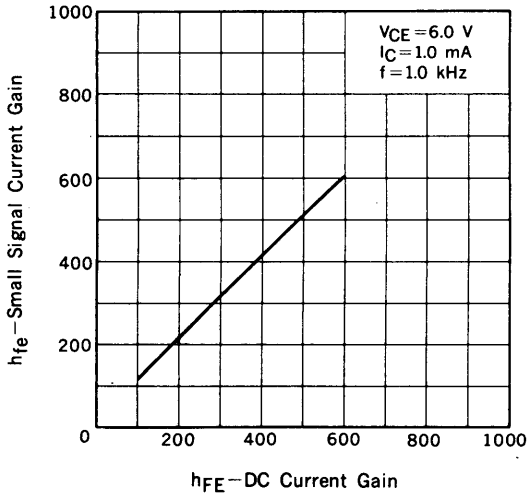
GAIN BANDWIDTH PRODUCT vs. EMITTER CURRENT



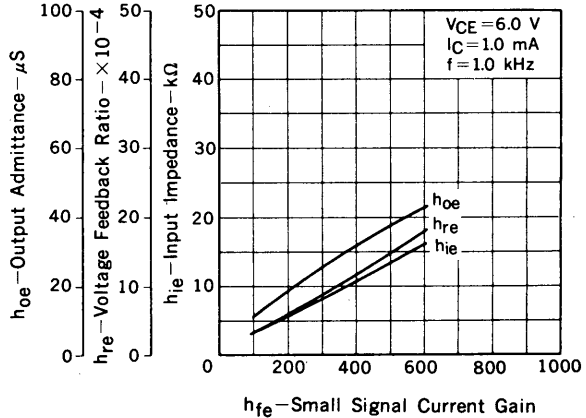
OUTPUT AND INPUT CAPACITANCE vs. REVERSE VOLTAGE



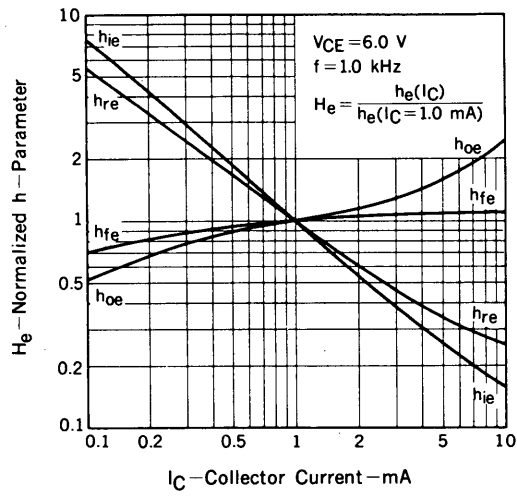
SMALL SIGNAL CURRENT GAIN vs. DC CURRENT GAIN



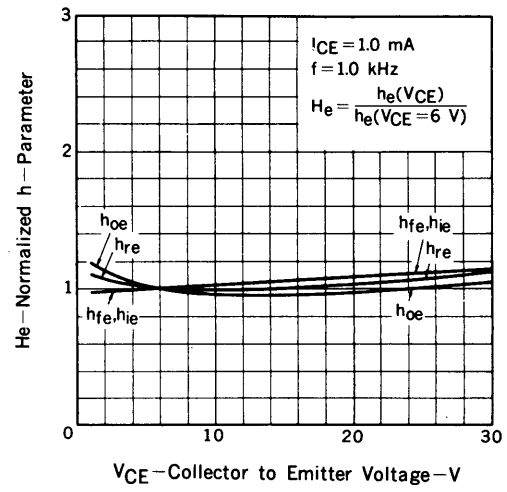
INPUT IMPEDANCE, VOLTAGE FEEDBACK RATIO AND OUTPUT ADMITTANCE vs. SMALL SIGNAL CURRENT GAIN



NORMALIZED h-PARAMETER vs. COLLECTOR CURRENT



NORMALIZED h-PARAMETER vs. COLLECTOR TO EMITTER VOLTAGE





LittleDiode supplies new, hard to find or obsolete electronic components and semiconductors all over the world.

With over two million different components listed you are sure to find the part you need.

Feel free to visit us today at our online store:

LittleDiode.com

Looking forward to providing you with the best possible service.