

Low frequency amplifier

2SB1708

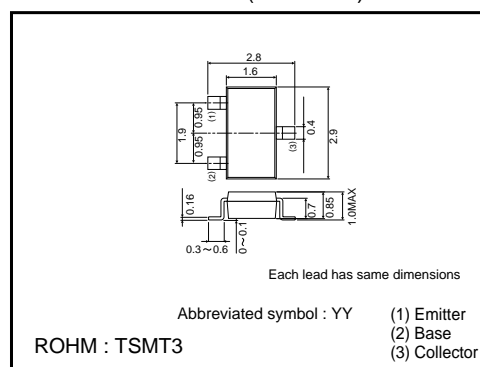
●Application

Low frequency amplifier
Driver

●Features

- 1) A collector current is large. (3A)
- 2) $V_{CE(sat)} \leq -250\text{mV}$
At $I_C = -1.5\text{A} / I_B = -30\text{mA}$

●External dimensions (Units : mm)



●Absolute maximum ratings (Ta=25°C)

Parameter	Symbol	Limits	Unit
Collector-base voltage	V_{CBO}	-30	V
Collector-emitter voltage	V_{CEO}	-30	V
Emitter-base voltage	V_{EBO}	-6	V
Collector current	I_C	-3	A
	I_{CP}	-6	A *
Power dissipation	P_C	500	mW
Junction temperature	T_j	150	°C
Range of storage temperature	T_{stg}	-55~+150	°C

*Single pulse, $P_W=1\text{ms}$

●Packaging specifications

Type	Package	Taping
	Code	T146
	Basic ordering unit (pieces)	3000
2SB1708		○

●Electrical characteristics (Ta=25°C)

Parameter	Symbol	Min.	Typ.	Max.	Unit	Conditions
Collector-base breakdown voltage	BV_{CBO}	-30	-	-	V	$I_C=-10\mu\text{A}$
Collector-emitter breakdown voltage	BV_{CEO}	-30	-	-	V	$I_C=-1\text{mA}$
Emitter-base breakdown voltage	BV_{EBO}	-6	-	-	V	$I_E=-10\mu\text{A}$
Collector cutoff current	I_{CBO}	-	-	-100	nA	$V_{CB}=-30\text{V}$
Emitter cutoff current	I_{EBO}	-	-	-100	nA	$V_{EB}=-6\text{V}$
Collector-emitter saturation voltage	$V_{CE(sat)}$	-	-180	-250	mV	$I_C=-1.5\text{A}, I_B=-30\text{mA}$
DC current gain	h_{FE}	270	-	680	-	$V_{CE}=-2\text{V}, I_C=-200\text{mA}^*$
Transition frequency	f_T	-	200	-	MHz	$V_{CE}=-2\text{V}, I_E=200\text{mA}, f=100\text{MHz}^*$
Collector output capacitance	C_{ob}	-	40	-	pF	$V_{CB}=-10\text{V}, I_E=0\text{A}, f=1\text{MHz}$

* Pulsed

Transistors

●Electrical characteristic curves

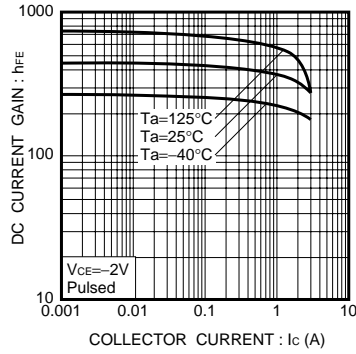


Fig.1 DC Current Gain vs. Collector Current

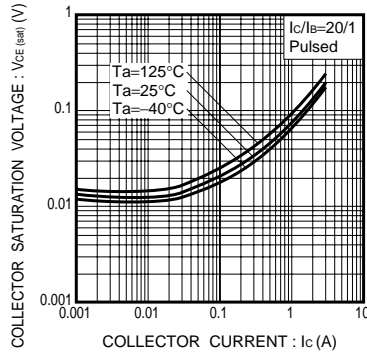


Fig.2 Collector-Emitter Saturation Voltage vs. Collector Current

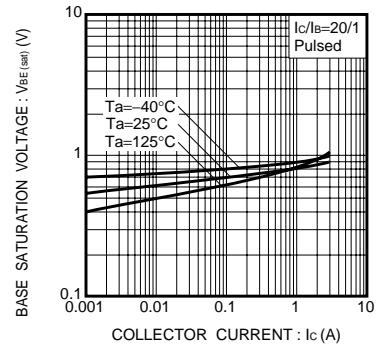


Fig.3 Base-emitter saturation voltage vs. Collector Current

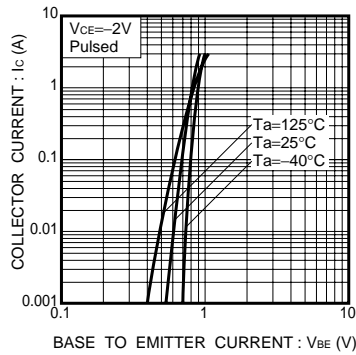


Fig.4 Grounded Emitter Propagation Characteristics

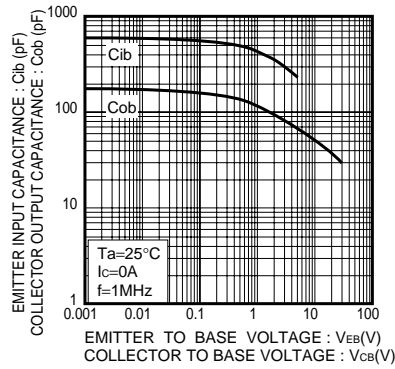


Fig.5 Collector Output Capacitance vs. Collector-Base Voltage
Emitter Input Capacitance vs. Emitter-Base Voltage

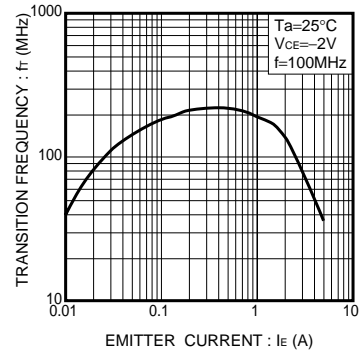


Fig.6 Gain Bandwidth Product vs. Emitter Current

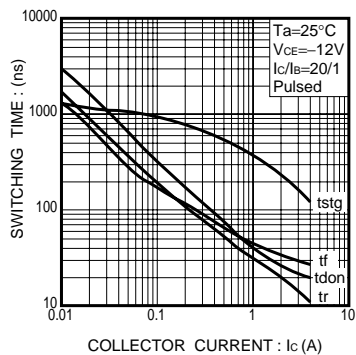


Fig.7 Switching Time



LittleDiode supplies new, hard to find or obsolete electronic components and semiconductors all over the world.

With over two million different components listed you are sure to find the part you need.

Feel free to visit us today at our online store:

LittleDiode.com

Looking forward to providing you with the best possible service.