

TOSHIBA TRANSISTOR SILICON PNP EPITAXIAL TYPE (PCT PROCESS)

2SA1425

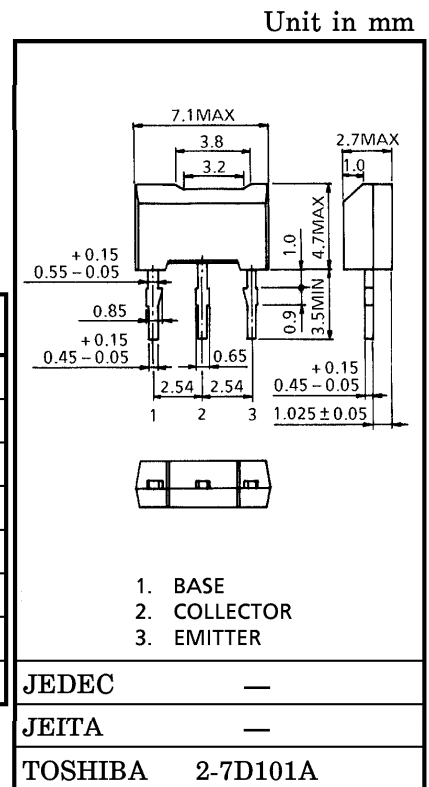
POWER AMPLIFIER APPLICATIONS

DRIVER STAGE AMPLIFIER APPLICATIONS

- Complementary to 2SC3665.

MAXIMUM RATINGS (Ta = 25°C)

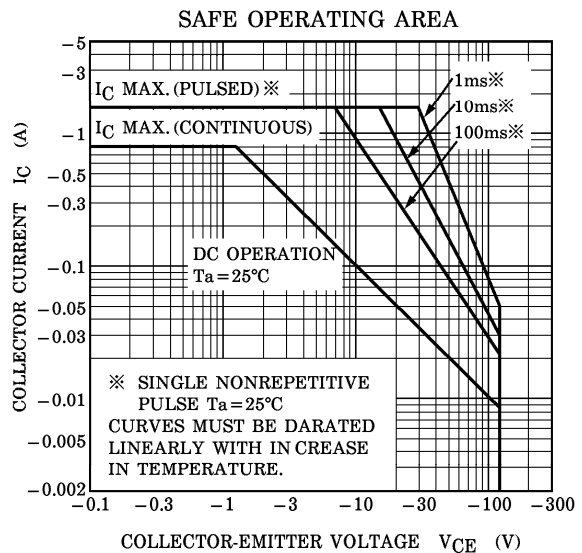
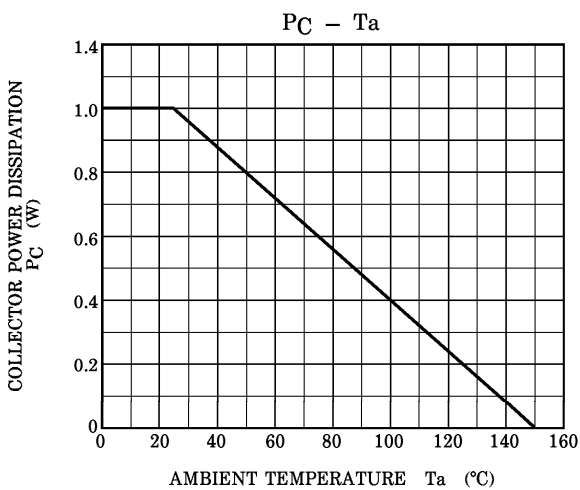
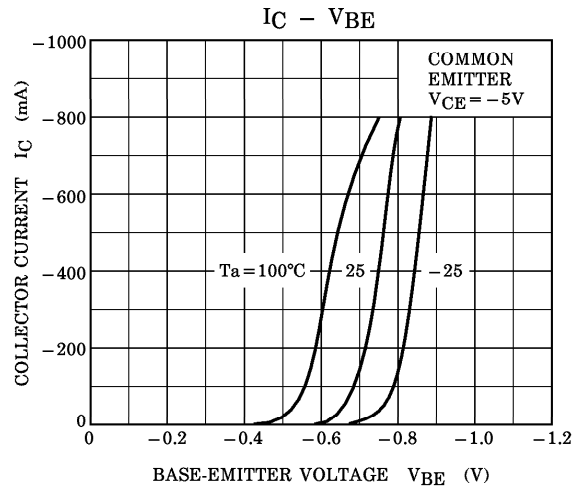
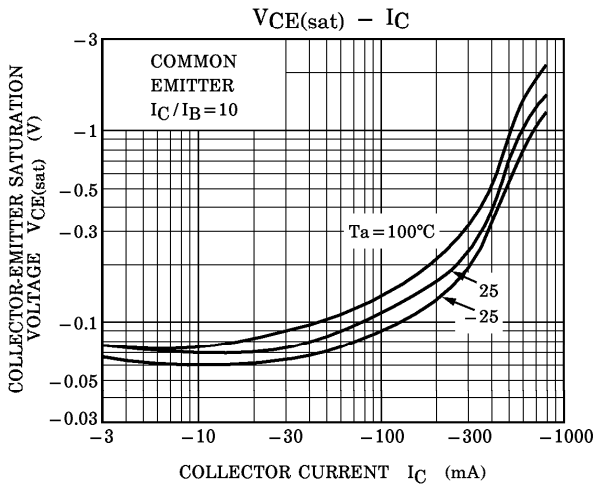
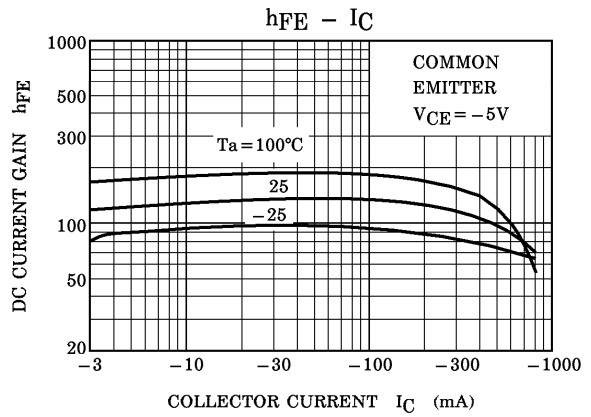
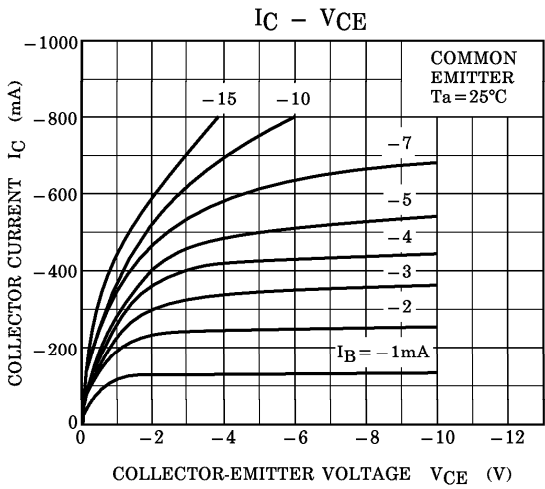
CHARACTERISTIC	SYMBOL	RATING	UNIT
Collector-Base Voltage	V _{CB0}	-120	V
Collector-Emitter Voltage	V _{CEO}	-120	V
Emitter-Base Voltage	V _{EBO}	-5	V
Collector Current	I _C	-800	mA
Base Current	I _B	-80	mA
Collector Power Dissipation	P _C	1000	mW
Junction Temperature	T _j	150	°C
Storage Temperature Range	T _{stg}	-55~150	°C



ELECTRICAL CHARACTERISTICS (Ta = 25°C)

CHARACTERISTIC	SYMBOL	TEST CONDITION	MIN.	TYP.	MAX.	UNIT
Collector Cut-off Current	I _{CB0}	V _{CB} = -120V, I _E = 0	—	—	-100	nA
Emitter Cut-off Current	I _{EBO}	V _{EB} = -5V, I _C = 0	—	—	-100	nA
Collector-Emitter Breakdown Voltage	V _{(BR)CEO}	I _C = -10mA, I _B = 0	-120	—	—	V
Emitter-Base Breakdown Voltage	V _{(BR)EBO}	I _E = -1mA, I _C = 0	-5	—	—	V
DC Current Gain	h _{FE} (Note)	V _{CE} = -5V, I _C = -100mA	80	—	240	
Collector-Emitter Saturation Voltage	V _{CE(sat)}	I _C = -500mA, I _B = -50mA	—	—	-1.0	V
Base-Emitter Voltage	V _{BE}	V _{CE} = -5V, I _C = -500mA	—	—	-1.0	V
Transition Frequency	f _T	V _{CE} = -5V, I _C = -100mA	—	120	—	MHz
Collector Output Capacitance	C _{ob}	V _{CB} = -10V, I _E = 0, f = 1MHz	—	—	40	pF

(Note) : h_{FE} Classification O : 80~160, Y : 120~240



RESTRICTIONS ON PRODUCT USE

000707EAA

- TOSHIBA is continually working to improve the quality and reliability of its products. Nevertheless, semiconductor devices in general can malfunction or fail due to their inherent electrical sensitivity and vulnerability to physical stress. It is the responsibility of the buyer, when utilizing TOSHIBA products, to comply with the standards of safety in making a safe design for the entire system, and to avoid situations in which a malfunction or failure of such TOSHIBA products could cause loss of human life, bodily injury or damage to property. In developing your designs, please ensure that TOSHIBA products are used within specified operating ranges as set forth in the most recent TOSHIBA products specifications. Also, please keep in mind the precautions and conditions set forth in the "Handling Guide for Semiconductor Devices," or "TOSHIBA Semiconductor Reliability Handbook" etc..
- The TOSHIBA products listed in this document are intended for usage in general electronics applications (computer, personal equipment, office equipment, measuring equipment, industrial robotics, domestic appliances, etc.). These TOSHIBA products are neither intended nor warranted for usage in equipment that requires extraordinarily high quality and/or reliability or a malfunction or failure of which may cause loss of human life or bodily injury ("Unintended Usage"). Unintended Usage include atomic energy control instruments, airplane or spaceship instruments, transportation instruments, traffic signal instruments, combustion control instruments, medical instruments, all types of safety devices, etc.. Unintended Usage of TOSHIBA products listed in this document shall be made at the customer's own risk.
- The information contained herein is presented only as a guide for the applications of our products. No responsibility is assumed by TOSHIBA CORPORATION for any infringements of intellectual property or other rights of the third parties which may result from its use. No license is granted by implication or otherwise under any intellectual property or other rights of TOSHIBA CORPORATION or others.
- The information contained herein is subject to change without notice.



LittleDiode supplies new, hard to find or obsolete electronic components and semiconductors all over the world.

With over two million different components listed you are sure to find the part you need.

Feel free to visit us today at our online store:

LittleDiode.com

Looking forward to providing you with the best possible service.