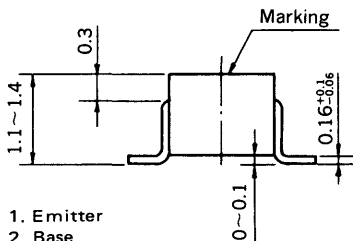
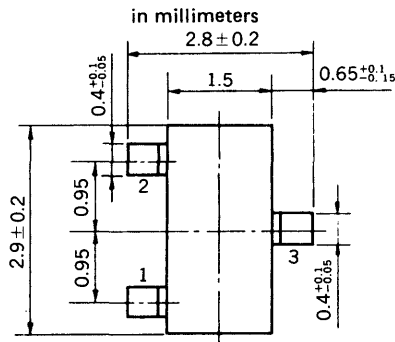


HIGH VOLTAGE AMPLIFIER AND SWITCHING
PNP SILICON EPITAXIAL TRANSISTOR
MINI MOLD

PACKAGE DIMENSIONS



- 1. Emitter
- 2. Base
- 3. Collector

FEATURES

- High Voltage: $V_{CE0} = -200$ V
- High DC Current Gain: $h_{FE} = 90$ to 450
- Complementary to 2SC3360

ABSOLUTE MAXIMUM RATINGS

Maximum Voltages and Current ($T_a = 25^\circ\text{C}$)

Collector to Base Voltage	V_{CBO}	-200	V
Collector to Emitter Voltage	V_{CEO}	-200	V
Emitter to Base Voltage	V_{EBO}	-5	V
Collector Current (DC)	I_C	-100	mA

Maximum Power Dissipation

Total Power Dissipation at 25°C Ambient Temperature	P_T	200	mW
--	-------	-----	----

Maximum Temperatures

Junction Temperature	T_j	150	$^\circ\text{C}$
Storage Temperature Range	T_{stg}	-55 to +150	$^\circ\text{C}$

ELECTRICAL CHARACTERISTICS ($T_a = 25^\circ\text{C}$)

CHARACTERISTIC	SYMBOL	MIN.	TYP.	MAX.	UNIT	TEST CONDITIONS
Collector Cutoff Current	I_{CBO}			-100	nA	$V_{CB} = -200$ V, $I_E = 0$
Emitter Cutoff Current	I_{EBO}			-100	nA	$V_{EB} = -5$ V, $I_C = 0$
DC Current Gain	h_{FE1}	90	200	450		$V_{CE} = -10$ V, $I_C = -10$ mA
DC Current Gain	h_{FE2}	50	195			$V_{CE} = -10$ V, $I_C = -50$ mA
Base to Emitter Voltage	V_{BE}	-0.6	-0.65	-0.7	V	$V_{CE} = -10$ V, $I_C = -10$ mA
Collector Saturation Voltage	$V_{CE(sat)}$		-0.21	-0.3	V	$I_C = -50$ mA, $I_B = -5.0$ mA
Base Saturation Voltage	$V_{BE(sat)}$		-0.8	-1.2	V	$I_C = -50$ mA, $I_B = -5.0$ mA
Gain Bandwidth Product	f_T		120		MHz	$V_{CE} = -10$ V, $I_E = 10$ mA
Output Capacitance	C_{ob}		3.6		pF	$V_{CB} = -30$ V, $I_E = 0$, $f = 1.0$ MHz
Turn-on Time	t_{on}		0.16		μs	$V_{CC} = -10$ V, $V_{BE(off)} = 2.5$ V
Storage Time	t_{stg}		1.3		μs	$I_C = -10$ mA
Turn-off Time	t_{off}		0.18		μs	$I_{B1} = -I_{B2} = -1.0$ mA

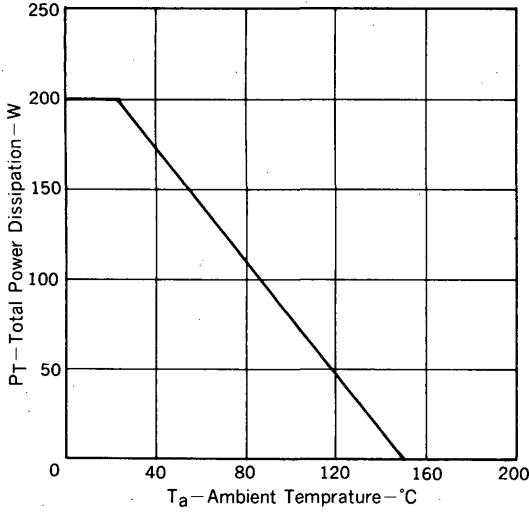
* Pulsed: $PW \leq 350 \mu\text{s}$, Duty Cycle $\leq 2\%$

h_{FE} Classification

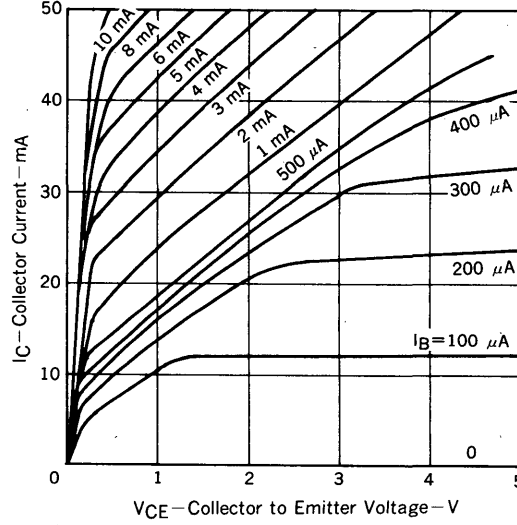
Marking	O5	O6	O7
h_{FE1}	90 to 180	135 to 270	200 to 450

TYPICAL CHARACTERISTICS ($T_a = 25^\circ\text{C}$)

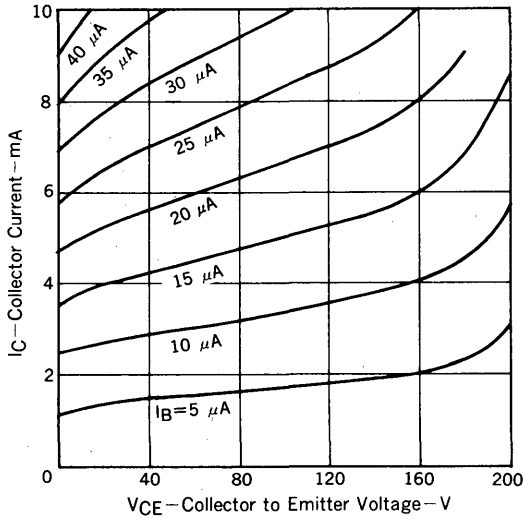
TOTAL POWER DISSIPATION vs. AMBIENT TEMPERATURE



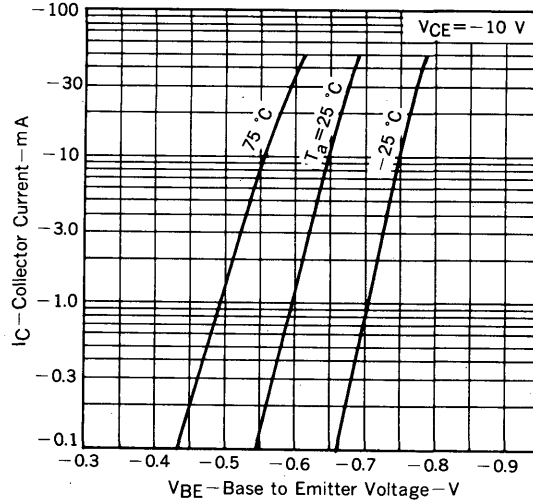
COLLECTOR CURRENT vs. COLLECTOR TO EMITTER VOLTAGE



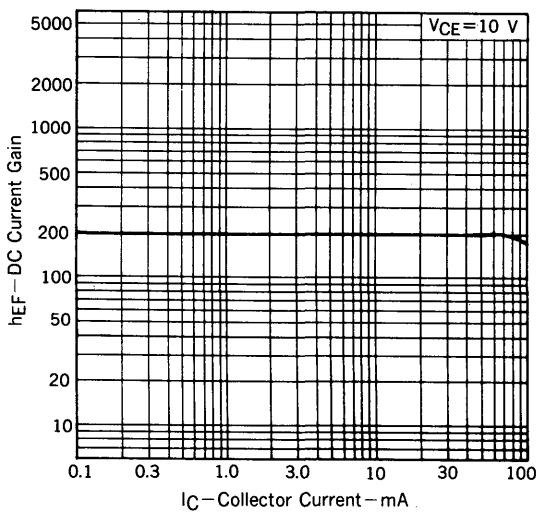
COLLECTOR CURRENT vs. COLLECTOR TO EMITTER VOLTAGE



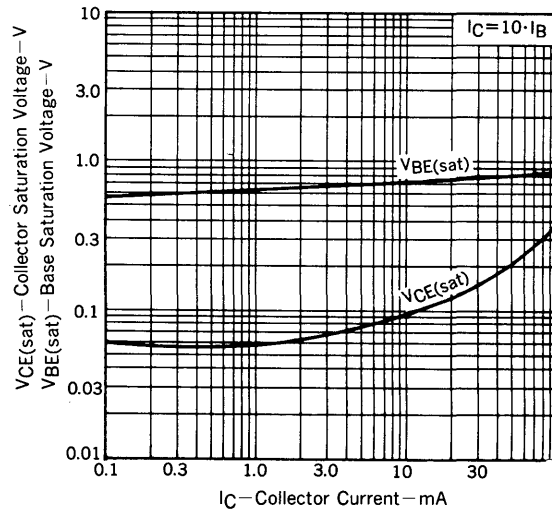
COLLECTOR CURRENT vs. BASE TO EMITTER VOLTAGE



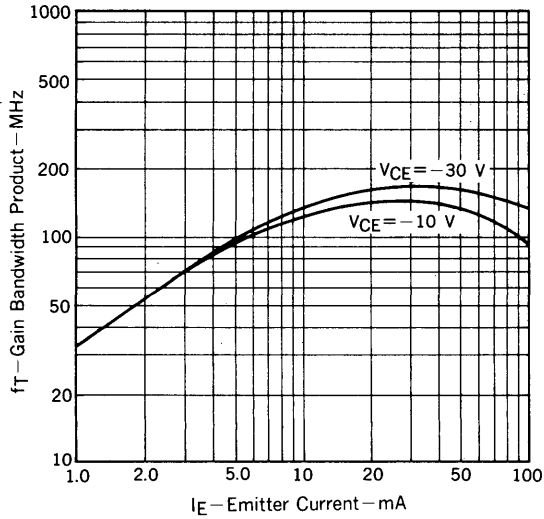
DC CURRENT GAIN vs. COLLECTOR CURRENT



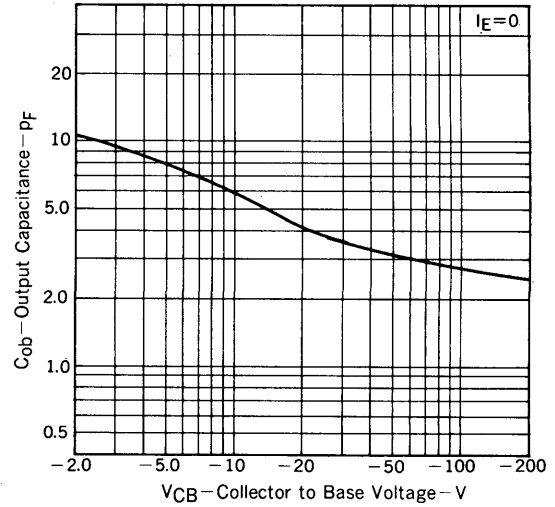
BASE AND COLLECTOR SATURATION VOLTAGE vs. COLLECTOR CURRENT



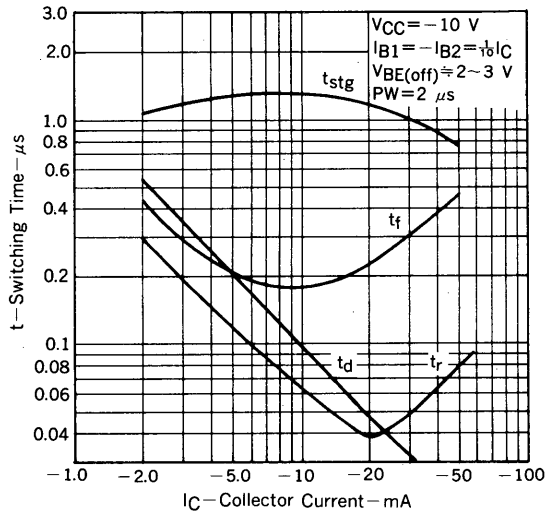
GAIN BANDWIDTH PRODUCT vs. EMITTER CURRENT



OUTPUT CAPACITANCE vs. COLLECTOR TO BASE VOLTAGE



SWITCHING TIME vs. COLLECTOR CURRENT



NEC Corporation

INTERNATIONAL ELECTRON DEVICES DIV.
SUMITOMO MITA Building, 37-8,
Shiba Gochome, Minato-ku, Tokyo 108, Japan
Tel: Tokyo 456-3111
Telex Address: NECTOK J22686
Cable Address: NEC TOKYO

TC-1631
JULY-15-85M
Printed in Japan



LittleDiode supplies new, hard to find or obsolete electronic components and semiconductors all over the world.

With over two million different components listed you are sure to find the part you need.

Feel free to visit us today at our online store:

LittleDiode.com

Looking forward to providing you with the best possible service.