

AN6913, AN6913L

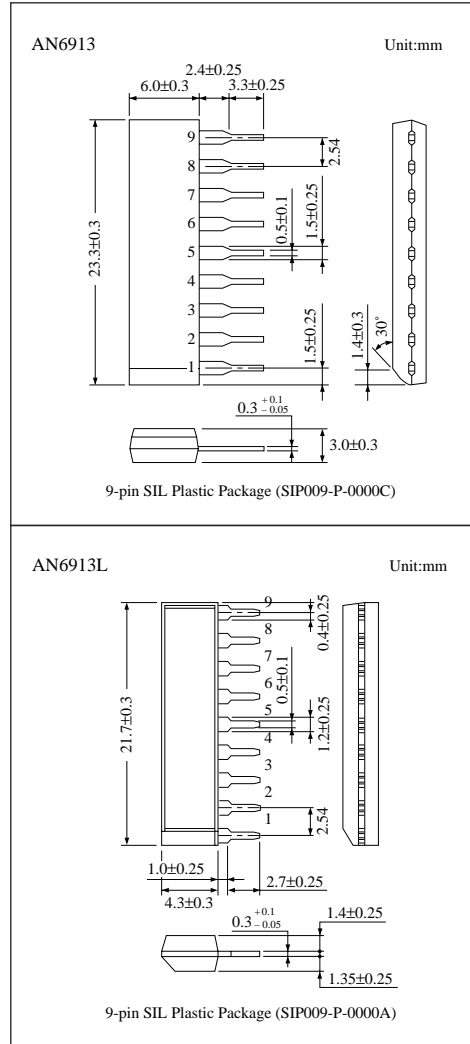
Dual Comparators

Overview

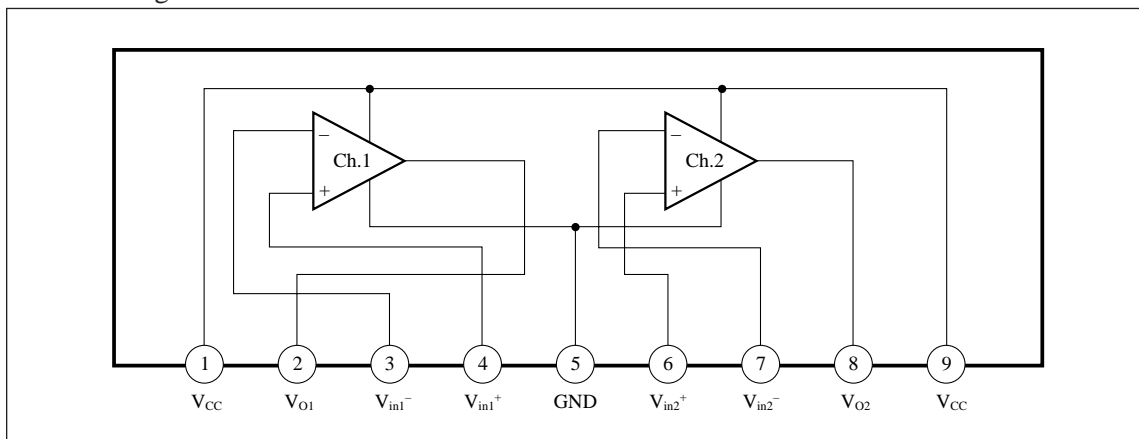
The AN6913 and AN6913L are dual (2-channel) comparators with a wide range of operating supply voltage.

Features

- Wide range of operating supply voltage
Single power supply: 2 to 36V
Dual power supply: ± 1 to ± 18 V
- Low circuit current: 0.6mA typ.
- Wide range of common-mode input voltage
: 0V to $V_{CC} - 1.5$ V (single power supply)
- Open collector output



Block Diagram



■ Pin Descriptions

Pin No.	Pin name
1	Supply voltage
2	Ch.1 output
3	Ch.1 inverting input
4	Ch.1 non-inverting input
5	GND
6	Ch.2 non-inverting input
7	Ch.2 inverting input
8	Ch.2 output
9	Supply voltage

■ Absolute Maximum Rating (Ta=25°C)

Parameter		Symbol	Rating	Unit
Voltage	Supply voltage	V_{CC}	36	V
	Common-mode input voltage	V_{ICM}^{*1}	- 0.3 to +36	V
	Differential input voltage	V_{ID}^{*2}	36	V
	Output applied voltage	V_1, V_7	24	V
Power dissipation		P_D	500	mW
Operating ambient temperature		T_{opr}	-30 to +85	°C
Storage temperature		T_{stg}	-55 to +150	°C

*1 The common-mode input voltage is applied to the non-inverting input pin and inverting input pin simultaneously.

*2 Differential input corresponds to the potential difference between the non-inverting input pin and inverting input pin.

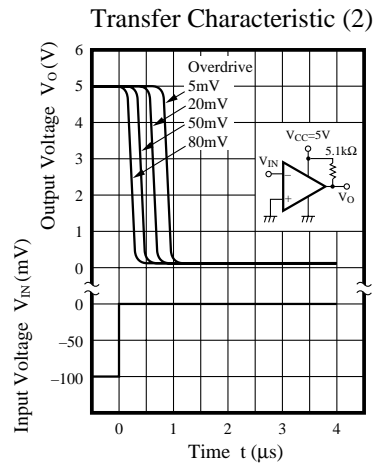
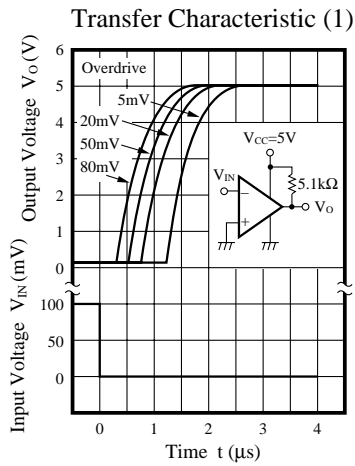
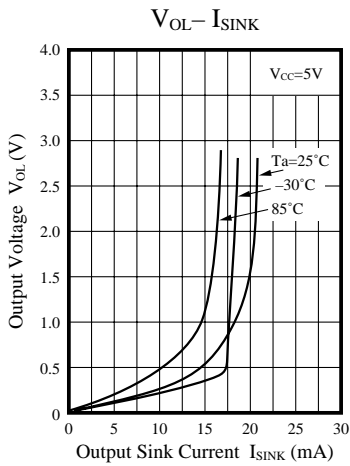
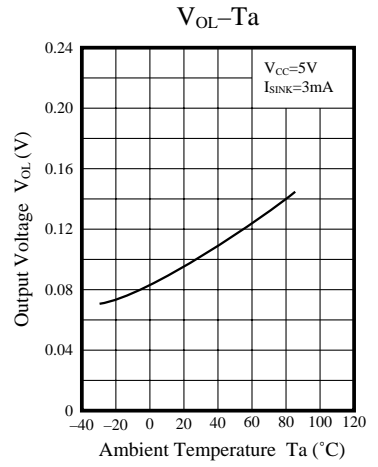
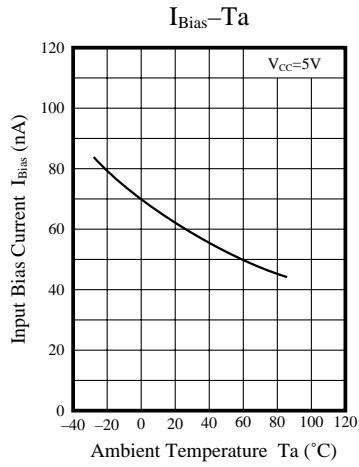
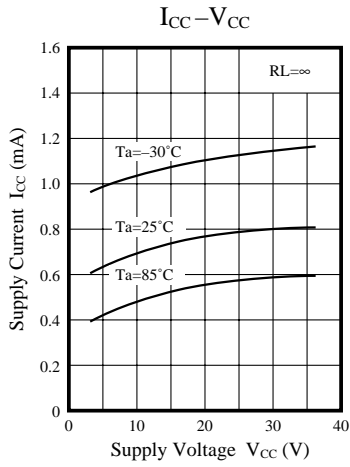
■ Recommended Operating (Ta=25°C)

Parameter	Symbol	Range
Operating supply voltage range	V_{CC}	Single power supply 2V to 36V
		Dual power supply ±1V to ±18V

■ Electrical Characteristics (V_{CC}=5V, Ta=25°C)

Parameter	Symbol	Condition	min	typ	max	Unit
Input offset voltage	$V_{I(offset)}$		—	1	5	mV
Input offset current	I_{IO}		—	—	50	nA
Input bias current	I_{Bias}		—	—	250	nA
Voltage gain	G_V	$R_L=15k\Omega$	—	200	—	V/mV
Common-mode input voltage width	V_{CM}		0	—	$V_{CC}-1.5$	V
Supply current	I_{CC}	$R_L=\infty$	—	0.6	1.5	mA
Response time	t_r	$R_L=5.1k\Omega, V_{RL}=5V$	—	1.3	—	μs
Output sink current	I_{SINK}	$V_{REF}=0V, V_{IN}=1V, V_O\leq 1.5V$	10	—	—	mA
Output voltage low level	V_{OL}	$V_{REF}=0V, V_{IN}=1V, I_{SINK}=3mA$	—	0.2	0.4	V
Output pin leak current	$I_{O(Leak)}$	$V_{IN}=0V, V_{REF}=1V, V_O=5V$	—	0.1	—	nA

■ Characteristics Curve





LittleDiode supplies new, hard to find or obsolete electronic components and semiconductors all over the world.

With over two million different components listed you are sure to find the part you need.

Feel free to visit us today at our online store:

LittleDiode.com

Looking forward to providing you with the best possible service.