

HA13421A, HA13421AMP

Dual Bridge Drivers


Description

The HA13421A and HA13421AMP monolithic power ICs are dual bridge drivers. The maximum driving current and voltage are 0.33 A \times 12 V per bridge. Therefore, the best use for these parts is in a two-phase bipolar stepping motor driving the head actuator of a 3, to 5.25-inch FDD (Floppy Disk Drive).

Features

- 330 mA output current capability
- Dual bridge included
- Power save
- Single input direction control
- Low output saturation voltage
- Low supply current
- Low input current
- Compatible with TTL, LSTTL, and 5 V CMOS
- Thermal shutdown

HA13421A



(DP-16C)

HA13421AMP



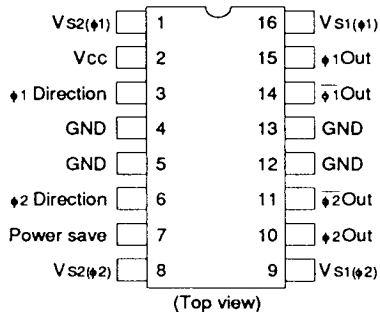
(DP-18)

Ordering Information

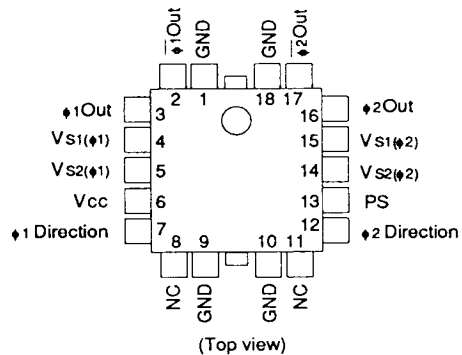
Type No.	Package
HA13421A	DP-16C
HA13421AMP	DP-18

Pin Arrangement

HA13421A



HA13421AMP



Block Diagram

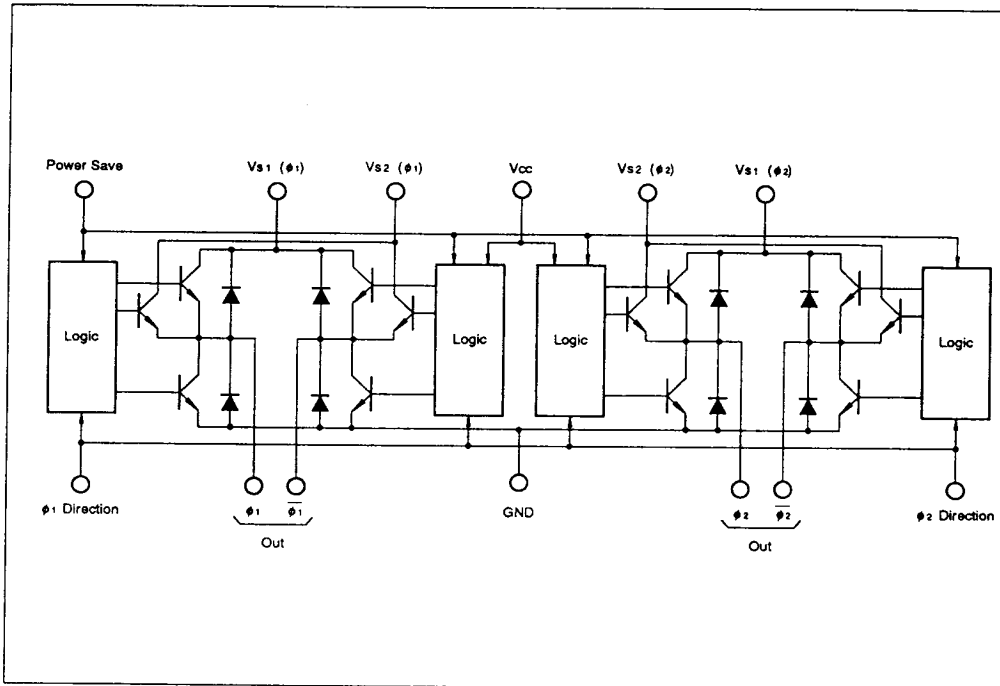


Table 1 Truth Table (For each bridge)

Power Save	Direction	ϕ Out	$\bar{\phi}$ Out
L	L	L	H ⁺
L	H	H ⁺	L
H	L	L	H ⁻
H	H	H ⁻	L

Note: L = Low voltage state
 H⁺ = High voltage state
 (Seeking transistors On)
 H⁻ = High voltage state
 (Holding transistors On)



Table 2 Absolute Maximum Ratings (Ta = 25 °C)

Item	Symbol	HA13421A	HA13421AMP	Unit	Note
Logic stage supply voltage	Vcc	7	7	V	1
Seeking supply voltage	Vs1	15	15	V	1
Holding supply voltage	Vs2	7	7	V	1
Input voltage	Vi	0 to Vcc	0 to Vcc	V	
Peak seeking current	Io (peak)	500	500	mA	2
Seeking current (DC)	Ios	330	330	mA	
Holding current (DC)	IoH	200	200	mA	
Power dissipation	PT	2.0	1.0	W	3
Junction temperature	Tj	150	150	°C	
Operating junction temperature range	Tjop	-20 to +125	-20 to +125	°C	
Storage temperature range	Tstg	-55 to +125	-55 to +125	°C	

The absolute maximum ratings are limiting values, to be applied individually, beyond which the device may be permanently damaged. Functional operation under any of these conditions is not guaranteed. Exposing a circuit to its absolute maximum rating for extended periods of time may affect the device's reliability.

Notes: 1. Recommended operating voltage

	Min	Typ	Max	Unit
Vcc	4.5	5.0	5.5	V
Vs1	10.2	12.0	13.8	V
Vs2	4.5	5.0	5.5	V

2. $t \leq 5$ ms

3. Thermal resistances are as follows:

a. HA13421A

$\theta_{j-a1} \leq 60$ °C/W (Soldered on a print circuit board)

$\theta_{j-a2} \leq 35$ °C/W (Soldered on a print circuit covered with copper sufficiently)

$\theta_{j-a3} \leq 15$ °C/W (Soldered on pin 4, 5, 12, and 13 with an infinite heat sink)

b. HA13421AMP

$\theta_{j-a1} \leq 120$ °C/W (Soldered on a glass epoxy circuit board with 10 % printing)

$\theta_{j-a2} \leq 100$ °C/W (Soldered on a glass epoxy circuit board with 30 % printing)

$\theta_{j-a3} \leq 80$ °C/W (Soldered on a metal based circuit board)



HA13421A, HA13421AMP

Table 3 Electrical Characteristics (Ta = 25 °C, Vcc = 5 V, Vs2 = 5 V, Vs1 = 12 V)

Item	Symbol	Min	Typ	Max	Unit	Test Conditions	Note		
Input low voltage	V _{IL}	—	—	0.8	V				
Input high voltage	V _{IH}	2.0	—	—	V				
Input low current	I _{IL}	—	—	±10	μA	V _I =0.8 V			
Input high current	I _{IH}	—	1.0	±10	μA	V _I =2 V			
			—	0.5	1.0	mA	V _I =5.5 V		
Supply current		—	25	33	mA	PS=0.8 V, V _{CC}			
			—	10	20	mA	I _o =0 A	V _{s1} 1	
			—	—	1.0	mA		V _{s2} 2	
			—	25	33	mA	PS=2 V, I _o =0 A	V _{CC}	
			—	3	5	mA		V _{s1} 1	
			—	5	10	mA		V _{s2} 2	
Output transistors breakdown voltage	BV _{CER}	18	—	—	V	I _C = 10 mA			

Electrical Characteristics (Ta = 25 °C, Vcc = 5 V, Vs2 = 5 V, Vs1 = 12 V) (cont)

Vs1 saturation voltage	V _{CE(sat)1}	—	1.5	2.0	V	PS=0.8 V, I _o =330 mA	3
Vs2 saturation voltage	V _{CE(sat)2}	—	1.5	2.0	V	PS=2.0 V, I _o =130 mA	3
Clamp diode forward voltage	V _F	—	5	—	V	I _F =330 mA	Upper
			—	1.5	—	V	
Delay time	t _{PLH}	—	1.0	5	μs	I _o =330 mA	
Delay time	t _{PHL}	—	1.0	5	μs	I _o =330 mA	

- Notes: 1. Sum of Vs1(φ1) and Vs1(φ2) current
 2. Sum of Vs2(φ1) and Vs2(φ2) current
 3. Sum of upper and lower saturation voltages



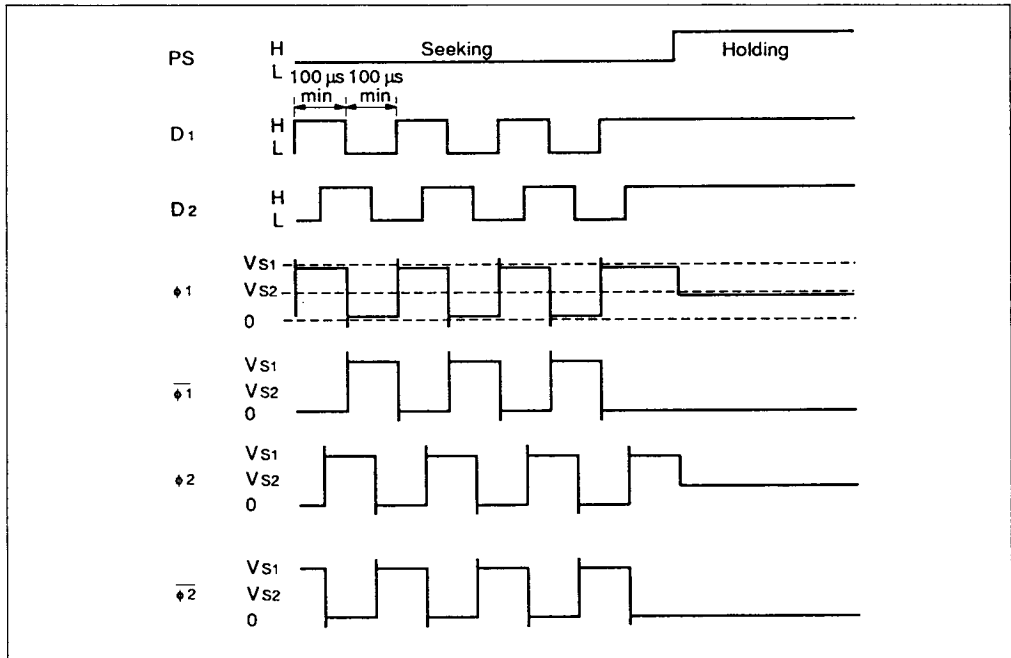


Figure 1 Timing Waveform

Application

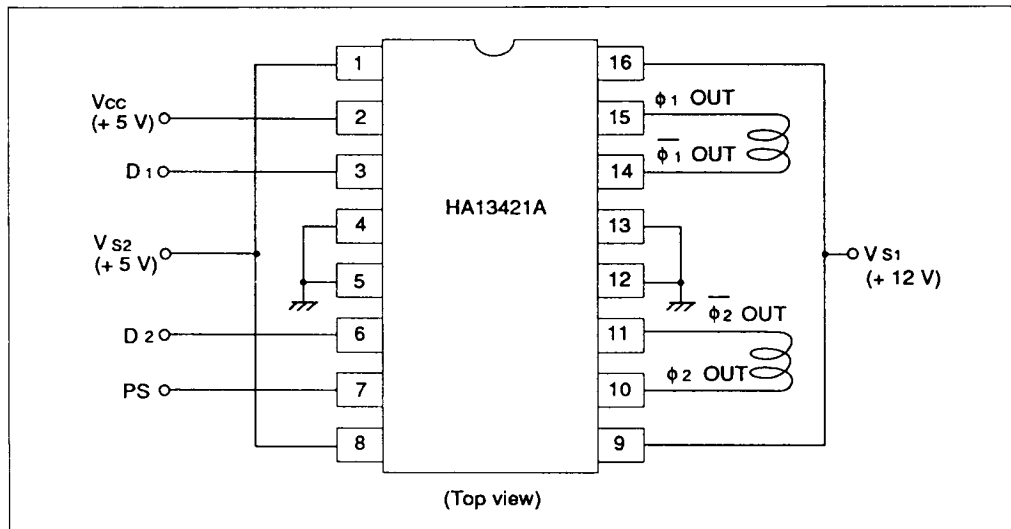


Figure 2 2-Phase Bipolar Stepping Motor Drive Circuit





LittleDiode supplies new, hard to find or obsolete electronic components and semiconductors all over the world.

With over two million different components listed you are sure to find the part you need.

Feel free to visit us today at our online store:

LittleDiode.com

Looking forward to providing you with the best possible service.