

GENERAL PURPOSE APPLICATION.
SWITCHING APPLICATION.

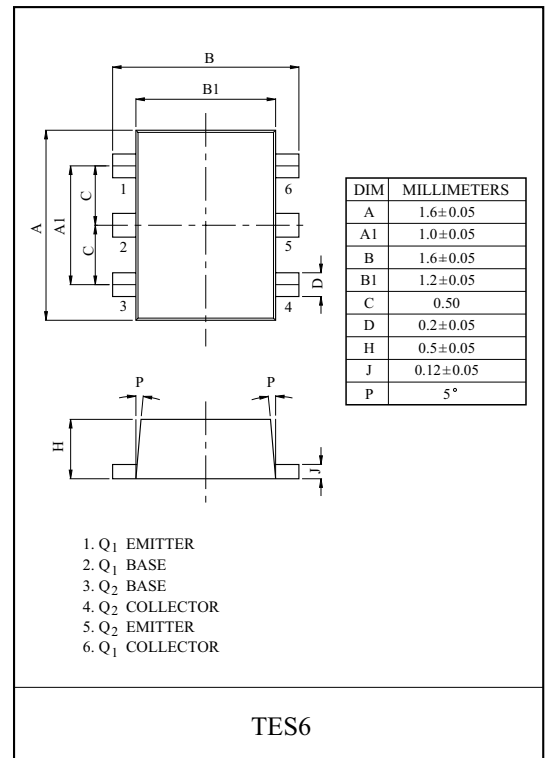
FEATURES

- Low Leakage Current
: $I_{CEX} = -50\text{nA}(\text{Max.})$, $I_{BL} = -50\text{nA}(\text{Max.})$
@ $V_{CE} = -30\text{V}$, $V_{EB} = -3\text{V}$.
- Excellent DC Current Gain Linearity.
- Low Saturation Voltage
: $V_{CE(\text{sat})} = -0.4\text{V}(\text{Max.})$ @ $I_C = -50\text{mA}$, $I_B = -5\text{mA}$.
- Low Collector Output Capacitance
: $C_{ob} = 4.5\text{pF}(\text{Max.})$ @ $V_{CB} = 5\text{V}$.

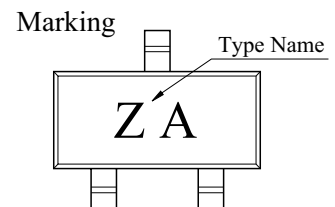
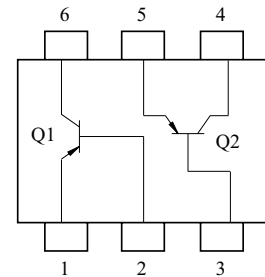
MAXIMUM RATING (Ta=25 °C)

CHARACTERISTIC	SYMBOL	RATING	UNIT
Collector-Base Voltage	V_{CBO}	-40	V
Collector-Emitter Voltage	V_{CEO}	-40	V
Emitter-Base Voltage	V_{EBO}	-5	V
Collector Current	I_C	-200	mA
Base Current	I_B	-50	mA
Collector Power Dissipation	P_C	200	mW
Junction Temperature	T_j	150	°C
Storage Temperature Range	T_{stg}	-55 ~ 150	°C

* Total Rating



EQUIVALENT CIRCUIT (TOP VIEW)



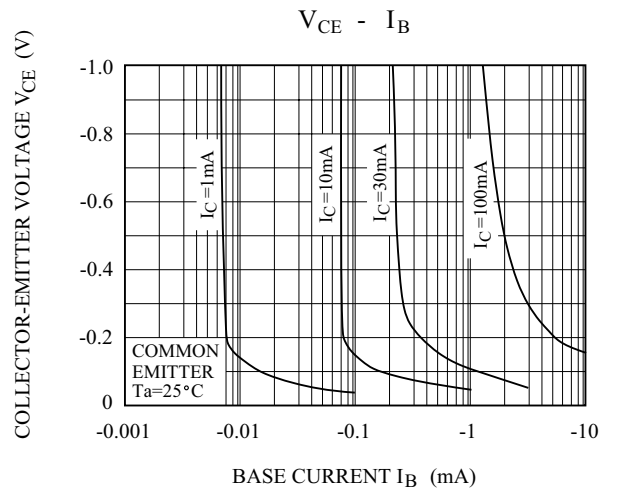
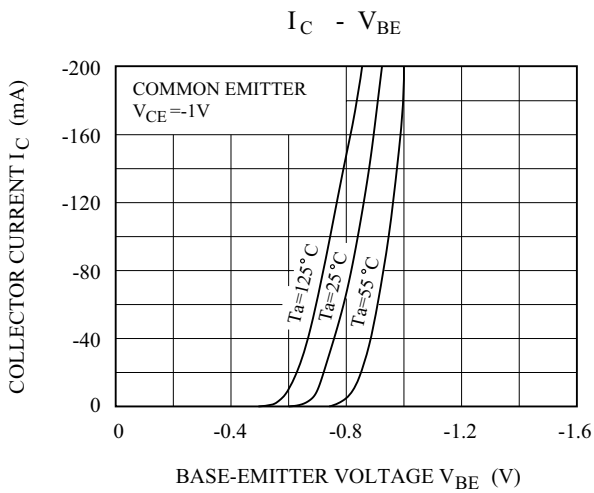
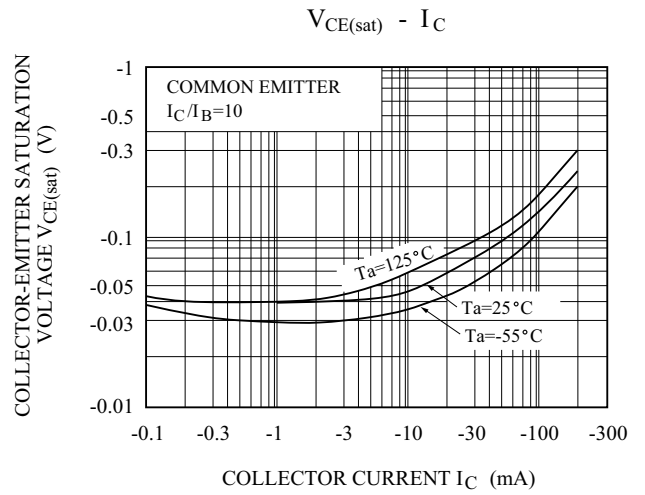
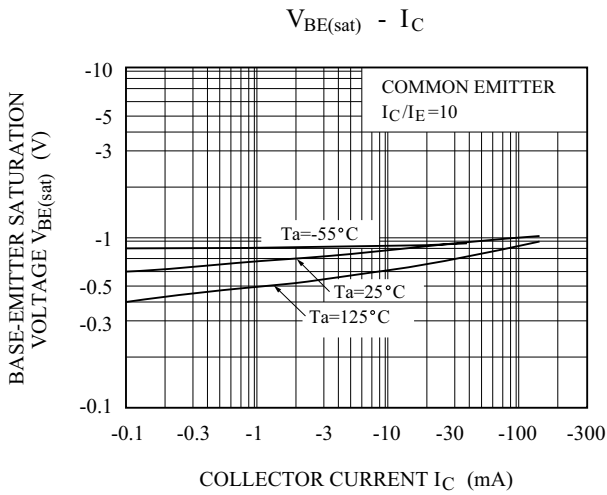
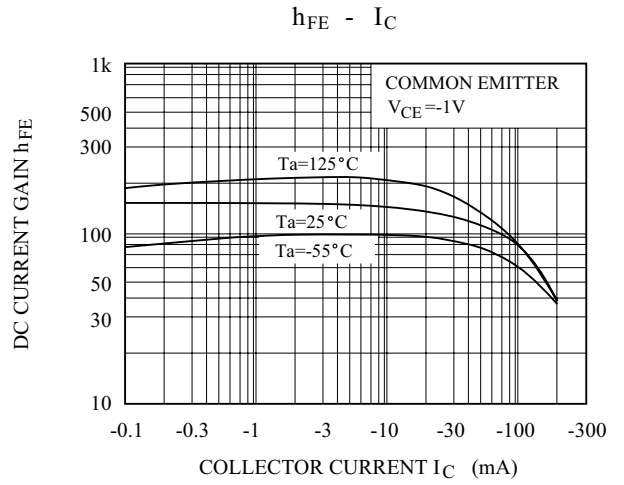
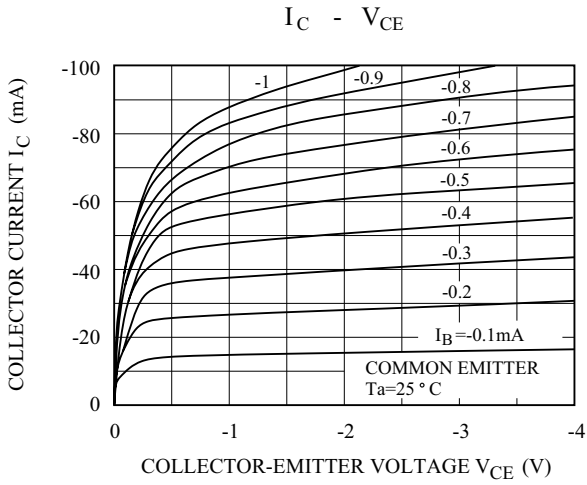
2N2906E

ELECTRICAL CHARACTERISTICS (Ta=25 °C)

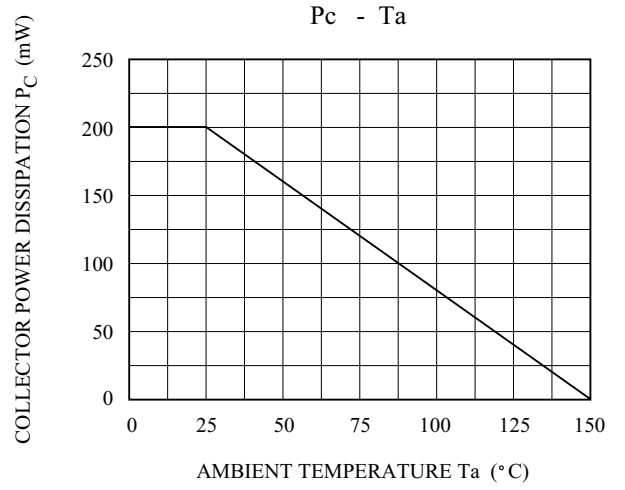
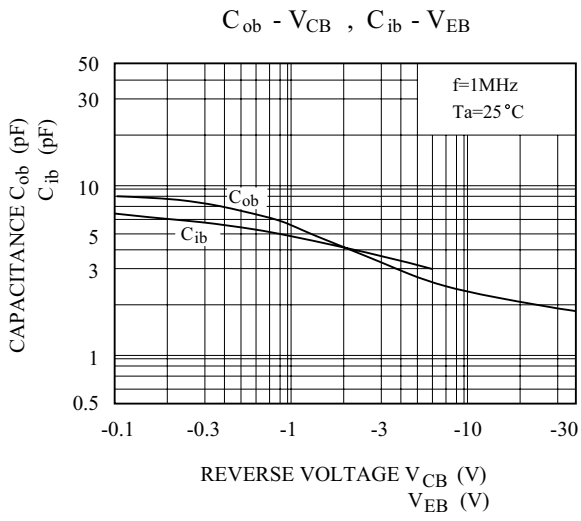
CHARACTERISTIC	SYMBOL	TEST CONDITION	MIN.	TYP.	MAX.	UNIT		
Collector Cut-off Current	I_{CEX}	$V_{CE}=-30V, V_{EB}=-3V$	-	-	-50	nA		
Base Cut-off Current	I_{BL}	$V_{CE}=-30V, V_{EB}=-3V$	-	-	-50	nA		
Collector-Base Breakdown Voltage	$V_{(BR)CBO}$	$I_C=-10\mu A, I_E=0$	-40	-	-	V		
Collector-Emitter Breakdown Voltage *	$V_{(BR)CEO}$	$I_C=-1mA, I_B=0$	-40	-	-	V		
Emitter-Base Breakdown Voltage	$V_{(BR)EBO}$	$I_E=-10\mu A, I_C=0$	-5.0	-	-	V		
DC Current Gain *	$h_{FE(1)}$	$V_{CE}=-1V, I_C=-0.1mA$	60	-	-			
	$h_{FE(2)}$	$V_{CE}=-1V, I_C=-1mA$	80	-	-			
	$h_{FE(3)}$	$V_{CE}=-1V, I_C=-10mA$	100	-	300			
	$h_{FE(4)}$	$V_{CE}=-1V, I_C=-50mA$	60	-	-			
	$h_{FE(5)}$	$V_{CE}=-1V, I_C=-100mA$	30	-	-			
Collector-Emitter Saturation Voltage *	$V_{CE(sat)1}$	$I_C=-10mA, I_B=-1mA$	-	-	-0.25	V		
	$V_{CE(sat)2}$	$I_C=-50mA, I_B=-5mA$	-	-	-0.4			
Base-Emitter Saturation Voltage *	$V_{BE(sat)1}$	$I_C=-10mA, I_B=-1mA$	-0.65	-	-0.85	V		
	$V_{BE(sat)2}$	$I_C=-50mA, I_B=-5mA$	-	-	-0.95			
Transition Frequency	f_T	$V_{CE}=-20V, I_C=-10mA, f=100MHz$	250	-	-	MHz		
Collector Output Capacitance	C_{ob}	$V_{CB}=-5V, I_E=0, f=1MHz$	-	-	4.5	pF		
Input Capacitance	C_{ib}	$V_{BE}=-0.5V, I_C=0, f=1MHz$	-	-	10	pF		
Input Impedance	h_{ie}	$V_{CE}=-10V, I_C=-1mA, f=1kHz$	2.0	-	12	k Ω		
Voltage Feedback Ratio	h_{re}		1.0	-	10	x10 ⁻⁴		
Small-Signal Current Gain	h_{fe}		100	-	400			
Collector Output Admittance	h_{oe}		3.0	-	60	μS		
Noise Figure	NF		$V_{CE}=-5V, I_C=-0.1mA,$ $R_g=1k\Omega, f=10Hz \sim 15.7kHz$	-	-	4.0	dB	
Switching Time	Delay Time	t_d			-	-	35	nS
	Rise Time	t_r			-	-	35	
	Storage Time	t_{stg}			-	-	225	
	Fall Time	t_f			-	-	75	

* Pulse Test : Pulse Width $\leq 300\mu s$, Duty Cycle $\leq 2\%$.

2N2906E



2N2906E





LittleDiode supplies new, hard to find or obsolete electronic components and semiconductors all over the world.

With over two million different components listed you are sure to find the part you need.

Feel free to visit us today at our online store:

LittleDiode.com

Looking forward to providing you with the best possible service.