

GENERAL PURPOSE APPLICATION.  
SWITCHING APPLICATION.

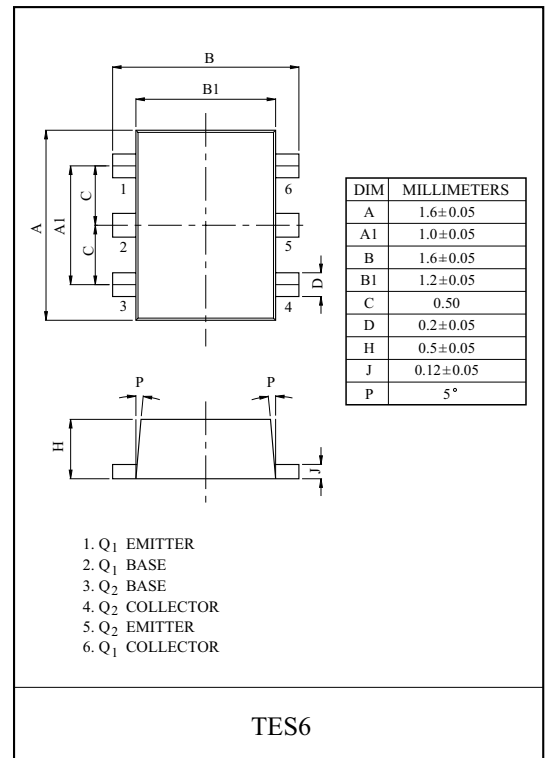
#### FEATURES

- Low Leakage Current  
:  $I_{CEX}=50nA(\text{Max.}), I_{BL}=50nA(\text{Max.})$   
@  $V_{CE}=30V, V_{EB}=3V$ .
- Excellent DC Current Gain Linearity.
- Low Saturation Voltage  
:  $V_{CE(\text{sat})}=0.3V(\text{Max.})$  @  $I_C=50mA, I_B=5mA$ .
- Low Collector Output Capacitance  
:  $C_{ob}=4pF(\text{Max.})$  @  $V_{CB}=5V$ .

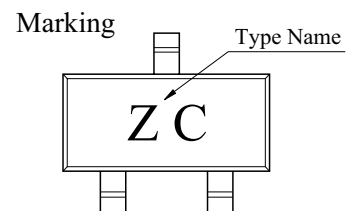
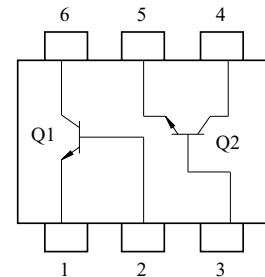
#### MAXIMUM RATING (Ta=25 °C)

CHARACTERISTIC	SYMBOL	RATING	UNIT
Collector-Base Voltage	$V_{CBO}$	60	V
Collector-Emitter Voltage	$V_{CEO}$	40	V
Emitter-Base Voltage	$V_{EBO}$	6	V
Collector Current	$I_C$	200	mA
Base Current	$I_B$	50	mA
Collector Power Dissipation	$P_C^*$	200	mW
Junction Temperature	$T_j$	150	°C
Storage Temperature Range	$T_{stg}$	-55 ~ 150	°C

\* Total Rating



#### EQUIVALENT CIRCUIT (TOP VIEW)



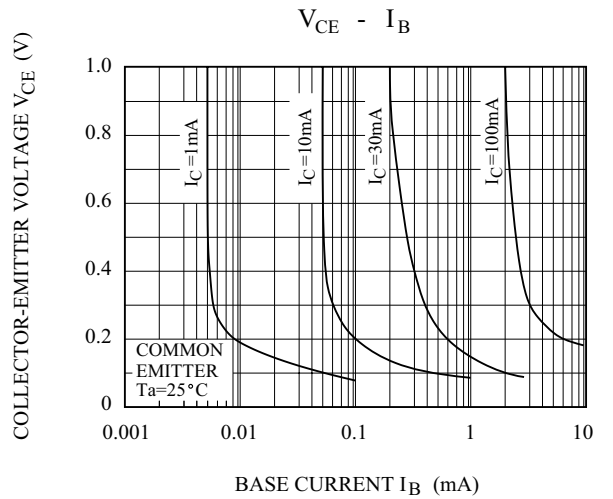
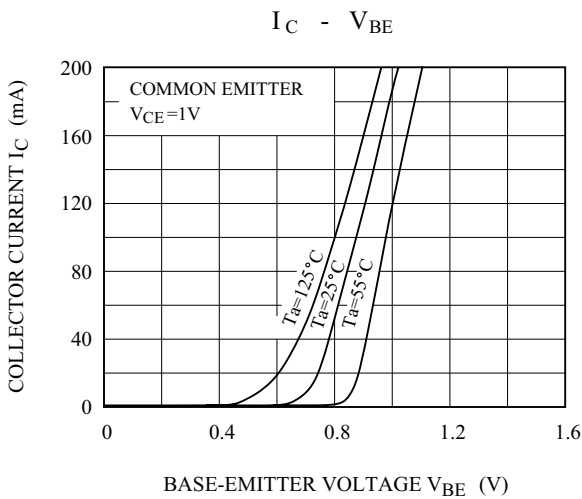
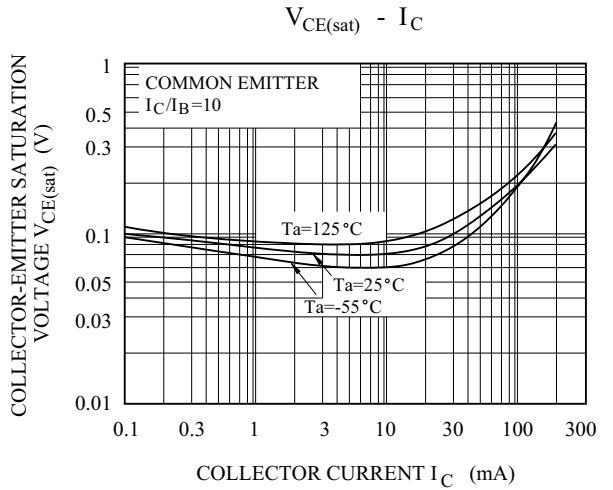
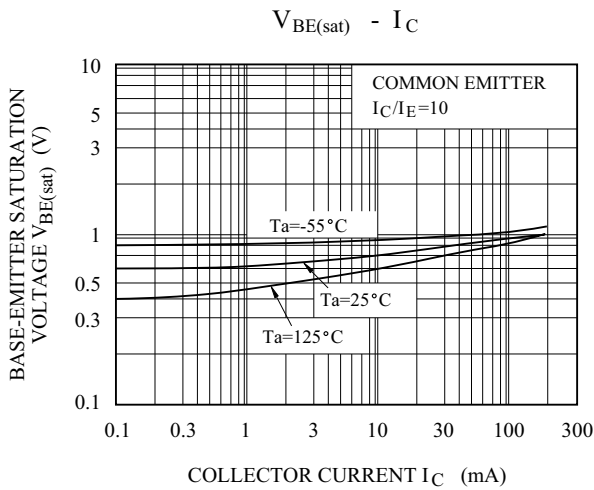
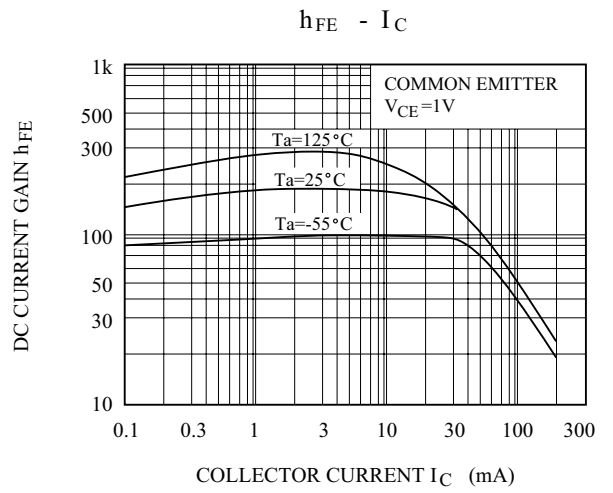
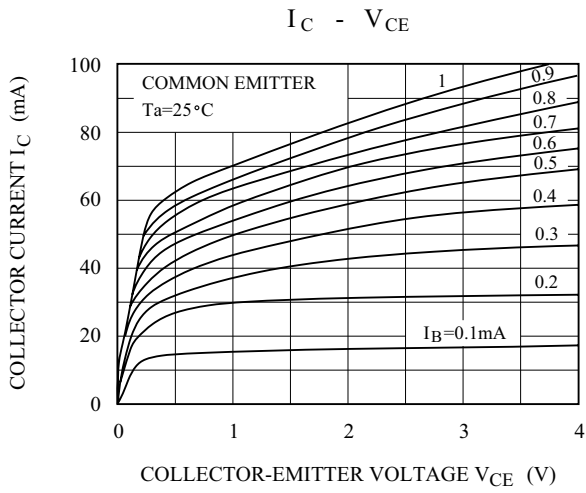
# 2N2904E

## ELECTRICAL CHARACTERISTICS (Ta=25 °C)

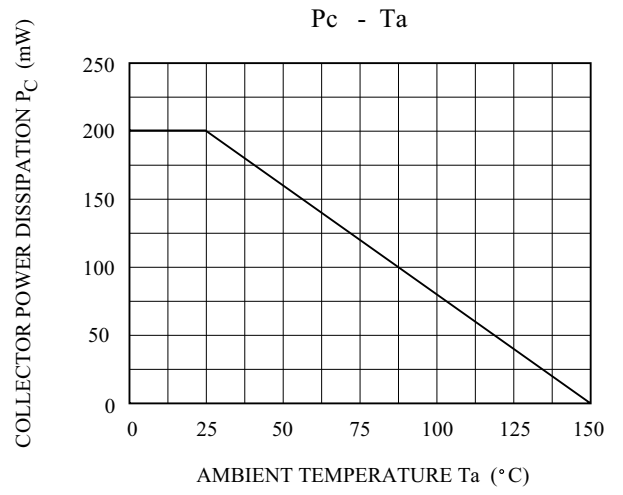
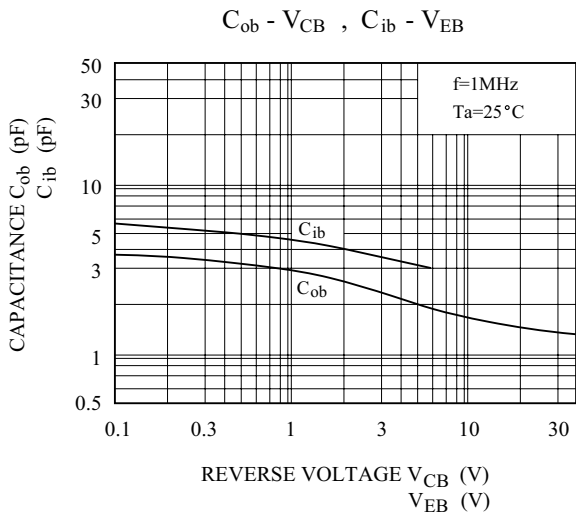
CHARACTERISTIC		SYMBOL	TEST CONDITION	MIN.	TYP.	MAX.	UNIT
Collector Cut-off Current		$I_{CEX}$	$V_{CE}=30V, V_{EB}=3V$	-	-	50	nA
Base Cut-off Current		$I_{BL}$	$V_{CE}=30V, V_{EB}=3V$	-	-	50	nA
Collector-Base Breakdown Voltage		$V_{(BR)CBO}$	$I_C=10\mu A, I_E=0$	60	-	-	V
Collector-Emitter Breakdown Voltage *		$V_{(BR)CEO}$	$I_C=1mA, I_B=0$	40	-	-	V
Emitter-Base Breakdown Voltage		$V_{(BR)EBO}$	$I_E=10\mu A, I_C=0$	6.0	-	-	V
DC Current Gain	*	$h_{FE}(1)$	$V_{CE}=1V, I_C=0.1mA$	40	-	-	
		$h_{FE}(2)$	$V_{CE}=1V, I_C=1mA$	70	-	-	
		$h_{FE}(3)$	$V_{CE}=1V, I_C=10mA$	100	-	300	
		$h_{FE}(4)$	$V_{CE}=1V, I_C=50mA$	60	-	-	
		$h_{FE}(5)$	$V_{CE}=1V, I_C=100mA$	30	-	-	
Collector-Emitter Saturation Voltage *	*	$V_{CE(sat)1}$	$I_C=10mA, I_B=1mA$	-	-	0.2	V
		$V_{CE(sat)2}$	$I_C=50mA, I_B=5mA$	-	-	0.3	
Base-Emitter Saturation Voltage *	*	$V_{BE(sat)1}$	$I_C=10mA, I_B=1mA$	0.65	-	0.85	V
		$V_{BE(sat)2}$	$I_C=50mA, I_B=5mA$	-	-	0.95	
Transition Frequency		$f_T$	$V_{CE}=20V, I_C=10mA, f=100MHz$	300	-	-	MHz
Collector Output Capacitance		$C_{ob}$	$V_{CB}=5V, I_E=0, f=1MHz$	-	-	4.0	pF
Input Capacitance		$C_{ib}$	$V_{BE}=0.5V, I_C=0, f=1MHz$	-	-	8.0	pF
Input Impedance		$h_{ie}$	$V_{CE}=10V, I_C=1mA, f=1kHz$	1.0	-	10	k $\Omega$
Voltage Feedback Ratio		$h_{re}$		0.5	-	8.0	$\times 10^{-4}$
Small-Signal Current Gain		$h_{fe}$		100	-	400	
Collector Output Admittance		$h_{oe}$		1.0	-	40	$\mu S$
Noise Figure		NF		$V_{CE}=5V, I_C=0.1mA, R_g=1k\Omega, f=10Hz \sim 15.7kHz$	-	-	5.0
Switching Time	Delay Time	$t_d$		-	-	35	nS
	Rise Time	$t_r$		-	-	35	
	Storage Time	$t_{stg}$		-	-	200	
	Fall Time	$t_f$		-	-	50	

\* Pulse Test : Pulse Width  $\leq 300\mu s$ , Duty Cycle  $\leq 2\%$ .

# 2N2904E



# 2N2904E





LittleDiode supplies new, hard to find or obsolete electronic components and semiconductors all over the world.

With over two million different components listed you are sure to find the part you need.

Feel free to visit us today at our online store:

[LittleDiode.com](http://LittleDiode.com)

Looking forward to providing you with the best possible service.