



No.1345

STK7551

Thick Film Hybrid Integrated Circuit
CHOPPER + CHOPPER
PARALLEL 2-CHANNEL VOLTAGE REGULATOR

Applications

- * Voltage regulators for floppy disk equipment, office automation equipment, portable VTR, etc.

Features

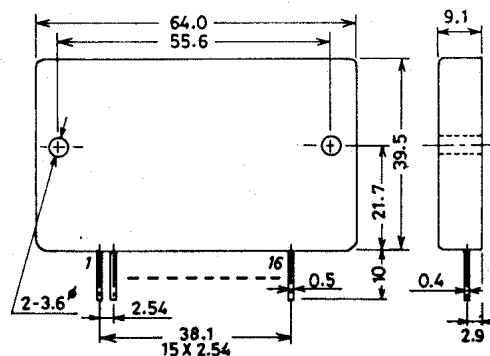
- * Good efficiency due to chopper type
- * Built-in overcurrent protector (Fold-back characteristics)
- * Capable of cutting off output 1 according to external signal

Maximum Ratings at Ta=25°C

		[Output 1]	[Output 2]	unit
Maximum Output Current	I _o max	3.5	2.5	A
Maximum DC Input Voltage	V _{in} (DC)max	45		V
Thermal Resistance	θ _{j-c}	3.8		°C/W
Operating Case Temperature	T _c	105		°C
Junction Temperature	T _j	150		°C
Storage Temperature	T _{stg}	-30 to +150		°C

**Operating Characteristics at Ta=25°C, V_{in}(DC)=25V, at specified test circuit
 (based on Sample Application Circuit)**

		[Output 1]	[Output 2]	unit
Output Voltage Setting	I _o =1A	12.0±0.2	5.0±0.12	V
Ripple Rejection	I _o =1A	100	50	mVp-pmax
Input Regulation	V _{in} (DC)=25±5V, I _o =1A	20	20	mV/Vmax
Load Regulation	I _o =20% to 2.5A	50	80	mV/Amax
Operating Frequency		35	35	kHz
Efficiency	Output 1:12V,1.5A	70	70	%
	Output 2:5V,2.5A			
Overcurrent Trip Start Current		Operates at total current 6A of output 1, 2.		
Cutoff Characteristic	I _o =1A	1V or less:Cutoff		
		3V or less:Output ON		
Temperature Coefficient	I _o =1A	0.01	-0.07	%/°C

**Case Outline 4046
 (unit:mm)**


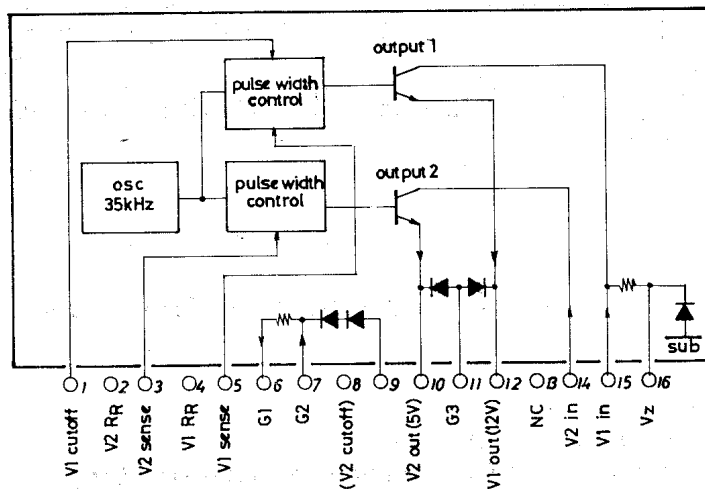
Information furnished by SANYO is believed to be accurate and reliable. However, no responsibility is assumed by SANYO for its use; nor for any infringements of patents or other rights of third parties which may result from its use, and no license is granted by implication or otherwise under any patent or patent rights of SANYO.

These specifications are subject to change without notice.

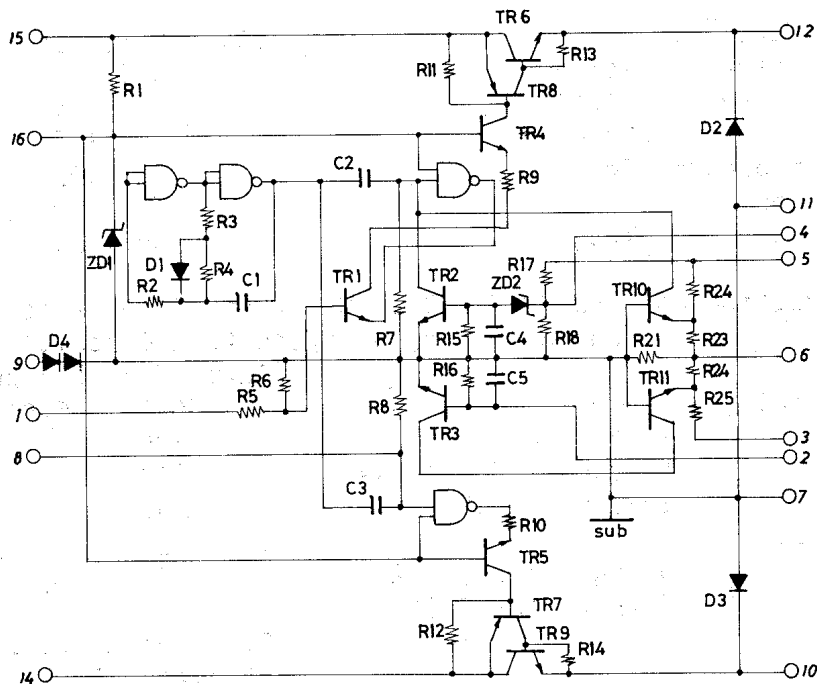
TOKYO SANYO ELECTRIC CO., LTD. SEMICONDUCTOR DIVISION
 15-13, 6-CHOME, SOTOKANDA, CHIYODA-KU, TOKYO 101 JAPAN

6203KI, TS No.1345-1/3

Pin Assignment and Internal Function Circuit



Internal Equivalent Circuit



Sample Application Circuit

