



Microsemi Corp.
The diode experts

SCOTTSDALE, AZ
For more information call:
(602) 941-6300

**1N759A, -1
and
1N4370 thru
1N4372A, -1
DO-35**

1% and 2% VERSIONS
"C" and "D" AVAILABLE

FEATURES

- ZENER VOLTAGE 2.4V to 12.0V
- AVAILABLE IN JAN, JANTX AND JANTXV-1 QUALIFICATIONS TO MIL-S-19500/127. DIE ALSO AVAILABLE AS JANHC FOR HYBRIDS.
- METALLURGICALLY BONDED DEVICE TYPES

MAXIMUM RATINGS

Junction and Storage Temperatures: -65°C to +175°C
DC Power Dissipation: 500 mW
Power Derating: 4.0 mW/°C above 50°C
Forward Voltage @ 200 mA: 1.5 Volts

*** ELECTRICAL CHARACTERISTICS @ 25°C**

JEDEC TYPE NO. (NOTE 1)	NOMINAL ZENER VOLTAGE V_Z @ I_{ZT} (NOTE 2)	ZENER TEST CURRENT I_{ZT}	MAXIMUM ZENER IMPEDANCE Z_Z @ I_{ZT} (NOTE 3)	MAXIMUM REVERSE CURRENT @ $V_R = 1$ VOLT		MAXIMUM ZENER CURRENT I_{ZM} (NOTE 4)	TYPICAL TEMP COEFF. OF ZENER VOLTAGE (α_{VZ})
				@ 25°C	@ +150°C		
				μA	μA		
1N4370	2.4	20	30	100	200	150	-085
1N4371	2.7	20	30	75	150	135	-058
1N4372	3.0	20	29	50	100	120	-075
1N746	3.3	20	28	10	30	110	-066
1N747	3.6	20	24	10	30	100	-058
1N748	3.9	20	23	10	30	95	-046
1N749	4.3	20	22	2	30	85	-033
1N750	4.7	20	19	2	30	75	-015
1N751	5.1	20	17	1	20	70	± 010
1N752	5.6	20	11	1	20	65	+030
1N753	6.2	20	7	.1	20	60	+049
1N754	6.8	20	5	.1	20	55	+053
1N755	7.5	20	6	.1	20	50	+057
1N756	8.2	20	8	.1	20	45	+060
1N757	9.1	20	10	.1	20	40	+061
1N758	10.0	20	17	.1	20	35	+062
1N759	12.0	20	30	.1	20	30	+062

JEDEC Registered Data

NOTE 1 Standard tolerance on JEDEC types shown is $\pm 10\%$. Suffix letter A denotes $\pm 5\%$ tolerance; suffix letter C denotes $\pm 2\%$; and suffix letter D denotes $\pm 1\%$ tolerance.

NOTE 2 Voltage measurements to be performed 20 sec. after application of D.C. test current.

NOTE 3 Zener impedance derived by superimposing on I_{ZT} , a 60 cps, rms ac current equal to 10% I_{ZT} (2 mA ac).

NOTE 4 Allowance has been made for the increase in V_Z due to Z_Z and for the increase in junction temperature as the unit approaches thermal equilibrium at the power dissipation of 400 mW.

**SILICON
500 mW
ZENER DIODES**

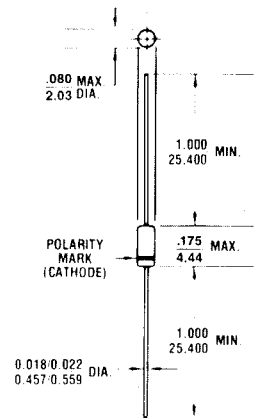


FIGURE 1

All dimensions in INCH
m.m.

MECHANICAL CHARACTERISTICS

CASE: Hermetically sealed glass case. DO-35.

FINISH: All external surfaces are corrosion resistant and leads solderable.

THERMAL RESISTANCE: 200°C/W (Typical) junction to lead at 0.375-inches from body. Metallurgically bonded DO-35's exhibit less than 100 °C/W at zero distance from body.

POLARITY: Diode to be operated with the banded end positive with respect to the opposite end.

WEIGHT: 0.2 grams.

MOUNTING POSITIONS: Any.

1N746 thru 1N759A, -1 DO-35
1N4370 thru 1N4372A, -1

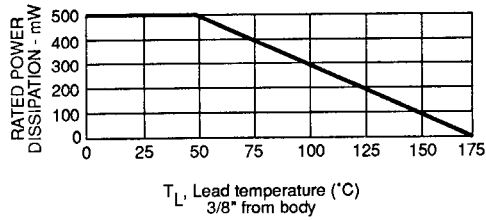


FIGURE 2 POWER DERATING CURVE

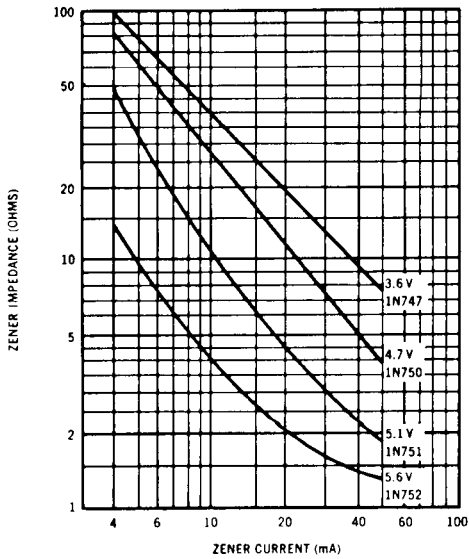


FIGURE 3

ZENER IMPEDANCE VS ZENER CURRENT
(TYPICAL)

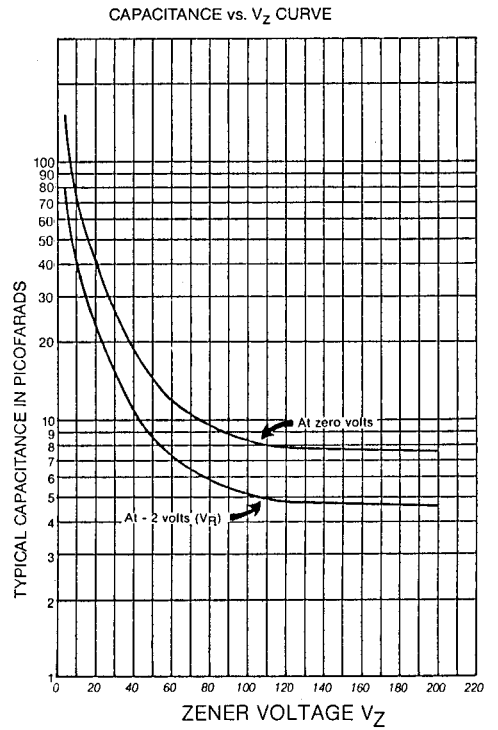


FIGURE 4

CAPACITANCE VS. ZENER VOLTAGE
(TYPICAL)

This datasheet has been downloaded from:

www.DatasheetCatalog.com

Datasheets for electronic components.



LittleDiode supplies new, hard to find or obsolete electronic components and semiconductors all over the world.

With over two million different components listed you are sure to find the part you need.

Feel free to visit us today at our online store:

LittleDiode.com

Looking forward to providing you with the best possible service.