

**1N6626 thru  
1N6631**  
ULTRA FAST RECTIFIERS

**Features**

- AXIAL AND SURFACE MOUNT CONFIGURATIONS
- HIGH VOLTAGE WITH ULTRA FAST RECOVERY TIME
- VERY LOW SWITCHING LOSS AT HIGH TEMPERATURE
- LOW CAPACITANCE
- METALLURGICALLY BONDED
- NON-CAVITY GLASS PACKAGE
- SURFACE MOUNT DIODES THERMALLY MATCHED FOR USE ON CERAMIC PRINTED WIRING BOARDS
- AXIAL AND SURFACE MOUNT AVAILABLE AS JANTX AND JANTXV PER MIL-S-19500/590

**Maximum Ratings @ 25°C**

TYPE NUMBER	REVERSE VOLTAGE	OPERATING CURRENT (Note 1)	OPERATING CURRENT (Note 3)	PEAK FORWARD SURGE CURRENT (Note 2)	R $\theta$ -JL L = .375"	R $\theta$ -JEC
1N6626 and US	200	4.0A	2.0A	75A	22°C/W	10°C/W
1N6627 and US	400	4.0A	2.0A	75A	22°C/W	10°C/W
1N6628 and US	600	4.0A	2.0A	75A	22°C/W	10°C/W
1N6629 and US	800	3.0A	1.4A	75A	22°C/W	10°C/W
1N6630 and US	900	3.0A	1.4A	75A	22°C/W	10°C/W
1N6631 and US	1000	2.5A	1.4A	60A	22°C/W	10°C/W

Operating Temperature: -65°C to +175°C.

Storage Temperature: -65°C to +200°C.

Note 1: TL = +75°C, L = .375 inch for axial parts. Derate linearly at 1.0% / °C for TL > +75°C. For surface mount devices, US suffix, these currents apply with a maximum end cap temperature of 110°C. Derate linearly at 1.5% / °C above 110°C.

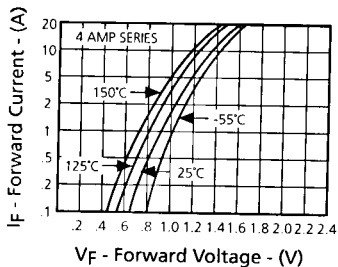
Note 2: Test pulse = 8.3ms, half sine wave.

Note 3: Independent of heatsinking.

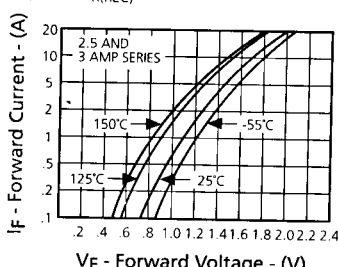
**Electrical Characteristics @ 25°C**

TYPE NUMBER	MINIMUM BREAK-DOWN VOLTAGE V <sub>R</sub> I <sub>R</sub> = 50µA	MAXIMUM FORWARD VOLTAGE V <sub>F</sub> @ I <sub>F</sub>		MAXIMUM D.C. REVERSE CURRENT I <sub>R</sub> @ V <sub>R</sub>		MAXIMUM REVERSE RECOVERY TIME t <sub>rr</sub> Note 1	MAXIMUM JUNCTION CAPACITANCE C <sub>J</sub> V <sub>R</sub> = 10V	PEAK RECOVERY CURRENT I <sub>RM</sub> (REC) I <sub>F</sub> = 2A, 100µs	FORWARD RECOVERY VOLTAGE V <sub>FRM</sub> Max. I <sub>F</sub> = 0.5A tr = 12ns
		V @ A	V @ A	µA @ 25°C	µA @ 150°C				
1N6626 and US	220	1.35V @ 1.2A	1.50V @ 4.0A	2.0	500	30	40	3.5	8
1N6627 and US	440	1.35V @ 1.2A	1.50V @ 4.0A	2.0	500	30	40	3.5	8
1N6628 and US	660	1.35V @ 1.2A	1.50V @ 4.0A	2.0	500	30	40	3.5	8
1N6629 and US	880	1.40V @ 1.0A	1.70V @ 3.0A	2.0	500	50	40	4.2	12
1N6630 and US	990	1.40V @ 1.0A	1.70V @ 3.0A	2.0	500	50	40	4.2	12
1N6631 and US	1100	1.60V @ 1.0A	1.95V @ 2.5A	4.0	600	60	40	5.0	20

NOTE 1: Reverse Recovery Time Test Conditions: I<sub>F</sub> = 0.5A, I<sub>RM</sub> = 1.0A, I<sub>R</sub>(REC) = 0.25A.



**FIGURE 2**  
Typical Forward Current vs Forward Voltage



**FIGURE 3**  
Typical Forward Current vs Forward Voltage

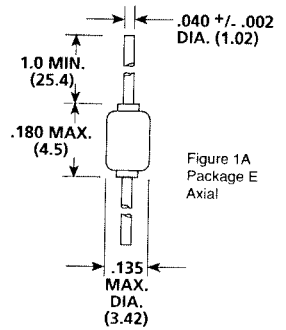
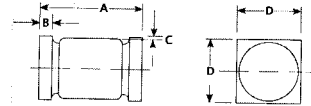


Figure 1A  
Package E  
Axial

**1N6626US thru  
1N6631US**



	Inch		mm	
	MIN.	MAX.	MIN.	MAX.
A	.205	.225	5.080	5.350
B	.019	.028	0.483	0.711
C	.003	—	0.076	—
D	.137	.142	3.480	3.759

Figure 1B  
Package E  
Surface Mount

**Mechanical Characteristics**

**AXIAL LEADED DEVICES**

**CASE:** Voidless Hermetically Sealed Hard Glass.

**LEAD MATERIAL:** Solder Dipped Copper.

**MARKING:** Body Painted, Alpha Numeric.

**POLARITY:** Cathode Band.

**SURFACE MOUNT DEVICES**

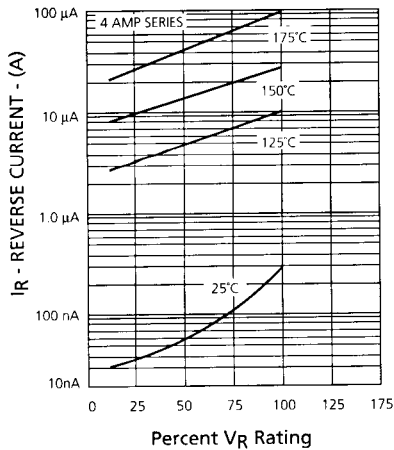
**CASE:** Voidless Hermetically Sealed Hard Glass.

**END CAP MATERIAL:** Solid Silver.

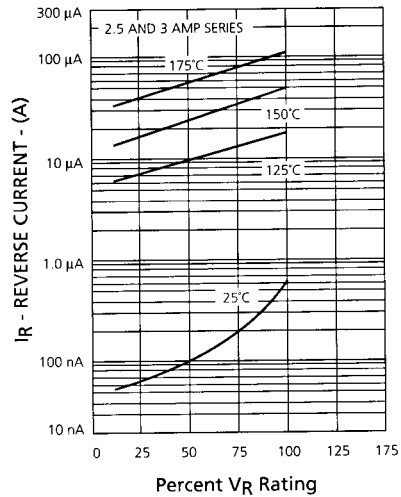
**END CAP CONFIGURATION:** Square.

**POLARITY:** Cathode Dot on End Cap.

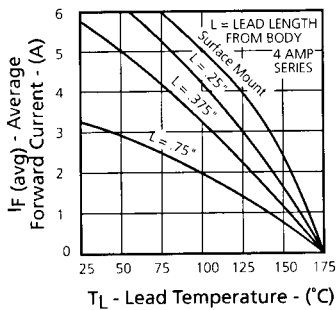
# 1N6626 thru 1N6631 AXIAL LEADED 1N6626US thru 1N6631US SURFACE MOUNT



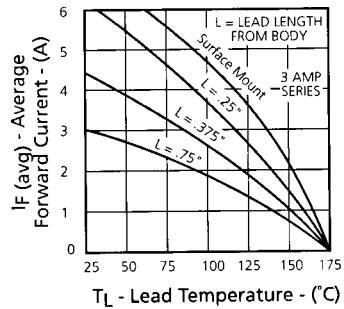
**FIGURE 4**  
Typical Reverse Current vs Applied Reverse Voltage



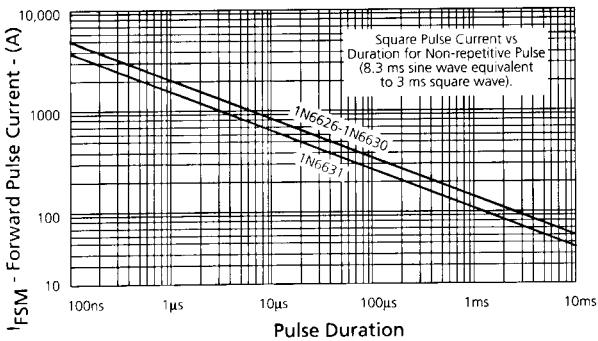
**FIGURE 5**  
Typical Reverse Current vs Applied Reverse Voltage



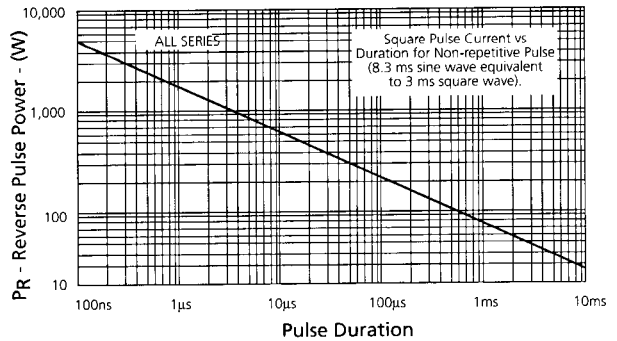
**FIGURE 6**  
Average Forward Current vs Lead Temperature (50% Duty Cycle, Square Wave)



**FIGURE 7**  
Average Forward Current vs Lead Temperature (50% Duty Cycle, Square Wave)



**FIGURE 8**  
Forward Pulse Current vs Pulse Duration



**FIGURE 9**  
Reverse Pulse Power vs Pulse Duration

This datasheet has been downloaded from:

[www.DatasheetCatalog.com](http://www.DatasheetCatalog.com)

Datasheets for electronic components.



LittleDiode supplies new, hard to find or obsolete electronic components and semiconductors all over the world.

With over two million different components listed you are sure to find the part you need.

Feel free to visit us today at our online store:

[LittleDiode.com](http://LittleDiode.com)

Looking forward to providing you with the best possible service.