


DESCRIPTION

These low capacitance diode arrays are multiple, discrete, isolated junctions fabricated by a planar process and mounted in a 10-PIN package for use as steering diodes protecting up to eight I/O ports from ESD, EFT, or surge by directing them to the positive side of the power supply line and to ground (see figure 1). An external TVS diode may be added between the positive supply line and ground to prevent overvoltage on the supply rail. They may also be used in fast switching core-driver applications. This includes computers and peripheral equipment such as magnetic cores, thin-film memories, plated-wire memories, etc., as well as decoding or encoding applications. These arrays offer many advantages of integrated circuits such as high-density packaging and improved reliability. This is a result of fewer pick and place operations, smaller footprint, smaller weight, and elimination of various discrete packages that may not be as user friendly in PC board mounting.

IMPORTANT: For the most current data, consult MICROSEMI's website: <http://www.microsemi.com>

APPEARANCE



10-PIN Ceramic Flat Pack

FEATURES

- Hermetic Ceramic Package
- Isolated Diodes To Eliminate Cross-Talk Voltages
- High Breakdown Voltage $V_{BR} > 60$ V at 10 μ A
- Low Leakage $I_R < 100$ nA at 40 V
- Low Capacitance $C < 8.0$ pF
- Options for screening in accordance with MIL-PRF-19500/474 for JAN, JANTX, JANTXV, and JANS are available by adding MQ, MX, MV, or MSP prefixes respectively to part numbers. For example, designate MX1N5772 for a JANTX screen.

APPLICATIONS / BENEFITS

- High Frequency Data Lines
- RS-232 & RS-422 Interface Networks
- Ethernet: 10 Base T
- Computer I/O Ports
- LAN
- Switching Core Drivers
- IEC 61000-4 Compatible (see circuit in figure 1)
 - 61000-4-2 ESD : Air 15kV, contact 8kW
 - 61000-4-4 (EFT) : 40A – 5/50 ns
 - 61000-4-5 (surge): 12A 8/20 μ s

MAXIMUM RATINGS

- Reverse Breakdown Voltage of 60 Vdc (Note 1 & 2)
- Continuous Forward Current of 300 mA dc (Note 1 & 3)
- Peak Surge Current ($t_p=1/120$ s) of 500 mA dc (Note 1)
- 400 mW Power Dissipation per Junction @ 25°C
- 500 mW Power Dissipation per Package @ 25°C (Note 4)
- Operating Junction Temperature range –65 to +150°C
- Storage Temperature range of –65 to +200°C

NOTE 1: Each Diode

NOTE 2: Pulsed: $P_W = 100$ ms max; duty cycle $\leq 20\%$

NOTE 3: Derate at 2.4 mA/°C above +25°C

NOTE 4: Derate at 4.0 mW/°C above +25°C

MECHANICAL AND PACKAGING

- 10-PIN Ceramic Flat Pack
- Weight 0.25 grams (approximate)
- Marking: Logo, part number, date code and dot identifying pin #1
- Carrier Tubes; 19 pcs (standard)

ELECTRICAL CHARACTERISTICS (Per Diode) @ 25°C unless otherwise specified

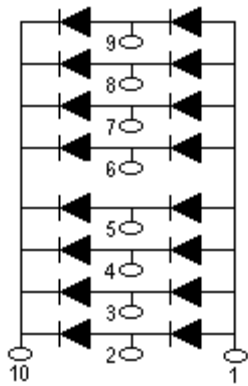
PART NUMBER	FORWARD VOLTAGE V_{F1} $I_F = 100$ mA (Note 1)	FORWARD VOLTAGE V_{F2} $I_F = 500$ mA (Note 1)	REVERSE CURRENT I_{R1} $V_R = 40$ V	CAPACITANCE (PIN TO PIN) C_t $V_R = 0$ V $F = 1$ MHz	FORWARD RECOVERY TIME t_{fr} $I_F = 500$ mA	REVERSE RECOVERY TIME t_{rr} $I_F = I_R = 200$ mA $i_{rr} = 20$ mA $R_L = 100$ ohms
	Vdc	Vdc	mAdc	pF	ns	ns
1N5772	1	1.5	0.1	8.0	40	20

NOTE 1: Pulsed: $P_W = 300$ μ s +/- 50 μ s, duty cycle $\leq 2\%$, 90 μ s after leading edge.

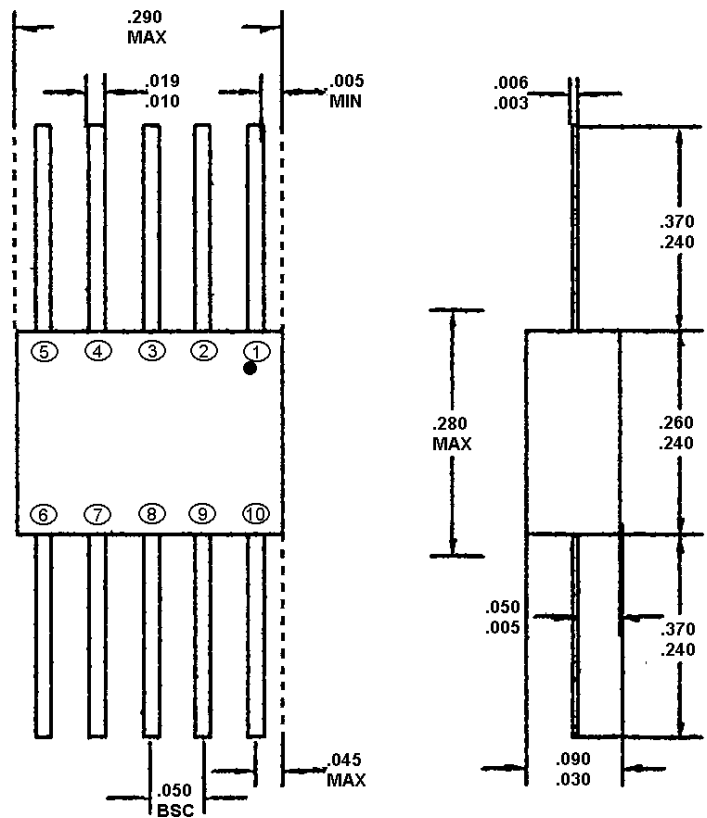
SYMBOLS & DEFINITIONS

Symbol	DEFINITION
V_{BR}	Minimum Breakdown Voltage: The minimum voltage the device will exhibit at a specified current.
V_F	Maximum Forward Voltage: The maximum forward voltage the device will exhibit at a specified current.
I_R	Maximum Leakage Current: The maximum leakage current that will flow at the specified voltage and temperature.
C_t	Capacitance: The capacitance of the TVS as defined @ 0 volts at a frequency of 1 MHz and stated in picofarads.

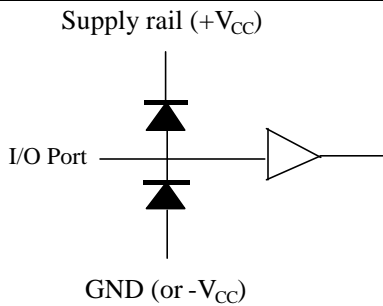
SCHEMATIC



PACKAGE DIMENSIONS



CIRCUIT



Steering Diode Application

FIGURE 1



LittleDiode supplies new, hard to find or obsolete electronic components and semiconductors all over the world.

With over two million different components listed you are sure to find the part you need.

Feel free to visit us today at our online store:

LittleDiode.com

Looking forward to providing you with the best possible service.