



**Microsemi Corp.**  
*the diode experts*

SCOTTSDALE, AZ  
 For more information call:  
 (602) 941-6300

**1N5221  
 thru  
 1N5281  
 DO-7**

**FEATURES**

- 2.4 THRU 200 VOLTS
- COMPACT PACKAGE

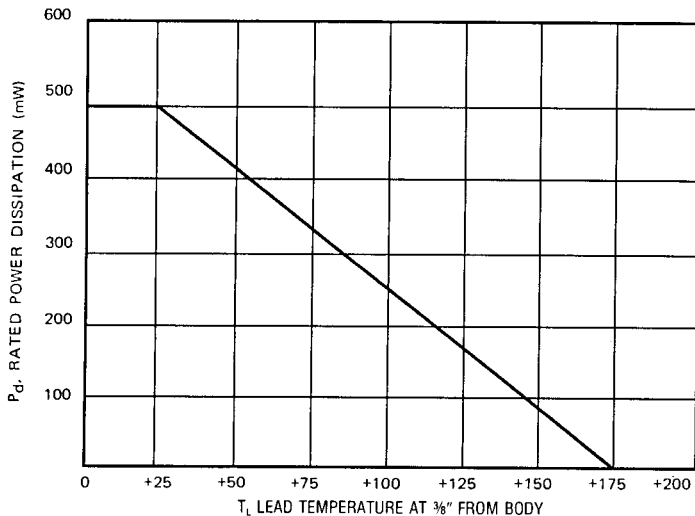
**MAXIMUM RATINGS**

Operating and Storage Temperature:  $-65^{\circ}\text{C}$  to  $+200^{\circ}\text{C}$   
 DC Power Dissipation: 500 mW  
 Power Derating: 3.33 mW/ $^{\circ}\text{C}$  above  $25^{\circ}\text{C}$   
 Forward Voltage @ 200 mA: 1.1 Volts

**ELECTRICAL CHARACTERISTICS**

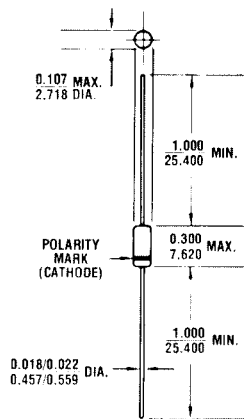
See following page for table of parameter values. (Fig. 3)

Table as shown on following page (Fig. 3) lists JEDEC type numbers, which indicate a tolerance of  $\pm 20\%$  with guaranteed limits on only  $V_Z$ ,  $I_r$ , and  $V_f$ . Devices with guaranteed limits on all six parameters are indicated by suffix **A** for  $\pm 10\%$  tolerance and suffix **B** for  $\pm 5\%$  tolerance. Also available with suffix **C** or **D** which indicates 2% and 1% tolerance respectively.



**FIGURE 2**  
 POWER DERATING CURVE

**SILICON  
 500 mW  
 ZENER DIODES**



**FIGURE 1**  
 All dimensions in INCH / m.m.

**MECHANICAL CHARACTERISTICS**

**CASE:** Hermetically sealed glass case, DO-7.

**FINISH:** All external surfaces are corrosion resistant and leads solderable.

**THERMAL RESISTANCE:** 300 $^{\circ}\text{C}/\text{W}$  (Typical) junction to lead at 0.375-inches from body.

**POLARITY:** Diode to be operated with the banded end positive with respect to the opposite end.

# 1N5221 thru 1N5281 DO-7

\*ELECTRICAL CHARACTERISTICS @ 25°C

JEDEC Type No. Note 1	Nominal Zener Voltage $V_Z$ @ $I_{ZT}$ Volts	Test Current $I_{ZT}$ mA	Max Zener Impedance A & B Suffix Only Note 2		Max Reverse Leakage Current				Max Zener Voltage Temp. Coeff. ( $\alpha_{VZ}$ ) (% / °C) Note 3
			$Z_{1T}$ @ $I_{ZT}$ Ohms	$Z_{2K}$ @ $I_{2K} = 0.25$ mA Ohms	A, B, C & D Suffix Only			Non-Suffix	
					$I_R$ @ $V_R$ $\mu$ A	$V_R$ Volts			
				A	B, C & D	$I_R$ @ $V_R$ Used For Suffix A $\mu$ A			
1N5221	2.4	20	30	1200	100	0.95	1.0	200	-0.085
1N5222	2.5	20	30	1250	100	0.95	1.0	200	-0.085
1N5223	2.7	20	30	1300	75	0.95	1.0	150	-0.080
1N5224	2.8	20	30	1400	75	0.95	1.0	150	-0.080
1N5225	3.0	20	29	1600	50	0.95	1.0	100	-0.075
1N5226	3.3	20	28	1600	25	0.95	1.0	100	-0.070
1N5227	3.6	20	24	1700	15	0.95	1.0	100	-0.065
1N5228	3.9	20	23	1900	10	0.95	1.0	75	-0.060
1N5229	4.3	20	22	2000	5.0	0.95	1.0	50	$\pm 0.055$
1N5230	4.7	20	19	1900	5.0	1.9	2.0	50	$\pm 0.030$
1N5231	5.1	20	17	1600	5.0	1.9	2.0	50	$\pm 0.030$
1N5232	5.6	20	11	1600	5.0	2.9	3.0	50	$\pm 0.038$
1N5233	6.0	20	7.0	1600	5.0	3.3	3.5	50	$\pm 0.038$
1N5234	6.8	20	7.0	1000	5.0	3.8	4.0	50	$\pm 0.045$
1N5235	6.8	20	5.0	750	3.0	4.8	5.0	30	$\pm 0.050$
1N5236	7.5	20	6.0	500	3.0	5.7	6.0	30	$\pm 0.058$
1N5237	8.2	20	8.0	500	3.0	6.2	6.5	30	$\pm 0.062$
1N5238	8.7	20	8.0	600	3.0	6.2	6.5	30	$\pm 0.065$
1N5239	9.1	20	10	600	3.0	6.7	7.0	30	$\pm 0.068$
1N5240	10	20	17	600	3.0	7.6	8.0	30	$\pm 0.075$
1N5241	11	20	22	600	2.0	8.0	8.4	30	$\pm 0.076$
1N5242	12	20	30	600	1.0	8.7	9.1	10	$\pm 0.077$
1N5243	13	9.5	13	600	0.5	9.4	9.9	10	$\pm 0.079$
1N5244	14	9.0	15	600	0.1	9.5	10	10	$\pm 0.082$
1N5245	15	8.5	16	600	0.1	10.5	11	10	$\pm 0.082$
1N5246	16	7.8	17	600	0.1	11.4	12	10	$\pm 0.083$
1N5247	17	7.4	19	600	0.1	12.4	13	10	$\pm 0.084$
1N5248	18	7.0	21	600	0.1	13.3	14	10	$\pm 0.085$
1N5249	19	6.6	23	600	0.1	13.3	14	10	$\pm 0.086$
1N5250	20	6.2	25	600	0.1	14.3	15	10	$\pm 0.086$
1N5251	22	5.6	29	600	0.1	16.2	17	10	$\pm 0.087$
1N5252	24	5.2	33	600	0.1	17.1	18	10	$\pm 0.088$
1N5253	25	5.0	35	600	0.1	18.1	19	10	$\pm 0.089$
1N5254	27	4.6	41	600	0.1	20	21	10	$\pm 0.090$
1N5255	28	4.5	44	600	0.1	20	21	10	$\pm 0.091$
1N5256	30	4.2	49	600	0.1	22	23	10	$\pm 0.091$
1N5257	33	3.8	58	700	0.1	24	25	10	$\pm 0.092$
1N5258	36	3.4	70	700	0.1	26	27	10	$\pm 0.093$
1N5259	39	3.2	80	800	0.1	29	30	10	$\pm 0.094$
1N5260	43	3.0	93	900	0.1	31	33	10	$\pm 0.095$
1N5261	47	2.7	105	1000	0.1	34	36	10	$\pm 0.095$
1N5262	51	2.5	125	1100	0.1	37	39	10	$\pm 0.096$
1N5263	56	2.2	150	1300	0.1	41	43	10	$\pm 0.096$
1N5264	60	2.1	170	1400	0.1	44	46	10	$\pm 0.097$
1N5265	62	2.0	185	1400	0.1	45	47	10	$\pm 0.097$
1N5266	68	1.8	230	1600	0.1	49	52	10	$\pm 0.097$
1N5267	75	1.7	270	1700	0.1	53	56	10	$\pm 0.098$
1N5268	82	1.5	330	2000	0.1	59	62	10	$\pm 0.098$
1N5269	87	1.4	370	2200	0.1	65	68	10	$\pm 0.099$
1N5270	91	1.4	400	2300	0.1	66	69	10	$\pm 0.099$
1N5271	100	1.3	500	2600	0.1	72	76	10	$\pm 0.110$
1N5272	110	1.1	750	3000	0.1	80	84	10	$\pm 0.110$
1N5273	120	1.0	900	4000	0.1	86	91	10	$\pm 0.110$
1N5274	130	0.95	1100	4500	0.1	94	99	10	$\pm 0.110$
1N5275	140	0.90	1300	4500	0.1	101	106	10	$\pm 0.110$
1N5276	150	0.85	1500	5000	0.1	108	114	10	$\pm 0.110$
1N5277	160	0.80	1700	5500	0.1	116	122	10	$\pm 0.110$
1N5278	170	0.74	1900	5500	0.1	123	129	10	$\pm 0.110$
1N5279	180	0.68	2200	6000	0.1	130	137	10	$\pm 0.110$
1N5280	190	0.66	2400	6500	0.1	137	144	10	$\pm 0.110$
1N5281	200	0.65	2500	7000	0.1	144	152	10	$\pm 0.110$

FIGURE 3

\*JEDEC registered data

**NOTE 1** The electrical characteristics are measured after allowing the device to stabilize for 20 seconds when mounted with a 3/8" minimum lead length from the case.

**NOTE 2** The zener impedance is derived from the 60 HZ ac voltage, which results when an ac current having an r.m.s. value equal to 10% of the DC zener current ( $I_{ZT}$  or  $I_{ZK}$ ) is superimposed on  $I_{ZT}$  or  $I_{ZK}$ . Zener impedance is measured at two points to insure a sharp knee on the breakdown curve, thereby eliminating unstable units.

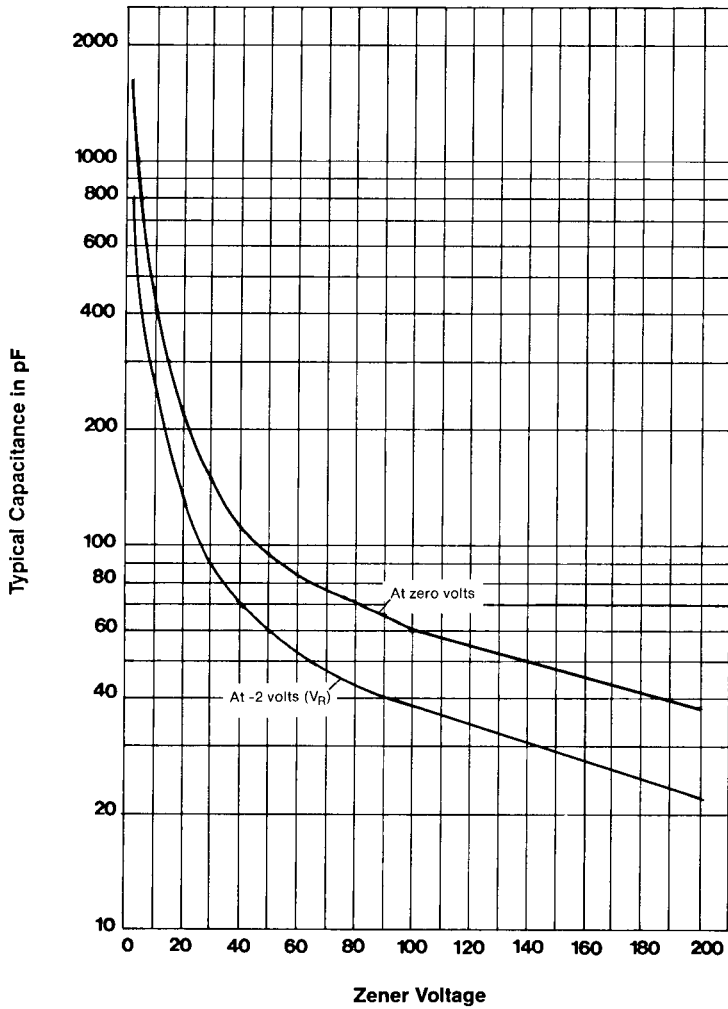
**NOTE 3** Temperature coefficient ( $\alpha_{VZ}$ ).

Test conditions for temperature coefficient are as follows:

- $I_{ZT} = 7.5$  mA,  $T_1 = 25^\circ\text{C}$ ,  
 $T_2 = 125^\circ\text{C}$  (1N5221A, B thru 1N5242A, B.)
- $I_{ZT} = \text{Rated } I_{ZT}$ ,  $T_1 = 25^\circ\text{C}$ ,  
 $T_2 = 125^\circ\text{C}$  (1N5243A, B thru 1N5281A, B.)

Device to be temperature stabilized with current applied prior to reading breakdown voltage at the specified ambient temperature.

# 1N5221 thru 1N5281 DO-7



**FIGURE 4**  
CAPACITANCE VS. ZENER VOLTAGE  
(TYPICAL)

This datasheet has been downloaded from:

[www.DatasheetCatalog.com](http://www.DatasheetCatalog.com)

Datasheets for electronic components.



LittleDiode supplies new, hard to find or obsolete electronic components and semiconductors all over the world.

With over two million different components listed you are sure to find the part you need.

Feel free to visit us today at our online store:

[LittleDiode.com](http://LittleDiode.com)

Looking forward to providing you with the best possible service.