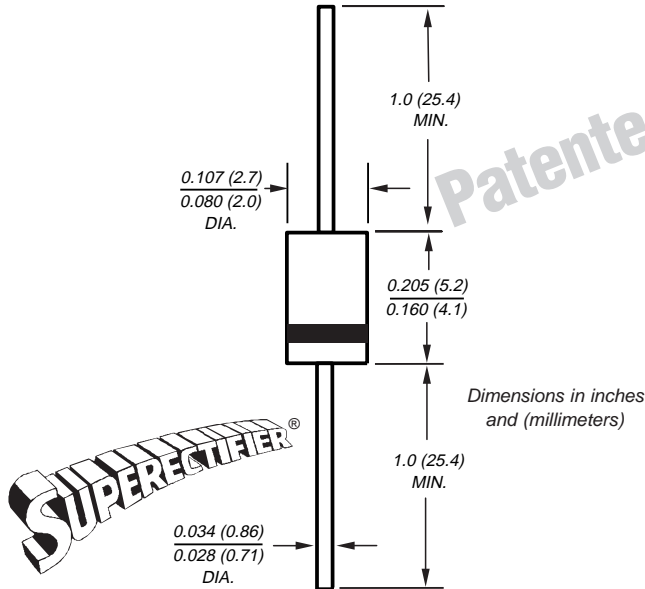


## Glass Passivated Junction Fast Switching Rectifier

Reverse Voltage 50 to 600V  
Forward Current 1.0A

DO-204AL (DO-41)



NOTE: Lead diameter is 0.026 (0.66) for suffix "E" part numbers  
0.023 (0.58)

Dimensions in inches and (millimeters)

\*Glass-plastic encapsulation technique is covered by

Patent No. 3,996,602, and brazed-lead assembly by Patent No. 3,930,306

### Features

- Plastic package has Underwriters Laboratories Flammability Classification 94V-0
- High temperature metallurgically bonded construction
- Capable of meeting environmental standards of MIL-S-19500
- For use in high frequency rectifier circuits
- Fast switching for high efficiency
- Cavity-free glass passivated junction
- 1.0 Ampere operation at  $T_A=75^\circ\text{C}$  with no thermal runaway
- Typical  $I_R$  less than  $0.1\mu\text{A}$
- High temperature soldering guaranteed:  $300^\circ\text{C}/10$  seconds, 0.375" (9.5mm) lead length, 5 lbs. (2.3kg) tension

### Mechanical Data

**Case:** JEDEC DO-204AL, molded plastic over glass body

**Terminals:** Plated axial leads, solderable per

MIL-STD-750, Method 2026

**Polarity:** Color band denotes cathode end

**Mounting Position:** Any

**Weight:** 0.012 oz., 0.34 g

### Maximum Ratings & Thermal Characteristics Ratings at $25^\circ\text{C}$ ambient temperature unless otherwise specified.

Parameter	Symbol	1N4933GP	1N4934GP	1N4935GP	1N4936GP	1N4937GP	Unit
*Maximum repetitive peak reverse voltage	$V_{RRM}$	50	100	200	400	600	V
*Maximum RMS voltage	$V_{RMS}$	35	70	145	280	420	V
*Maximum DC blocking voltage	$V_{DC}$	50	100	200	400	600	V
*Maximum average forward rectified current 0.375" (9.5mm) lead length at $T_A=75^\circ\text{C}$	$I_{F(AV)}$	1.0					A
*Peak forward surge current 8.3ms single half sine-wave superimposed on rated load (JEDEC Method)	$I_{FSM}$	30					A
Typical thermal resistance <sup>(1)</sup>	$R_{\theta JA}$	55					$^\circ\text{C}/\text{W}$
*Operating junction and storage temperature range	$T_J, T_{STG}$	-65 to +175					$^\circ\text{C}$

### Electrical Characteristics Ratings at $25^\circ\text{C}$ ambient temperature unless otherwise specified.

*Maximum instantaneous forward voltage at 1.0A	$V_F$	1.2					V
*Maximum DC reverse current at rated DC blocking voltage $T_A=25^\circ\text{C}$ $T_A=125^\circ\text{C}$	$I_R$	5.0 100					$\mu\text{A}$
*Maximum reverse recovery time at $I_F=1.0\text{A}, V_R=30\text{V}$	$t_{rr}$	200					ns
Typical junction capacitance at 4.0V, 1MHz	$C_J$	15					pF

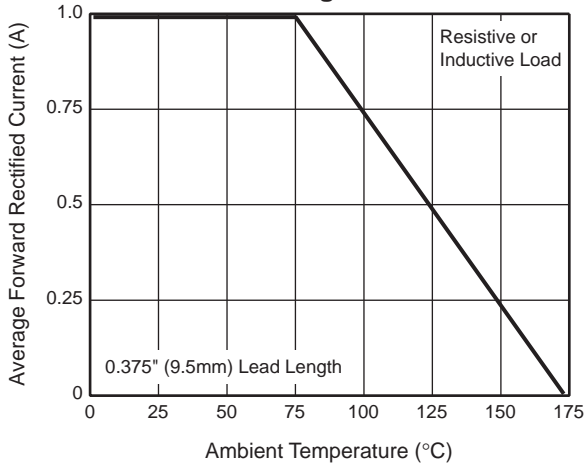
**Notes:**

(1) Thermal resistance from junction to ambient, and from junction to lead at 0.375" (9.5mm) lead length, P.C.B. mounted

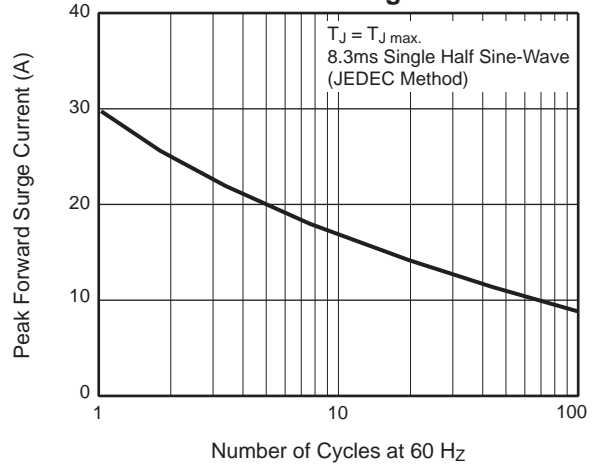
\*JEDEC registered values

## Ratings and Characteristic Curves ( $T_A = 25^\circ\text{C}$ unless otherwise noted)

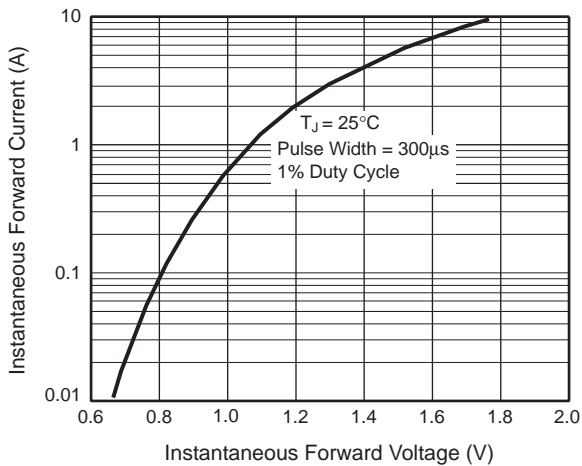
**Fig. 1 — Forward Current Derating Curves**



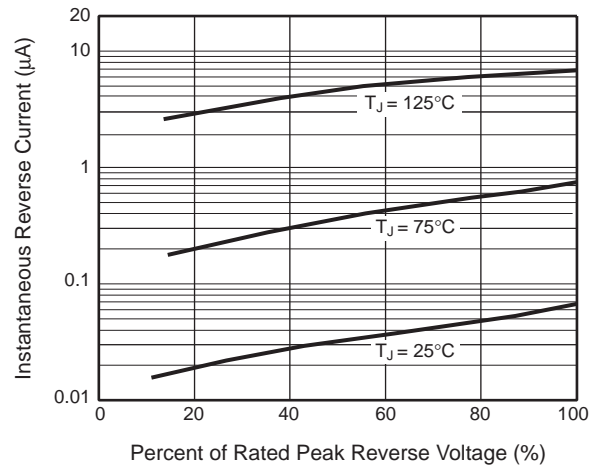
**Fig. 2 — Maximum Non-Repetitive Peak Forward Surge Current**



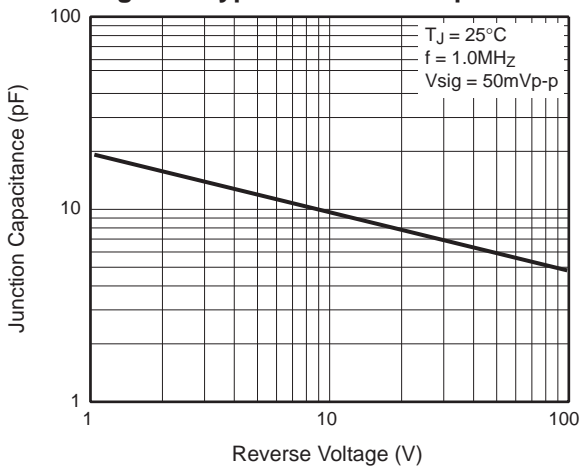
**Fig. 3 — Typical Instantaneous Forward Characteristics**



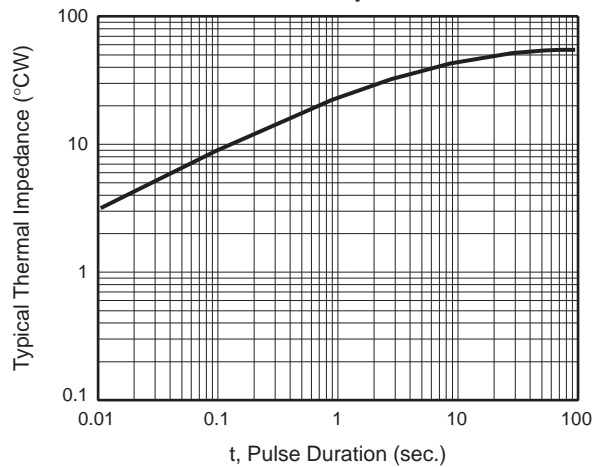
**Fig. 4 — Typical Reverse Characteristics**



**Fig. 5 — Typical Junction Capacitance**



**Fig. 6 — Typical Transient Thermal Impedance**





LittleDiode supplies new, hard to find or obsolete electronic components and semiconductors all over the world.

With over two million different components listed you are sure to find the part you need.

Feel free to visit us today at our online store:

[LittleDiode.com](http://LittleDiode.com)

Looking forward to providing you with the best possible service.