

1N4916 thru 1N4932A

FEATURES

- ZENER VOLTAGE 19.2V
- TEMPERATURE COEFFICIENT RANGE: 0.01%/°C to 0.001%/°C
- N_b YIELDS MAXIMUM-RMS NOISE FOR ANY BANDWIDTH

MAXIMUM RATINGS

Junction and Storage Temperatures: -65°C to $+175^{\circ}\text{C}$
DC Power Dissipation: 400 mW
Power Derating: 3.20 mW/°C above 50°C

*ELECTRICAL CHARACTERISTICS

@ 25°C , unless otherwise specified

JEDEC TYPE NUMBER	TEST CURRENT I_{ZT}	MAX. VOLTAGE CHANGE WITH TEMPERATURE ΔV_{ZT}	TEMPERATURE RANGE	EFFECTIVE TEMPERATURE COEFFICIENT α_{VZ}	MAXIMUM DYNAMIC IMPEDANCE Z_{ZT}	MAXIMUM NOISE DENSITY N_b
	(Note 1 & 5)	(Note 2 & 5)				
	mA	VOLTS	°C	$\pm\%/^{\circ}\text{C}$	DHMS	$\mu\text{V}/\sqrt{\text{cps}}$
1N4916	0.5	0.144	+25 to +100	0.01	600	1.0
1N4916A	0.5	0.298	-55 to +100	0.01	600	1.0
1N4917	0.5	0.072	+25 to +100	0.005	600	1.0
1N4917A	0.5	0.149	-55 to +100	0.005	600	1.0
1N4918	0.5	0.029	+25 to +100	0.002	600	1.0
1N4918A	0.5	0.060	-55 to +100	0.002	600	1.0
1N4919	1.0	0.144	+25 to +100	0.01	300	0.5
1N4919A	1.0	0.298	-55 to +100	0.01	300	0.5
1N4920	1.0	0.072	+25 to +100	0.005	300	0.5
1N4920A	1.0	0.149	-55 to +100	0.005	300	0.5
1N4921	1.0	0.029	+25 to +100	0.002	300	0.5
1N4921A	1.0	0.060	-55 to +100	0.002	300	0.5
1N4922	2.0	0.144	+25 to +100	0.01	150	0.25
1N4922A	2.0	0.298	-55 to +100	0.01	150	0.25
1N4923	2.0	0.072	+25 to +100	0.005	150	0.25
1N4923A	2.0	0.149	-55 to +100	0.005	150	0.25
1N4924	2.0	0.029	+25 to +100	0.002	150	0.25
1N4924A	2.0	0.060	-55 to +100	0.002	150	0.25
1N4925	4.0	0.144	+25 to +100	0.01	75	0.22
1N4925A	4.0	0.298	-55 to +100	0.01	75	0.22
1N4926	4.0	0.072	+25 to +100	0.005	75	0.22
1N4926A	4.0	0.149	-55 to +100	0.005	75	0.22
1N4927	4.0	0.029	+25 to +100	0.002	75	0.22
1N4927A	4.0	0.060	-55 to +100	0.002	75	0.22
1N4928	4.0	0.014	+25 to +100	0.001	75	0.22
1N4928A	4.0	0.030	-55 to +100	0.001	75	0.22
1N4929	7.5	0.144	+25 to +100	0.01	36	0.20
1N4929A	7.5	0.298	-55 to +100	0.01	36	0.20
1N4930	7.5	0.072	+25 to +100	0.005	36	0.20
1N4930A	7.5	0.149	-55 to +100	0.005	36	0.20
1N4931	7.5	0.029	+25 to +100	0.002	36	0.20
1N4931A	7.5	0.060	-55 to +100	0.002	36	0.20
1N4932	7.5	0.014	+25 to +100	0.001	36	0.20
1N4932A	7.5	0.030	-55 to +100	0.001	36	0.20

*JEDEC Registered Data.

19.2 VOLT LOW NOISE TEMPERATURE COMPENSATED ZENER REFERENCE DIODES

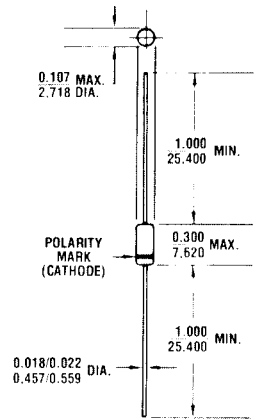


FIGURE 1

All dimensions in INCH
m.m.

MECHANICAL CHARACTERISTICS

CASE: Hermetically sealed glass case. DO-7.

FINISH: All external surfaces are corrosion resistant and leads solderable.

THERMAL RESISTANCE: $300^{\circ}\text{C}/\text{W}$ (Typical) junction to lead at 0.375-inches from body.

POLARITY: Diode to be operated with the banded end positive with respect to the opposite end.

WEIGHT: 0.2 grams.

MOUNTING POSITION: Any.

1N4916 thru 1N4932A

NOTE 1 Nominal voltage for all types is 19.2 Volts $\pm 5\%$.

NOTE 2 Referred to as the 'box' measurement method, the ΔV_{ZT} is the maximum voltage variance that will occur as the voltage is scanned thru all temperatures between the temperature range limits.

NOTE 3 The effective temperature coefficients are tabulated in $\%/^{\circ}\text{C}$ primarily for information only because temperature compensated diodes inherently have a non-linear voltage-temperature relationship.

NOTE 4 The dynamic Zener impedance Z_{ZT} is derived from the resulting a.c. voltage developed when a 60 cps, rms, a.c. current equal to 10% of the D.C. Zener current I_{ZT} is superimposed on I_{ZT} .

NOTE 5 Voltage measurements to be performed 15 seconds after application of DC current.

NOTE 6 To specify radiation hardened devices, use "RH" prefix instead of "IN", i.e. RH4916A instead of IN4916A.

NOTE 7 Consult factory for TX, TXV or JANS equivalent SCDs.

Noise Density (N_D) is specified in Microvolts-rms per square root cycle. Actual measurement is performed using a 1 to 3 KHz frequency bandpass at the Zener test current (I_{ZT}) @ 25°C ambient temperature.

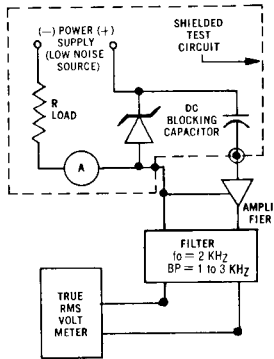


FIGURE 2
NOISE DENSITY MEASUREMENT CIRCUIT

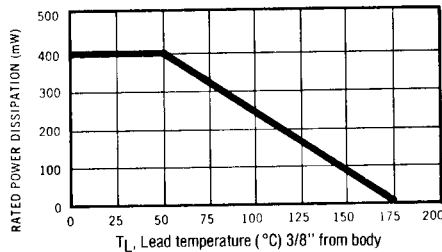


FIGURE 3
POWER DERATING CURVE



LittleDiode supplies new, hard to find or obsolete electronic components and semiconductors all over the world.

With over two million different components listed you are sure to find the part you need.

Feel free to visit us today at our online store:

LittleDiode.com

Looking forward to providing you with the best possible service.