

- 12.8 VOLT NOMINAL ZENER VOLTAGE $\pm 5\%$
- TEMPERATURE COMPENSATED ZENER REFERENCE DIODES
- LOW NOISE
- METALLURGICALLY BONDED
- DOUBLE PLUG CONSTRUCTION

1N4896
thru
1N4915A

MAXIMUM RATINGS

Operating Temperature: -65°C to +175°C
Storage Temperature: -65°C to +175°C
DC Power Dissipation: 500mW @ +50°C
Power Derating: 4 mW / °C above +50°C

REVERSE LEAKAGE CURRENT

$I_R = 15 \mu A$ @ 25°C & $V_R = 8V_{dc}$

ELECTRICAL CHARACTERISTICS @ 25°C, unless otherwise specified.

JEDEC TYPE NUMBER	TEST CURRENT	VOLTAGE TEMPERATURE STABILITY	TEMPERATURE RANGE	EFFECTIVE TEMPERATURE COEFFICIENT	MAXIMUM DYNAMIC IMPEDANCE	MAXIMUM NOISE DENSITY
	I_{ZT} (Note 3)	$^3V_{ZT}$ (Note 2)				
	mA	mV	°C	%/°C	OHMS	$\mu V / \sqrt{Hz}$
1N4896	0.5	96	+25 to +100	0.01	400	0.8
1N4896A	0.5	198	-55 to +100	0.01	400	0.8
1N4897	0.5	48	+25 to +100	0.005	400	0.8
1N4897A	0.5	99	-55 to +100	0.005	400	0.8
1N4898	0.5	19	+25 to +100	0.002	400	0.8
1N4898A	0.5	40	-55 to +100	0.002	400	0.8
1N4899	0.5	10	+25 to +100	0.001	400	0.8
1N4899A	0.5	20	-55 to +100	0.001	400	0.8
1N4900	1.0	96	+25 to +100	0.01	200	0.4
1N4900A	1.0	198	-55 to +100	0.01	200	0.4
1N4901	1.0	48	+25 to +100	0.005	200	0.4
1N4901A	1.0	99	-55 to +100	0.005	200	0.4
1N4902	1.0	19	+25 to +100	0.002	200	0.4
1N4902A	1.0	40	-55 to +100	0.002	200	0.4
1N4903	1.0	10	+25 to +100	0.001	200	0.4
1N4903A	1.0	20	-55 to +100	0.001	200	0.4
1N4904	2.0	96	+25 to +100	0.01	100	0.25
1N4904A	2.0	198	-55 to +100	0.01	100	0.25
1N4905	2.0	48	+25 to +100	0.005	100	0.25
1N4905A	2.0	99	-55 to +100	0.005	100	0.25
1N4906	2.0	19	+25 to +100	0.002	100	0.25
1N4906A	2.0	40	-55 to +100	0.002	100	0.25
1N4907	2.0	10	+25 to +100	0.001	100	0.25
1N4907A	2.0	20	-55 to +100	0.001	100	0.25
1N4908	4.0	96	+25 to +100	0.01	50	0.22
1N4908A	4.0	198	-55 to +100	0.01	50	0.22
1N4909	4.0	48	+25 to +100	0.005	50	0.22
1N4909A	4.0	99	-55 to +100	0.005	50	0.22
1N4910	4.0	19	+25 to +100	0.002	50	0.22
1N4910A	4.0	40	-55 to +100	0.002	50	0.22
1N4911	4.0	10	+25 to +100	0.001	50	0.22
1N4911A	4.0	20	-55 to +100	0.001	50	0.22
1N4912	7.5	96	+25 to +100	0.01	25	0.20
1N4912A	7.5	198	-55 to +100	0.01	25	0.20
1N4913	7.5	48	+25 to +100	0.005	25	0.20
1N4913A	7.5	99	-55 to +100	0.005	25	0.20
1N4914	7.5	19	+25 to +100	0.002	25	0.20
1N4914A	7.5	40	-55 to +100	0.002	25	0.20
1N4915	7.5	10	+25 to +100	0.001	25	0.20
1N4915A	7.5	20	-55 to +100	0.001	25	0.20

NOTE 1 Zener impedance is derived by superimposing on I_{ZT} A 60Hz rms a.c. current equal to 10% of I_{ZT} .

NOTE 2 The maximum allowable change observed over the entire temperature range, per JEDEC standard No.5.

NOTE 3 Zener voltage range equals 12.8 volts $\pm 5\%$.

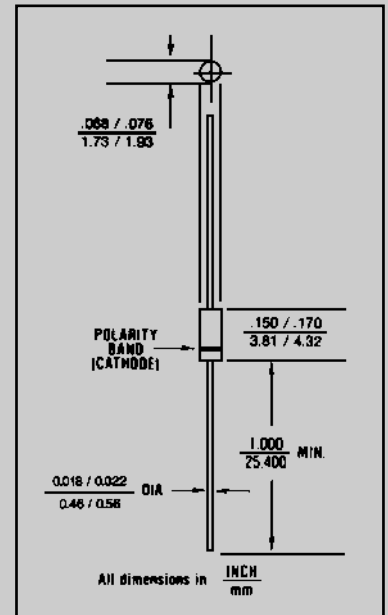


FIGURE 1

DESIGN DATA

CASE: Hermetically sealed glass case. DO - 35 outline.

LEAD MATERIAL: Copper clad steel.

LEAD FINISH: Tin / Lead

POLARITY: Diode to be operated with the banded (cathode) end positive.

MOUNTING POSITION: Any.



1N4896 thru 1N4915A

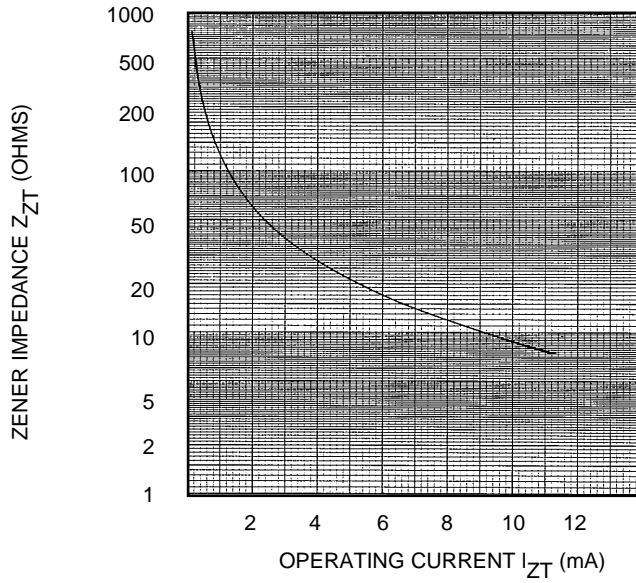


FIGURE 2

ZENER IMPEDANCE VS. OPERATING CURRENT

CHANGE IN TEMPERATURE COEFFICIENT (%/°C)

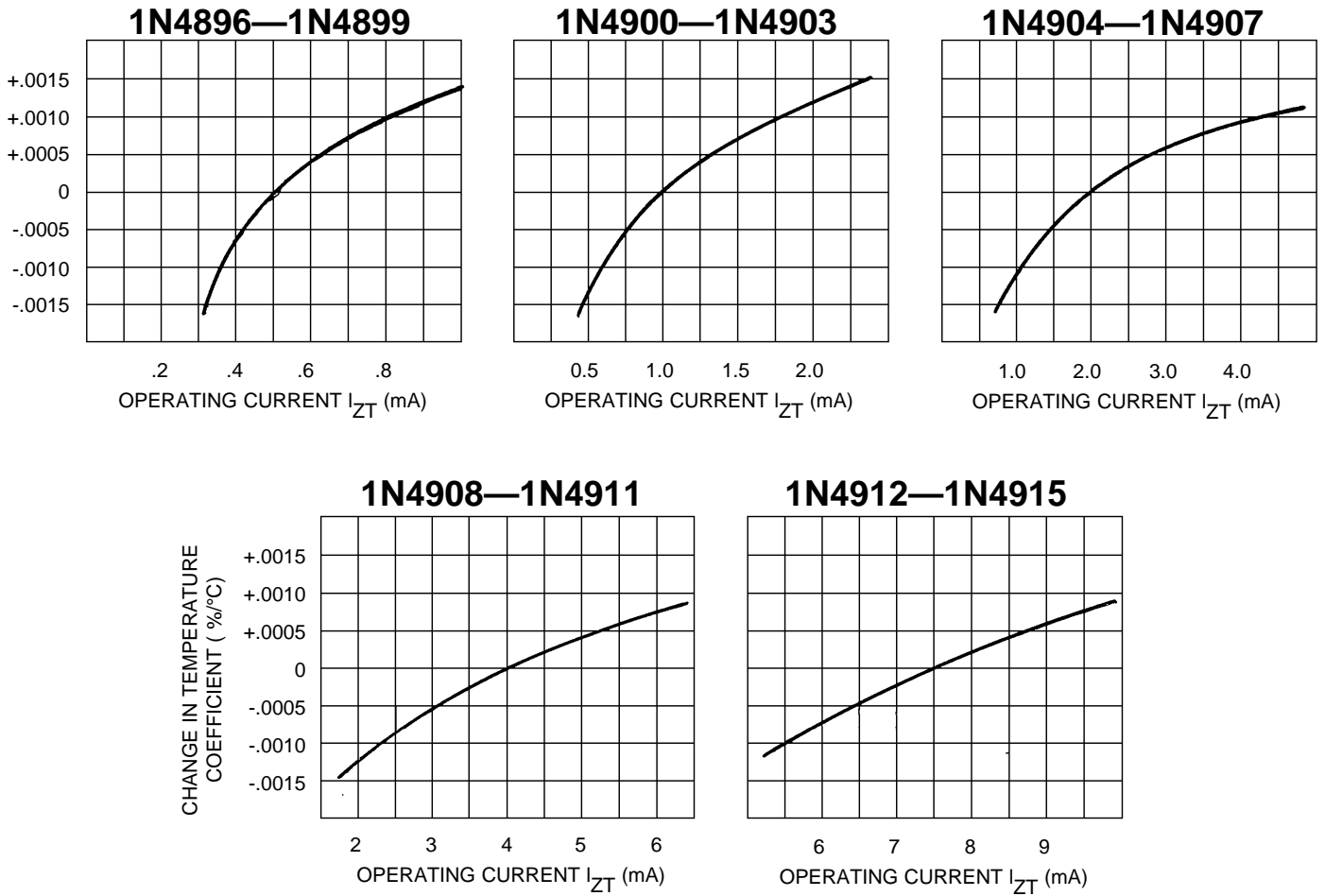


FIGURE 3

TYPICAL CHANGE OF TEMPERATURE COEFFICIENT WITH CHANGE IN OPERATING CURRENT



LittleDiode supplies new, hard to find or obsolete electronic components and semiconductors all over the world.

With over two million different components listed you are sure to find the part you need.

Feel free to visit us today at our online store:

LittleDiode.com

Looking forward to providing you with the best possible service.