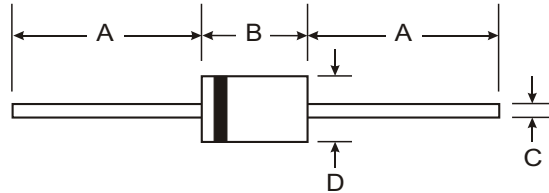


### Features

- Diffused Junction
- High Current Capability and Low Forward Voltage Drop
- Surge Overload Rating to 30A Peak
- Low Reverse Leakage Current
- Plastic Material: UL Flammability Classification Rating 94V-0



### Mechanical Data

- Case: Molded Plastic
- Terminals: Plated Leads Solderable per MIL-STD-202, Method 208
- Polarity: Cathode Band
- Weight: DO-41 0.30 grams (approx)  
A-405 0.20 grams (approx)
- Mounting Position: Any
- Marking: Type Number

Dim	DO-41 Plastic		A-405	
	Min	Max	Min	Max
A	25.40	—	25.40	—
B	4.06	5.21	4.10	5.20
C	0.71	0.864	0.53	0.64
D	2.00	2.72	2.00	2.70

All Dimensions in mm

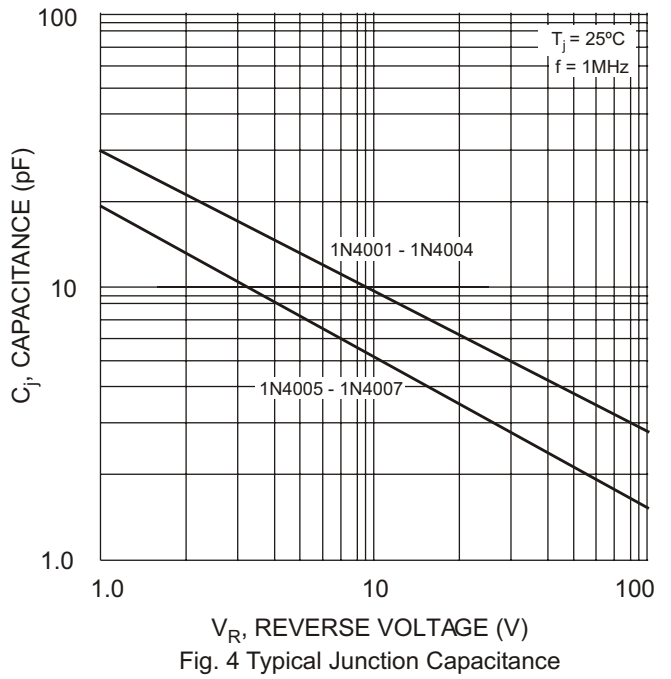
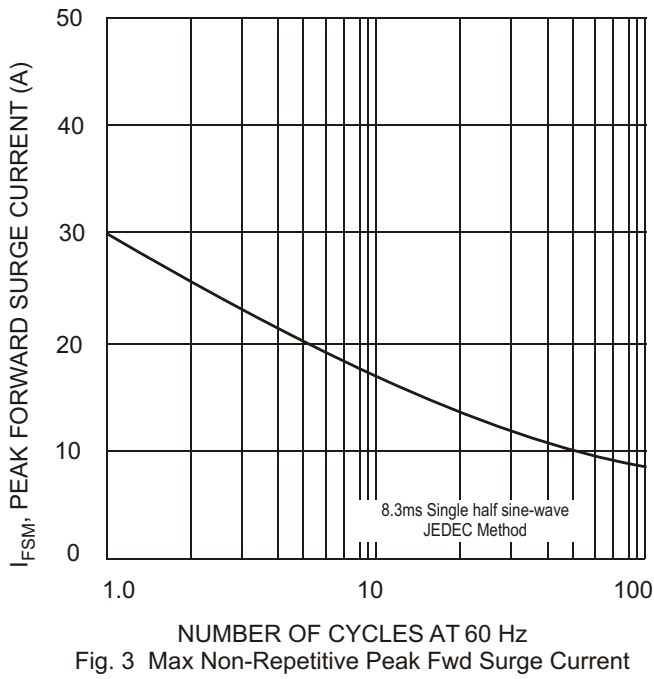
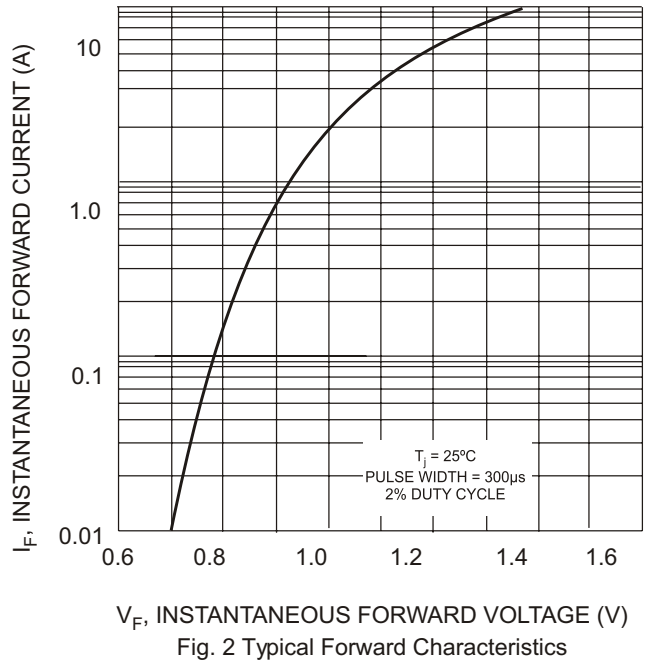
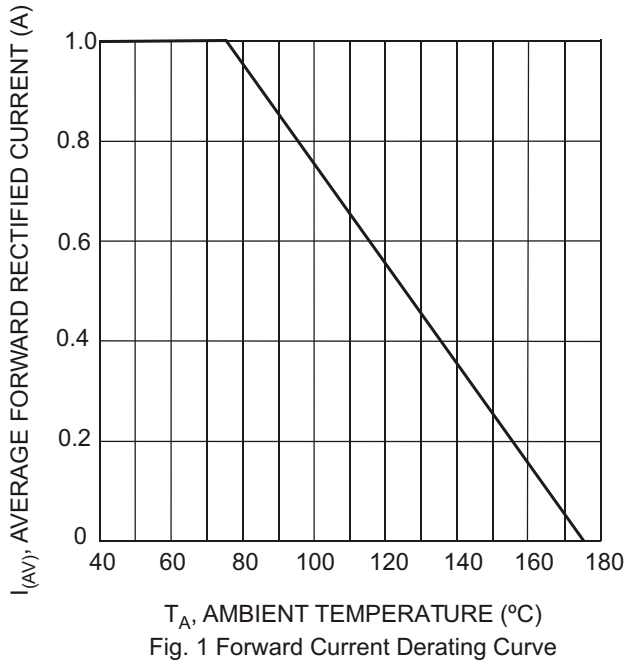
"L" Suffix Designates A-405 Package  
No Suffix Designates DO-41 Package

### Maximum Ratings and Electrical Characteristics @ T<sub>A</sub> = 25°C unless otherwise specified

Single phase, half wave, 60Hz, resistive or inductive load.  
For capacitive load, derate current by 20%.

Characteristic	Symbol	1N 4001/L	1N 4002/L	1N 4003/L	1N 4004/L	1N 4005/L	1N 4006/L	1N 4007/L	Unit
Peak Repetitive Reverse Voltage Working Peak Reverse Voltage DC Blocking Voltage	V <sub>RRM</sub> V <sub>RWM</sub> V <sub>R</sub>	50	100	200	400	600	800	1000	V
RMS Reverse Voltage	V <sub>R(RMS)</sub>	35	70	140	280	420	560	700	V
Average Rectified Output Current (Note 1) @ T <sub>A</sub> = 75°C	I <sub>O</sub>	1.0							A
Non-Repetitive Peak Forward Surge Current 8.3ms single half sine-wave superimposed on rated load (JEDEC Method)	I <sub>FSM</sub>	30							A
Forward Voltage @ I <sub>F</sub> = 1.0A	V <sub>FM</sub>	1.0							V
Peak Reverse Current @ T <sub>A</sub> = 25°C at Rated DC Blocking Voltage @ T <sub>A</sub> = 100°C	I <sub>RM</sub>	5.0 50							μA
Typical Junction Capacitance (Note 2)	C <sub>j</sub>	15				8			pF
Typical Thermal Resistance Junction to Ambient	R <sub>θJA</sub>	100							K/W
Maximum DC Blocking Voltage Temperature	T <sub>A</sub>	+150							°C
Operating and Storage Temperature Range (Note 3)	T <sub>j</sub> , T <sub>STG</sub>	-65 to +175							°C

- Notes:
1. Leads maintained at ambient temperature at a distance of 9.5mm from the case.
  2. Measured at 1. MHz and applied reverse voltage of 4.0V DC.
  3. JEDEC Value





LittleDiode supplies new, hard to find or obsolete electronic components and semiconductors all over the world.

With over two million different components listed you are sure to find the part you need.

Feel free to visit us today at our online store:

[LittleDiode.com](http://LittleDiode.com)

Looking forward to providing you with the best possible service.