

1N4001, 1N4002, 1N4003, 1N4004, 1N4005, 1N4006, 1N4007

1N4004 and 1N4007 are Preferred Devices

Axial Lead Standard Recovery Rectifiers

This data sheet provides information on subminiature size, axial lead mounted rectifiers for general-purpose low-power applications.

Mechanical Characteristics

- Case: Epoxy, Molded
- Weight: 0.4 gram (approximately)
- Finish: All External Surfaces Corrosion Resistant and Terminal Leads are Readily Solderable
- Lead and Mounting Surface Temperature for Soldering Purposes: 220°C Max. for 10 Seconds, 1/16" from case
- Shipped in plastic bags, 1000 per bag.
- Available Tape and Reeled, 5000 per reel, by adding a "RL" suffix to the part number
- Available in Fan-Fold Packaging, 3000 per box, by adding a "FF" suffix to the part number
- Polarity: Cathode Indicated by Polarity Band
- Marking: 1N4001, 1N4002, 1N4003, 1N4004, 1N4005, 1N4006, 1N4007

MAXIMUM RATINGS

Rating	Symbol	1N4001	1N4002	1N4003	1N4004	1N4005	1N4006	1N4007	Unit
*Peak Repetitive Reverse Voltage Working Peak Reverse Voltage DC Blocking Voltage	V_{RRM} V_{RWM} V_R	50	100	200	400	600	800	1000	Volts
*Non-Repetitive Peak Reverse Voltage (halfwave, single phase, 60 Hz)	V_{RSM}	60	120	240	480	720	1000	1200	Volts
*RMS Reverse Voltage	$V_{R(RMS)}$	35	70	140	280	420	560	700	Volts
*Average Rectified Forward Current (single phase, resistive load, 60 Hz, $T_A = 75^\circ\text{C}$)	I_O	1.0							Amp
*Non-Repetitive Peak Surge Current (surge applied at rated load conditions)	I_{FSM}	30 (for 1 cycle)							Amp
Operating and Storage Junction Temperature Range	T_J T_{stg}	-65 to +175							°C

*Indicates JEDEC Registered Data



ON Semiconductor™

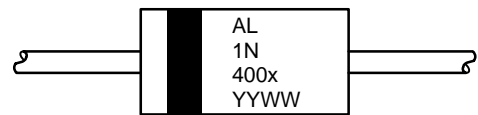
<http://onsemi.com>

LEAD MOUNTED RECTIFIERS 50–1000 VOLTS DIFFUSED JUNCTION



CASE 59-03
AXIAL LEAD
PLASTIC

MARKING DIAGRAM



AL = Assembly Location
1N400x = Device Number
x = 1, 2, 3, 4, 5, 6 or 7
YY = Year
WW = Work Week

ORDERING INFORMATION

See detailed ordering and shipping information on page 2 of this data sheet.

Preferred devices are recommended choices for future use and best overall value.

1N4001, 1N4002, 1N4003, 1N4004, 1N4005, 1N4006, 1N4007

ELECTRICAL CHARACTERISTICS*

Rating	Symbol	Typ	Max	Unit
Maximum Instantaneous Forward Voltage Drop ($i_F = 1.0$ Amp, $T_J = 25^\circ\text{C}$)	V_F	0.93	1.1	Volts
Maximum Full-Cycle Average Forward Voltage Drop ($I_O = 1.0$ Amp, $T_L = 75^\circ\text{C}$, 1 inch leads)	$V_{F(AV)}$	–	0.8	Volts
Maximum Reverse Current (rated dc voltage) ($T_J = 25^\circ\text{C}$) ($T_J = 100^\circ\text{C}$)	I_R	0.05 1.0	10 50	μA
Maximum Full-Cycle Average Reverse Current ($I_O = 1.0$ Amp, $T_L = 75^\circ\text{C}$, 1 inch leads)	$I_{R(AV)}$	–	30	μA

*Indicates JEDEC Registered Data

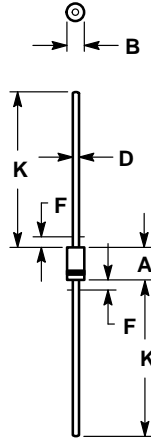
ORDERING & SHIPPING INFORMATION

Device	Package	Shipping
1N4001	Axial Lead	1000 Units/Bag
1N4001FF	Axial Lead	3000 Units/Box
1N4001RL	Axial Lead	5000/Tape & Reel
1N4002	Axial Lead	1000 Units/Bag
1N4002FF	Axial Lead	3000 Units/Box
1N4002RL	Axial Lead	5000/Tape & Reel
1N4003	Axial Lead	1000 Units/Bag
1N4003FF	Axial Lead	3000 Units/Box
1N4003RL	Axial Lead	5000/Tape & Reel
1N4004	Axial Lead	1000 Units/Bag
1N4004FF	Axial Lead	3000 Units/Box
1N4004RL	Axial Lead	5000/Tape & Reel
1N4005	Axial Lead	1000 Units/Bag
1N4005FF	Axial Lead	3000 Units/Box
1N4005RL	Axial Lead	5000/Tape & Reel
1N4006	Axial Lead	1000 Units/Bag
1N4006FF	Axial Lead	3000 Units/Box
1N4006RL	Axial Lead	5000/Tape & Reel
1N4007	Axial Lead	1000 Units/Bag
1N4007FF	Axial Lead	3000 Units/Box
1N4007RL	Axial Lead	5000/Tape & Reel

1N4001, 1N4002, 1N4003, 1N4004, 1N4005, 1N4006, 1N4007

PACKAGE DIMENSIONS


AXIAL LEAD CASE 59-03 ISSUE M



NOTES:

1. ALL RULES AND NOTES ASSOCIATED WITH JEDEC DO-41 OUTLINE SHALL APPLY.
2. POLARITY DENOTED BY CATHODE BAND.
3. LEAD DIAMETER NOT CONTROLLED WITHIN F DIMENSION.

DIM	MILLIMETERS		INCHES	
	MIN	MAX	MIN	MAX
A	4.07	5.20	0.160	0.205
B	2.04	2.71	0.080	0.107
D	0.71	0.86	0.028	0.034
F	---	1.27	---	0.050
K	27.94	---	1.100	---

ON Semiconductor and  are trademarks of Semiconductor Components Industries, LLC (SCILLC). SCILLC reserves the right to make changes without further notice to any products herein. SCILLC makes no warranty, representation or guarantee regarding the suitability of its products for any particular purpose, nor does SCILLC assume any liability arising out of the application or use of any product or circuit, and specifically disclaims any and all liability, including without limitation special, consequential or incidental damages. "Typical" parameters which may be provided in SCILLC data sheets and/or specifications can and do vary in different applications and actual performance may vary over time. All operating parameters, including "Typicals" must be validated for each customer application by customer's technical experts. SCILLC does not convey any license under its patent rights nor the rights of others. SCILLC products are not designed, intended, or authorized for use as components in systems intended for surgical implant into the body, or other applications intended to support or sustain life, or for any other application in which the failure of the SCILLC product could create a situation where personal injury or death may occur. Should Buyer purchase or use SCILLC products for any such unintended or unauthorized application, Buyer shall indemnify and hold SCILLC and its officers, employees, subsidiaries, affiliates, and distributors harmless against all claims, costs, damages, and expenses, and reasonable attorney fees arising out of, directly or indirectly, any claim of personal injury or death associated with such unintended or unauthorized use, even if such claim alleges that SCILLC was negligent regarding the design or manufacture of the part. SCILLC is an Equal Opportunity/Affirmative Action Employer.

PUBLICATION ORDERING INFORMATION

NORTH AMERICA Literature Fulfillment:

Literature Distribution Center for ON Semiconductor
P.O. Box 5163, Denver, Colorado 80217 USA
Phone: 303-675-2175 or 800-344-3860 Toll Free USA/Canada
Fax: 303-675-2176 or 800-344-3867 Toll Free USA/Canada
Email: ONlit@hibbertco.com
Fax Response Line: 303-675-2167 or 800-344-3810 Toll Free USA/Canada

N. American Technical Support: 800-282-9855 Toll Free USA/Canada

EUROPE: LDC for ON Semiconductor – European Support

German Phone: (+1) 303-308-7140 (Mon-Fri 2:30pm to 7:00pm CET)
Email: ONlit-german@hibbertco.com
French Phone: (+1) 303-308-7141 (Mon-Fri 2:00pm to 7:00pm CET)
Email: ONlit-french@hibbertco.com
English Phone: (+1) 303-308-7142 (Mon-Fri 12:00pm to 5:00pm GMT)
Email: ONlit@hibbertco.com

EUROPEAN TOLL-FREE ACCESS*: 00-800-4422-3781

*Available from Germany, France, Italy, UK, Ireland

CENTRAL/SOUTH AMERICA:

Spanish Phone: 303-308-7143 (Mon-Fri 8:00am to 5:00pm MST)
Email: ONlit-spanish@hibbertco.com
Toll-Free from Mexico: Dial 01-800-288-2872 for Access –
then Dial 866-297-9322

ASIA/PACIFIC: LDC for ON Semiconductor – Asia Support

Phone: 303-675-2121 (Tue-Fri 9:00am to 1:00pm, Hong Kong Time)
Toll Free from Hong Kong & Singapore:
001-800-4422-3781
Email: ONlit-asia@hibbertco.com

JAPAN: ON Semiconductor, Japan Customer Focus Center

4-32-1 Nishi-Gotanda, Shinagawa-ku, Tokyo, Japan 141-0031
Phone: 81-3-5740-2700
Email: r14525@onsemi.com

ON Semiconductor Website: <http://onsemi.com>

For additional information, please contact your local Sales Representative.



LittleDiode supplies new, hard to find or obsolete electronic components and semiconductors all over the world.

With over two million different components listed you are sure to find the part you need.

Feel free to visit us today at our online store:

LittleDiode.com

Looking forward to providing you with the best possible service.