

**1N897 - 1N902,  
1N3064M, 1N3069M,  
1N3206, 1N3207,  
MC914, MC914A,  
MC916, MC916A,  
MC001, MC001A,  
MC002**

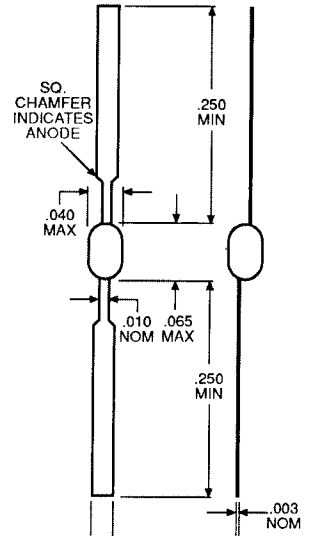
**FEATURES**

- Microminiature package.
- Fast recovery.
- Stable surface films integrally bonded to the device crystal.
- Meet or exceed requirements of MIL-S-19500/195 (1N 3206) and MIL-S-19500/230 (1N 3207).

**MAXIMUM RATINGS**

Operating Temperature: -65°C to +175°C.  
Storage Temperature: -65°C to +175°C.  
Power Dissipation: 100 mW @ 25°C Au plated kovar leads.

**PELLET DIODES**



**FIGURE 1  
PACKAGE "H"**

**ELECTRICAL CHARACTERISTICS**

TYPE	BREAKDOWN VOLTAGE (MIN.) @ 100 μA V <sub>(BR)</sub>	FORWARD CURRENT (MIN.) @ 1.0V I <sub>F</sub>	REVERSE CURRENT (MAX.) I <sub>R</sub> @ V <sub>R</sub>		TEST VOLTAGE V <sub>R</sub>	CAPACITANCE (MAX.) @ 0 V C <sub>0</sub>	REVERSE RECOVERY (MAX.) (NOTES BELOW) t <sub>T</sub>		
			μA					pF	n sec.
			25°C	100°C					
1N897	50	5	0.1	20.0	-40V	—	100K n in .1 μsec (1)		
1N898	50	100	0.025	5.0	-10V	—	100K n in .3 μsec. (1)		
1N899	100	5	0.1	20.0	-80V	—	100K n in .3 μsec. (1)		
1N900	100	50	0.025	5.0	-10V	—	100K n in .3 μsec. (1)		
1N901	100	100	0.1	20.0	-80V	—	100K n in .3 μsec. (1)		
1N902	200	10	0.025	5.0	-10V	—	100K n in .3 μsec. (1)		
MC914	100	10	1.0	15.0	-100V	—	200K n in .3 μsec. (1)		
MC914A	100	20	0.025	50.0(5)	-20V	4.0	4.0(2)		
MC916	100	10	0.025	50.0(5)	-20V	4.0	4.0(2)		
MC916A	100	20	0.025	50.0(5)	-20V	2.0	4.0(2)		
MC001	75	10	0.1	100.0(5)	-50V	2.0	2.0(2)		
MC001A	75	20	0.1	100.0(5)	-50V	2.0	2.0(2)		
MC002	200	100	0.1	100.0(5)	-150V	5.0	50.0(3)		
1N3064M	75(@5μA)	10	0.1	100.0(5)	-50V	2.0	4.0(4)		
1N3069M	65(@5μA)	50	0.1	100.0(5)	-50V	6.0	50.0(3)		
1N3206	100	10	0.025	50.0(5)	-20V	4.0	4.0(2)		
JAN N3206	100	10	0.025	30.0(5)	-20V	2.0	4.0(2)		
			0.5		-80V				
JAN N3207	60	150	0.05	60.0(5)	-20V	15.0	6.0(2)		
1N3207	60	150	0.05	10.0	-20V	6.0	6.0(2)		

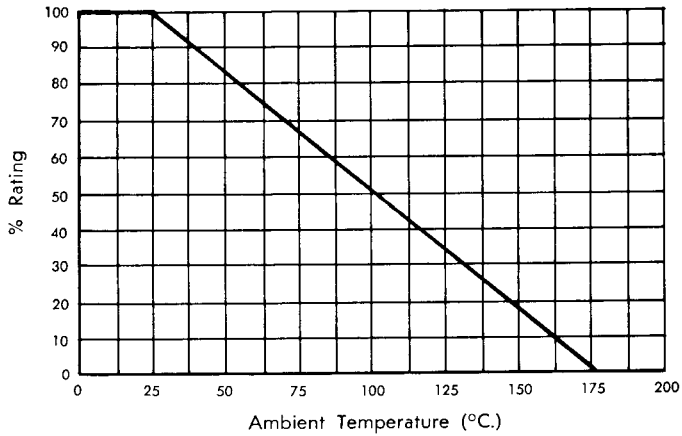
**NOTES:**

- (1) JAN256 Recovery Test Circuit Conditions 5mA to -40V.
- (2) Recovery to 1.0 mA reverse, switching from 10 mA forward to -6.0 Volts. R<sub>L</sub> = 100 ohms.
- (3) Recovery to 1.0 mA reverse, switching from 30 mA forward to 30 mA reverse. R<sub>L</sub> = 150 ohms.
- (4) Recovery to 1.0 mA reverse, switching from 10 mA forward to 10 mA reverse. R<sub>L</sub> = 100 ohms.
- (5) I<sub>R</sub> measured at 150°C.

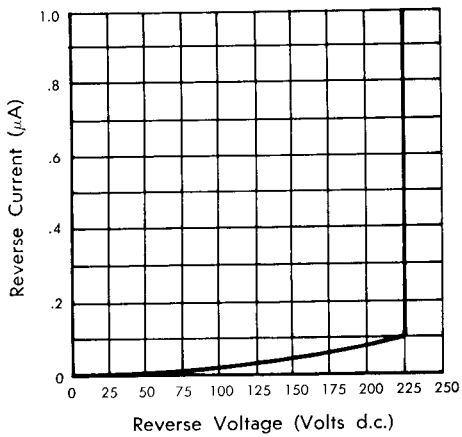
**MECHANICAL CHARACTERISTICS**

Case: Ultra stable epoxy encapsulation.  
Lead Material: Gold plated kovar or gold plated silver.  
Markings: EIA color code bands.  
Polarity: Color bands on cathode lead.

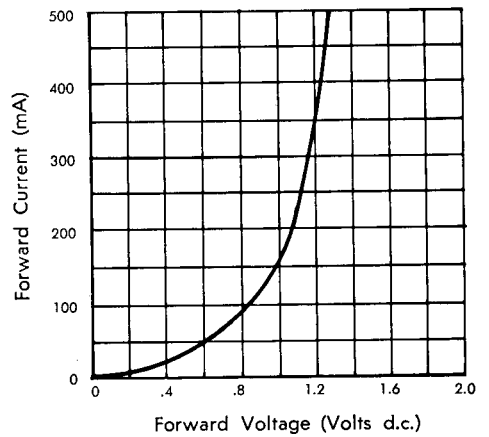
**1N897 - 1N902, 1N3064M, 1N3069M,  
1N3206, 1N3207, MC914, MC914A, MC916,  
MC916A, MC001, MC001A, MC002**



**FIGURE 2  
TEMPERATURE DERATING CURVE**



**FIGURE 3  
TYPICAL REVERSE  
CHARACTERISTICS (25°C)**



**FIGURE 4  
TYPICAL FORWARD CURRENT  
CHARACTERISTICS (25°C)**



LittleDiode supplies new, hard to find or obsolete electronic components and semiconductors all over the world.

With over two million different components listed you are sure to find the part you need.

Feel free to visit us today at our online store:

[LittleDiode.com](http://LittleDiode.com)

Looking forward to providing you with the best possible service.