



BY396 THRU BY399

3.0 AMPS. Fast Recovery Rectifiers

Voltage Range
100 to 800 Volts
Current
3.0 Amperes

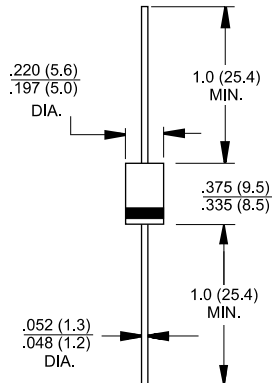
Features

- ✧ Low forward voltage drop
- ✧ High current capability
- ✧ High reliability
- ✧ High surge current capability

Mechanical Data

- ✧ Cases: Molded plastic
- ✧ Epoxy: UL 94V-0 rate flame retardant
- ✧ Lead: Axial leads, solderable per MIL-STD-202, Method 208 guaranteed
- ✧ Polarity: Color band denotes cathode end
- ✧ High temperature soldering guaranteed: 250°C/10 seconds/.375", (9.5mm) lead lengths at 5 lbs., (2.3kg) tension
- ✧ Weight: 1.2 grams

DO-201AD



Dimensions in inches and (millimeters)

Maximum Ratings and Electrical Characteristics

Rating at 25°C ambient temperature unless otherwise specified.

Single phase, half wave, 60 Hz, resistive or inductive load.

For capacitive load, derate current by 20%

Type Number	BY396	BY397	BY398	BY399	Units
Maximum Recurrent Peak Reverse Voltage	100	200	400	800	V
Maximum RMS Voltage	70	140	280	560	V
Maximum DC Blocking Voltage	100	200	400	800	V
Maximum Average Forward Rectified Current .375"(9.5mm) Lead Length @ T _A = 55°C	3.0				A
Peak Forward Surge Current, 8.3 ms Single Half Sine-wave Superimposed on Rated Load (JEDEC method)	150				A
Maximum Instantaneous Forward Voltage @ 3.0A	1.2				V
Maximum DC Reverse Current @ T _A =25°C at Rated DC Blocking Voltage @ T _A =100°C	10 150				uA uA
Maximum Reverse Recovery Time (Note 1)	250				nS
Typical Junction Capacitance (Note 2)	60				pF
Operating Temperature Range T _J	-65 to +150				°C
Storage Temperature Range T _{STG}	-65 to +150				°C

Notes: 1. Reverse Recovery Test Conditions: I_F=0.5A, I_R=1.0A, I_{RR}=0.25A

2. Measured at 1 MHz and Applied Reverse Voltage of 4.0 Volts D.C.

RATINGS AND CHARACTERISTIC CURVES (BY396 THRU BY399)

FIG.1- MAXIMUM FORWARD CURRENT DERATING CURVE

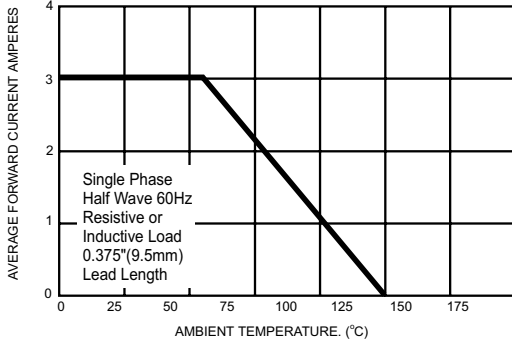


FIG.2- MAXIMUM NON-REPETITIVE PEAK FORWARD SURGE CURRENT

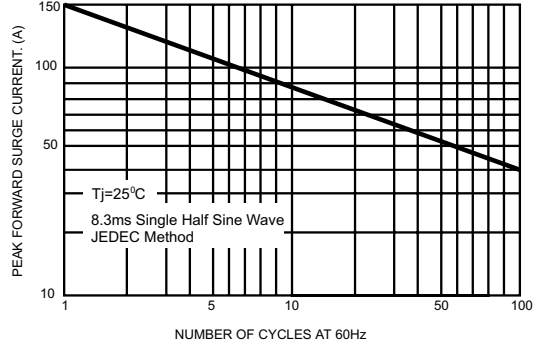


FIG.3- TYPICAL FORWARD CHARACTERISTICS

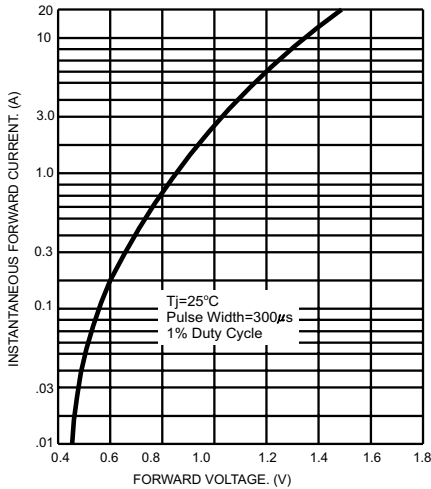


FIG.4- TYPICAL JUNCTION CAPACITANCE

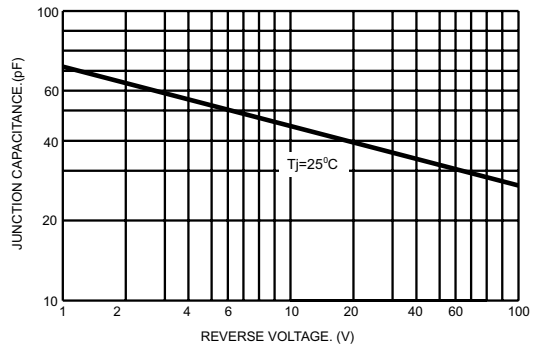
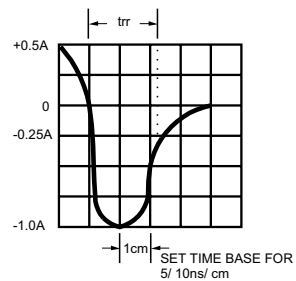
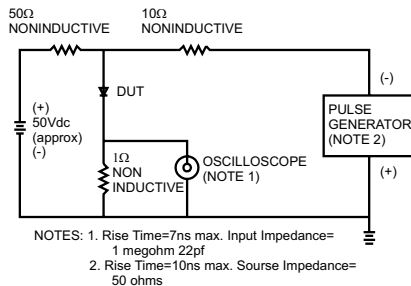


FIG.5- REVERSE RECOVERY TIME CHARACTERISTIC AND TEST CIRCUIT DIAGRAM





LittleDiode supplies new, hard to find or obsolete electronic components and semiconductors all over the world.

With over two million different components listed you are sure to find the part you need.

Feel free to visit us today at our online store:

LittleDiode.com

Looking forward to providing you with the best possible service.