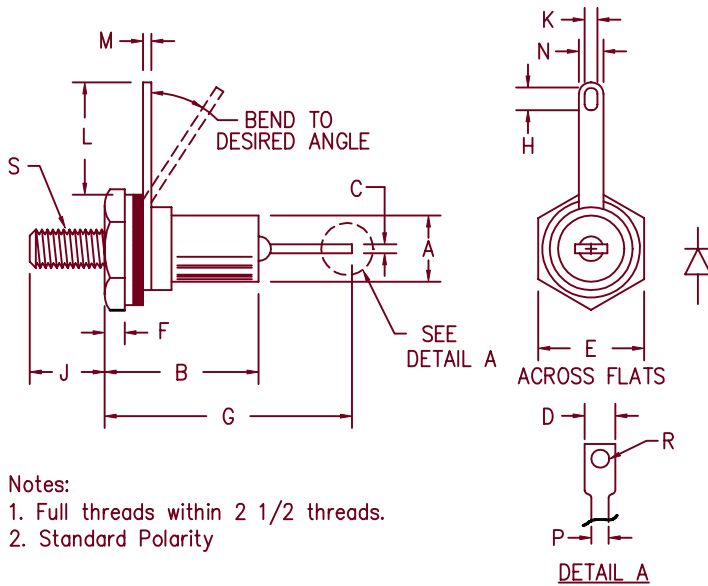


Military Silicon Power Rectifier 99016 — 1N2153



- Notes:
 1. Full threads within 2 1/2 threads.
 2. Standard Polarity

Dim.	Inches		Millimeter		Notes
	Minimum	Maximum	Minimum	Maximum	
A	---	.424	---	---	
B	.400	---	---	---	
C	---	.035	---	---	
D	---	.150	---	---	
F	.062	.150	---	---	
G	.800	1.00	---	---	
H	.110	.140	---	---	
J	.422	.453	---	---	
K	.045	.075	---	---	
L	.530	.600	---	---	
M	.022	.038	---	---	
N	.110	.140	---	---	
R	.060	---	---	---	Dia.
S	10-32	NF-2A	---	---	1

Microsemi Catalog Number	Repetitive Peak Reverse Voltage	Transient Peak Reverse Voltage
99016-1N2153	600	600

- MIL-DWG-99016 JAN Equivalent
- Glass Passivated Die
- Glass to metal construction
- Isolated mounting base
- V_{RRM} 600 Volts

Electrical Characteristics

Average forward current	$I_{F(AV)}$ 6 Amps	$T_C = 100^\circ\text{C}$, Half sine wave, $R_{\theta JC} = 3.0^\circ\text{C/W}$ 8.3ms, half sine, $T_J = 100^\circ\text{C}$
Maximum surge current	I_{FSM} 50 Amps	
Max. peak forward voltage	V_{FM} 1.5 Volts	$I_{FM} = 6A$: $T_C = 25^\circ\text{C}$
Max. peak reverse current per leg	I_{RRM} 50 μA	V_{RRM} , $T_C = 25^\circ\text{C}$
Max. peak reverse current per leg	I_{RRM} 1.0 mA	V_{RRM} , $T_C = 150^\circ\text{C}$

Thermal and Mechanical Characteristics

Storage temperature range	T_{STG}	-65°C to 150°C
Operating junction temp range	T_J	-65°C to 150°C
Maximum thermal resistance	$R_{\theta JC}$	3.0°C/W Junction to case
Mounting torque		15 inch pounds maximum (10-32NF screw)
Weight		.3 ounces (8.2 grams) typical

9-26-00 Rev. IR

99016 – 1N2153

Figure 1
Typical Forward Characteristics – Per Leg

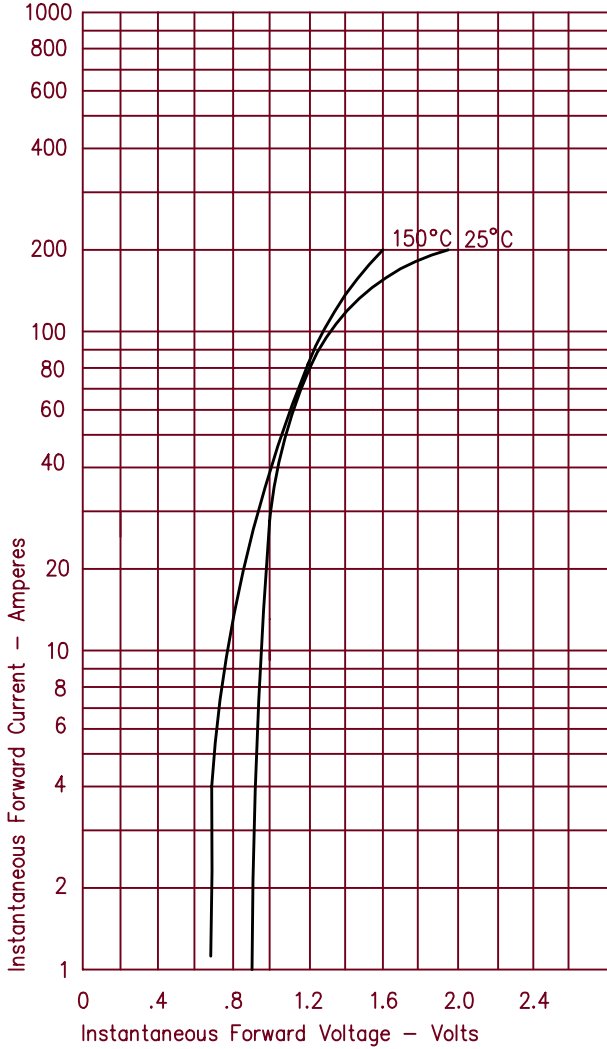


Figure 3
Forward Current Derating – Per Leg

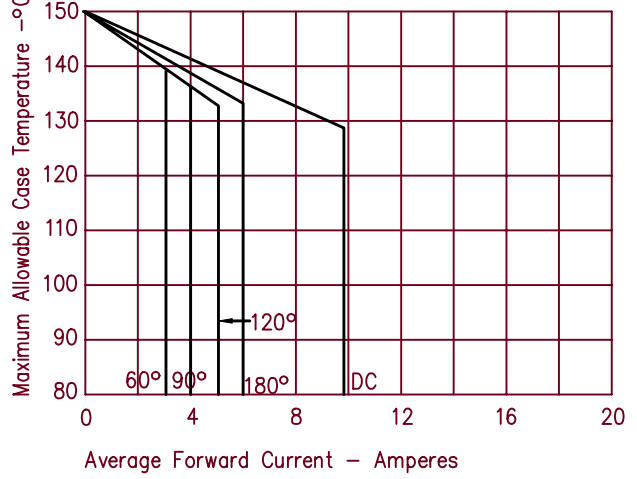


Figure 4
Maximum Forward Power Dissipation – Per Leg

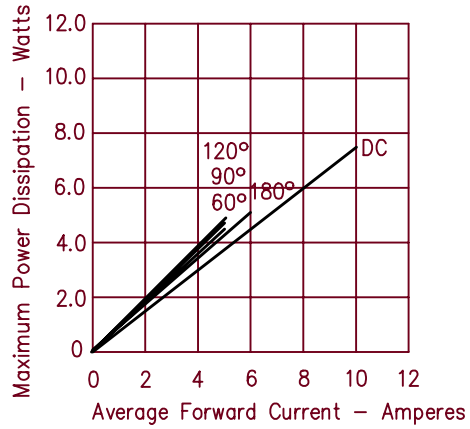
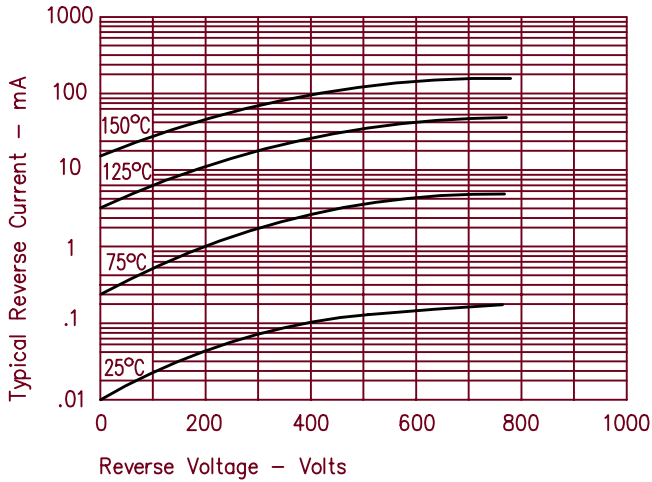


Figure 2
Typical Reverse Characteristics





LittleDiode supplies new, hard to find or obsolete electronic components and semiconductors all over the world.

With over two million different components listed you are sure to find the part you need.

Feel free to visit us today at our online store:

LittleDiode.com

Looking forward to providing you with the best possible service.