

TOSHIBA SCHOTTKY BARRIER RECTIFIER STACK SCHOTTKY BARRIER TYPE

16FWJ2C42

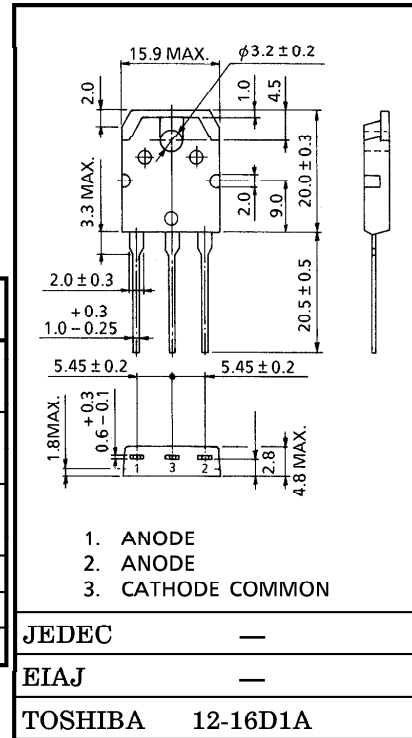
HIGH SPEED RECTIFIER APPLICATIONS

Unit in mm

- Repetitive Peak Reverse Voltage : $V_{RRM}=30V, 40V$
- Average Output Rectified Current : $I_O=16A$
- Low Peak Forward Voltage : $V_{FM}=0.55V$

MAXIMUM RATINGS

CHARACTERISTIC		SYMBOL	RATING	UNIT
Repetitive Peak Reverse Voltage	16FWJ2C42	V_{RRM}	30	V
	16GWJ2C42		40	
Average Output Rectified Current ($T_c=110^\circ C$)		I_O	16	A
Peak One Cycle Surge Forward Current (Sin Wave, $T_a=25^\circ C$)		I_{FSM}	160 (50Hz)	A
			192 (60Hz)	
Junction Temperature		T_j	-40~125	$^\circ C$
Storage Temperature Range		T_{stg}	-40~150	$^\circ C$
Screw Torque		—	0.8	N·m



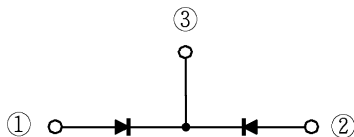
ELECTRICAL CHARACTERISTICS ($T_a=25^\circ C$)

Weight : 4.85g

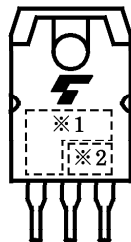
CHARACTERISTIC	SYMBOL	TEST CONDITION	MIN.	TYP.	MAX.	UNIT
Peak Forward Voltage (Note 1)	V_{FM}	$I_{FM}=8.0A$	—	—	0.55	V
Repetitive Peak Reverse Current (Note 1)	I_{RRM}	$V_{RRM}=\text{Rated}$	—	—	15	mA
Junction Capacitance (Note 1)	C_j	$V_R=10V, f=1.0MHz$	360	—	—	pF
Thermal Resistance	$R_{th(j-c)}$	DC Total, Junction to Case	—	—	1.2	$^\circ C/W$

(Note 1) A value of one cell.

POLARITY



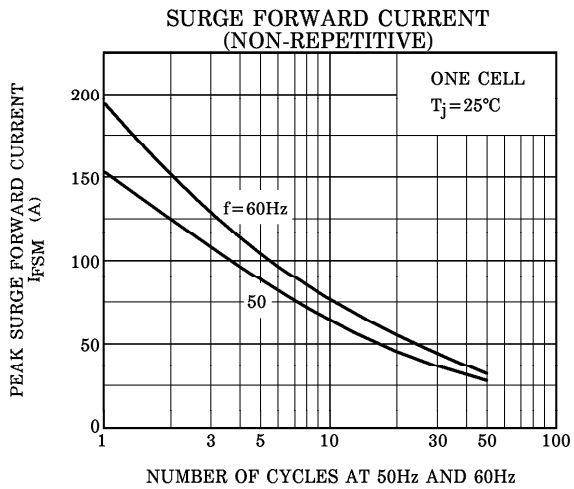
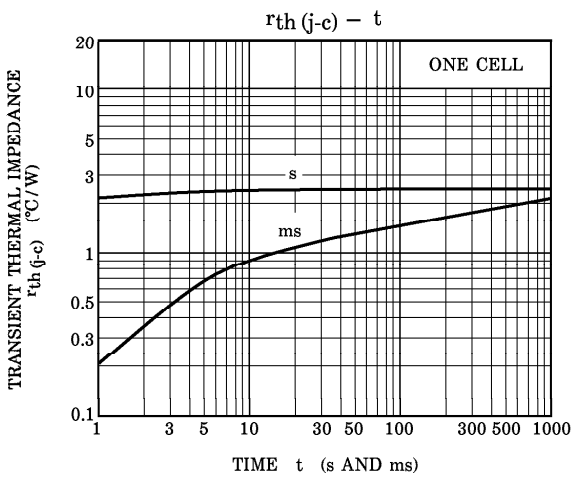
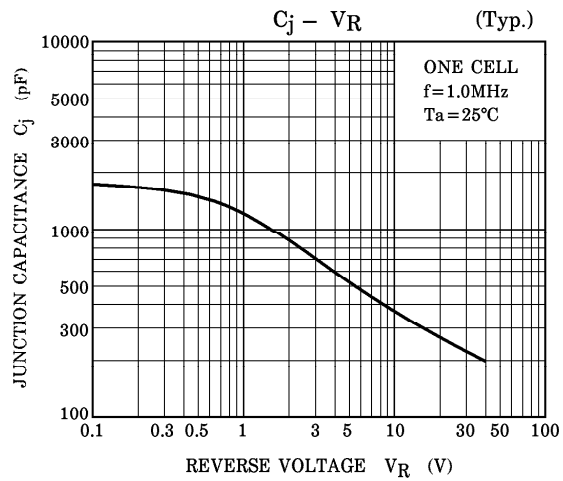
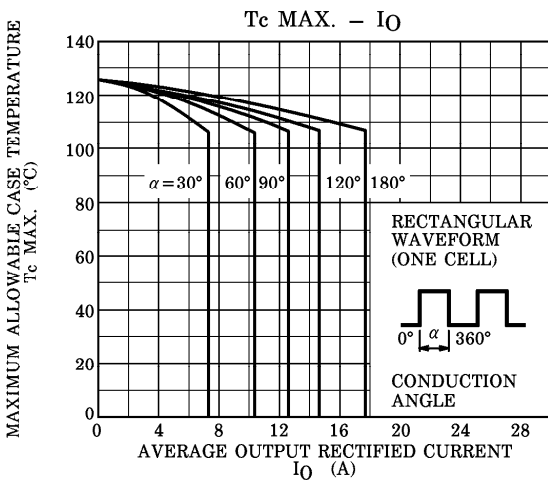
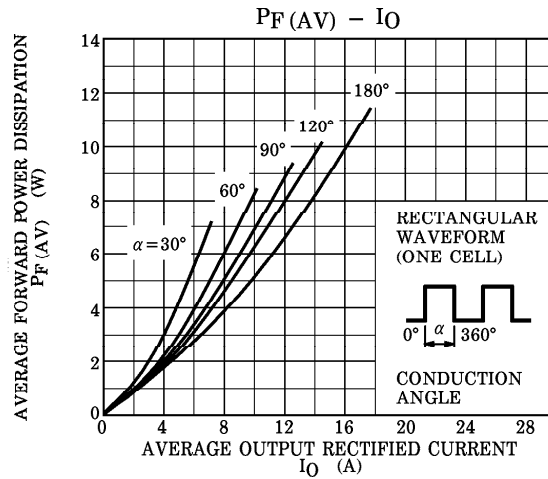
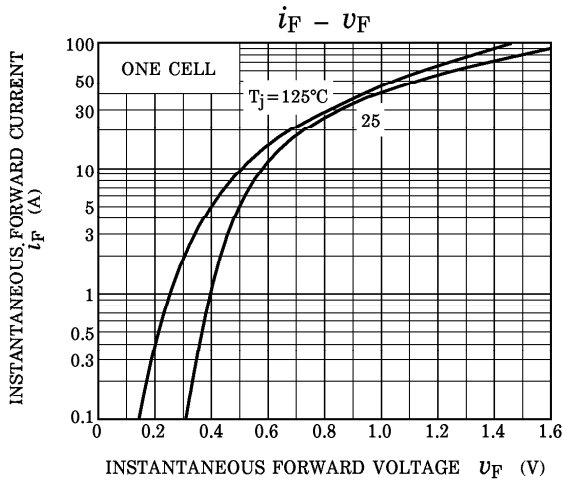
MARKING



*1	TYPE	16FWJ2C42, 16GWJ2C42
*2	Lot Number	
	□ □ — Month (Starting from Alphabet A)	
	— Year (Last Number of the Christian Era)	

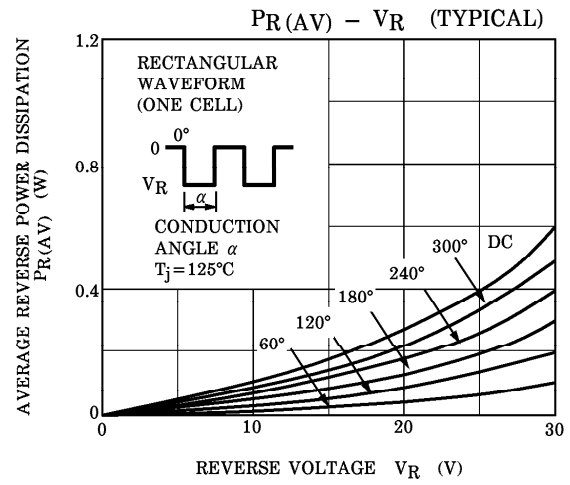
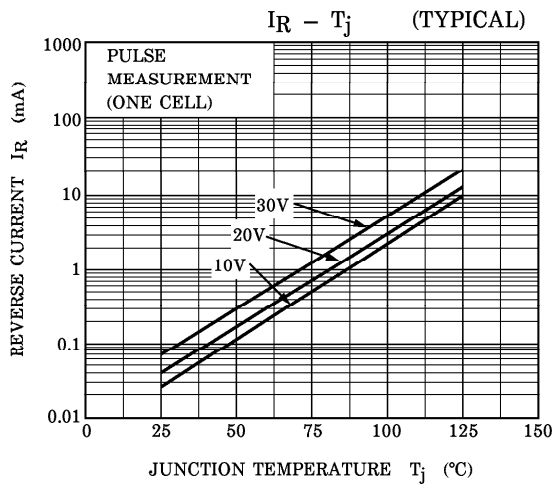
961001EAA2

● TOSHIBA is continually working to improve the quality and the reliability of its products. Nevertheless, semiconductor devices in general can malfunction or fail due to their inherent electrical sensitivity and vulnerability to physical stress. It is the responsibility of the buyer, when utilizing TOSHIBA products, to observe standards of safety, and to avoid situations in which a malfunction or failure of a TOSHIBA product could cause loss of human life, bodily injury or damage to property. In developing your designs, please ensure that TOSHIBA products are used within specified operating ranges as set forth in the most recent products specifications. Also, please keep in mind the precautions and conditions set forth in the TOSHIBA Semiconductor Reliability Handbook.



961001EAA2'

- The information contained herein is presented only as a guide for the applications of our products. No responsibility is assumed by TOSHIBA CORPORATION for any infringements of intellectual property or other rights of the third parties which may result from its use. No license is granted by implication or otherwise under any intellectual property or other rights of TOSHIBA CORPORATION or others.
- The information contained herein is subject to change without notice.



This datasheet has been downloaded from:

www.DatasheetCatalog.com

Datasheets for electronic components.



LittleDiode supplies new, hard to find or obsolete electronic components and semiconductors all over the world.

With over two million different components listed you are sure to find the part you need.

Feel free to visit us today at our online store:

LittleDiode.com

Looking forward to providing you with the best possible service.