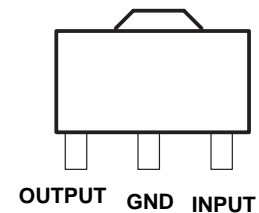
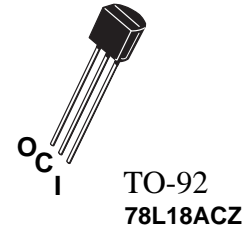


- 3-Terminal Regulators
- Output Current up to 100 mA
- No External Components
- Internal Thermal-Overload Protection
- Internal Short-Circuit Current Limiting
- Direct Replacements for Fairchild μ A78L18 Series

description

This series of fixed-voltage integrated-circuit voltage regulators is designed for a wide range of applications. These applications include on-card regulation for elimination of noise and distribution problems associated with single-point regulation. In addition, they can be used with power-pass elements to make high-current voltage regulators. One of these regulators can deliver up to 100 mA of output current. The internal limiting and thermal-shutdown features of these regulators make them essentially immune to overload. When used as a replacement for a zener diode-resistor combination, an effective improvement in output impedance can be obtained, together with lower bias current.



SOT-89
78L18CPK

electrical characteristics at specified virtual junction temperature, $V_I = 26V$, $I_O = 40mA$ (unless otherwise noted)

PARAMETER	TEST CONDITIONS	T ‡	78L18			UNIT
			MIN	TYP	MAX	
Output voltage		25°C	17.3	18	18.7	V
	$I_O = 1mA$ to 40MA, $V_I = 20.5$ to 33V	Full range	17.1	18	18.9	
	$I_O = 1$ mA to 70 mA	Full range	17.1	18	18.9	
Input voltage regulation	$V_I = 20.5V$ to 33V	25°C		70	360	mV
	$V_I = 22V$ to 33V			64	300	
Ripple rejection	$V_I = 21.5V$ to 31.5V, $f = 120$ Hz	25°C	32	36		dB
Output voltage regulation	$I_O = 1$ mA to 100 mA	25°C		27	180	mV
	$I_O = 1$ mA to 40 mA			19	90	
Output noise voltage	$f = 10$ Hz to 100 kHz	25°C		89		μ V
Dropout voltage		25°C		1.7		V
Bias current		25°C		4.7	6.5	mA
		125°C			6	
Bias current change	$V_I = 22V$ to 33V	Full range			1.5	mA
	$I_O = 1$ mA to 40 mA				0.1	

‡ Pulse-testing techniques maintain T_J as close to T_A as possible. Thermal effects must be taken into account separately. All characteristics are measured with a 0.33- μ F capacitor across the input and a 0.1- μ F capacitor across the output. Full range for the 78L05 is $T_J = 0^\circ C$ to $70^\circ C$

WS 78L18

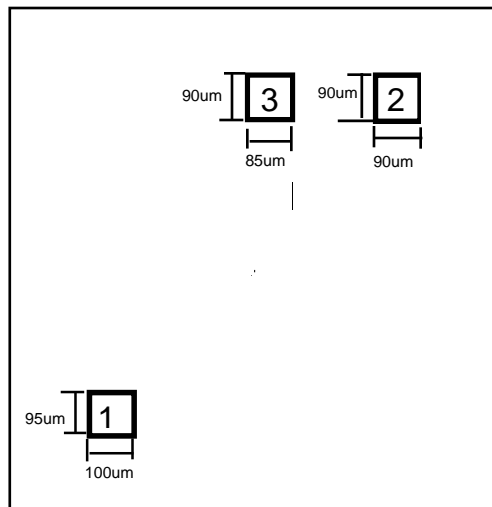
absolute maximum ratings over operating temperature range (unless otherwise noted)

78L18	PARAMETER	UNIT
Input voltage, V_I	35	V
Virtual junction temperature range, T_J	150	°C
Lead temperature 1,6 mm (1/16 inch) from case for 10 seconds	260	°C
Storage temperature range, T_{stg}	-65 to 150	°C

recommended operating conditions

78L18	MIN	MAX	UNIT
Input voltage, V_I	20.5	33	V
Output current, I_O		100	mA
Operating virtual junction temperature, T_J	0	70	°C

Pad Location 78L18



Chip size 1.0 x 1.2 mm

Pad N	Pad Name	X (um)	Y (um)
1	Ground	95	100
2	Input	820	1010
3	Output	535	1015



LittleDiode supplies new, hard to find or obsolete electronic components and semiconductors all over the world.

With over two million different components listed you are sure to find the part you need.

Feel free to visit us today at our online store:

LittleDiode.com

Looking forward to providing you with the best possible service.