

## HiPerFET™ Power MOSFETs

**IXFK / IXFN 44 N50**  
**IXFK / IXFN 48 N50**

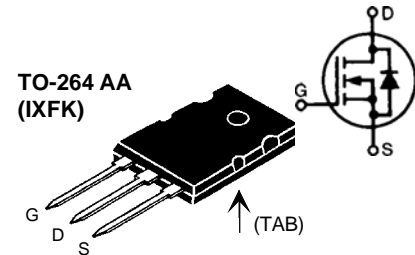
$V_{DSS}$	$I_{D25}$	$R_{DS(on)}$
<b>500 V</b>	<b>44 A</b>	<b>0.12 <math>\Omega</math></b>
<b>500 V</b>	<b>48 A</b>	<b>0.10 <math>\Omega</math></b>

**$t_{rr} \leq 250$  ns**

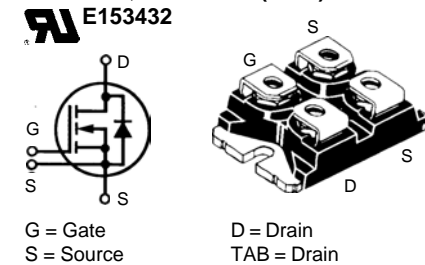
N-Channel Enhancement Mode  
Avalanche Rated, High dv/dt, Low  $t_{rr}$

Symbol	Test Conditions	Maximum Ratings		
		IXFK	IXFN	
$V_{DSS}$	$T_J = 25^\circ\text{C}$ to $150^\circ\text{C}$	500	500	V
$V_{DGR}$	$T_J = 25^\circ\text{C}$ to $150^\circ\text{C}$ ; $R_{GS} = 1$ M $\Omega$	500	500	V
$V_{GS}$	Continuous	$\pm 20$	$\pm 20$	V
$V_{GSM}$	Transient	$\pm 30$	$\pm 30$	V
$I_{D25}$	$T_C = 25^\circ\text{C}$	44N50	44	A
		48N50	48	A
$I_{DM}$	$T_C = 25^\circ\text{C}$ , pulse width limited by $T_{JM}$	44N50	176	A
		48N50	192	A
$I_{AR}$	$T_C = 25^\circ\text{C}$	24	24	A
$E_{AR}$	$T_C = 25^\circ\text{C}$	30	30	mJ
dv/dt	$I_S \leq I_{DM}$ , $di/dt \leq 100$ A/ $\mu\text{s}$ , $V_{DD} \leq V_{DSS}$ , $T_J \leq 150^\circ\text{C}$ , $R_G = 2$ $\Omega$	5	5	V/ns
$P_D$	$T_C = 25^\circ\text{C}$	500	520	W
$T_J$		-55 ... +150		$^\circ\text{C}$
$T_{JM}$			150	$^\circ\text{C}$
$T_{stg}$		-55 ... +150		$^\circ\text{C}$
$T_L$	1.6 mm (0.063 in) from case for 10 s	300	-	$^\circ\text{C}$
$V_{ISOL}$	50/60 Hz, RMS $t = 1$ min $I_{ISOL} \leq 1$ mA $t = 1$ s	-	2500	V~
		-	3000	V~
$M_d$	Mounting torque Terminal connection torque	0.9/6	1.5/13	Nm/lb.in.
		-	1.5/13	Nm/lb.in.
<b>Weight</b>		10	30	g

Symbol	Test Conditions	Characteristic Values ( $T_J = 25^\circ\text{C}$ , unless otherwise specified)		
		min.	typ.	max.
$V_{DSS}$	$V_{GS} = 0$ V, $I_D = 1$ mA	500		V
$V_{GS(th)}$	$V_{DS} = V_{GS}$ , $I_D = 8$ mA	2		V
$I_{GSS}$	$V_{GS} = \pm 20$ V <sub>DC</sub> , $V_{DS} = 0$			$\pm 200$ nA
$I_{DSS}$	$V_{DS} = 0.8 \cdot V_{DSS}$ $V_{GS} = 0$ V	$T_J = 25^\circ\text{C}$		400 $\mu\text{A}$
		$T_J = 125^\circ\text{C}$		2 mA
$R_{DS(on)}$	$V_{GS} = 10$ V, $I_D = 0.5 \cdot I_{D25}$  Pulse test, $t \leq 300$ $\mu\text{s}$ , duty cycle $d \leq 2$ %	44N50		0.12 $\Omega$
		48N50		0.10 $\Omega$



miniBLOC, SOT-227 B (IXFN)



G = Gate  
S = Source  
D = Drain  
TAB = Drain

### Features

- International standard packages
- Molding epoxies meet UL 94 V-0 flammability classification
- SOT-227B miniBLOC with aluminium nitride isolation
- Low  $R_{DS(on)}$  HDMOS™ process
- Unclamped Inductive Switching (UIS) rated
- Fast intrinsic rectifier

### Applications

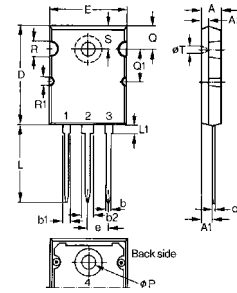
- DC-DC converters
- Synchronous rectification
- Battery chargers
- Switched-mode and resonant-mode power supplies
- DC choppers
- Temperature and lighting controls

### Advantages

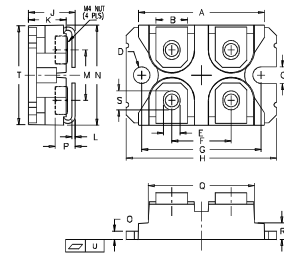
- Easy to mount
- Space savings
- High power density

Symbol	Test Conditions	Characteristic Values		
		(T <sub>J</sub> = 25°C, unless otherwise specified)		
		min.	typ.	max.
<b>g<sub>fs</sub></b>	V <sub>DS</sub> = 10 V; I <sub>D</sub> = 0.5 • I <sub>D25</sub> , pulse test	22	42	S
<b>C<sub>iss</sub></b> <b>C<sub>oss</sub></b> <b>C<sub>rss</sub></b>	V <sub>GS</sub> = 0 V, V <sub>DS</sub> = 25 V, f = 1 MHz		8400	pF
			900	pF
			280	pF
<b>t<sub>d(on)</sub></b> <b>t<sub>r</sub></b> <b>t<sub>d(off)</sub></b> <b>t<sub>f</sub></b>	V <sub>GS</sub> = 10 V, V <sub>DS</sub> = 0.5 • V <sub>DSS</sub> , I <sub>D</sub> = 0.5 • I <sub>D25</sub> R <sub>G</sub> = 1 Ω (External),		30	ns
			60	ns
			100	ns
			30	ns
<b>Q<sub>g(on)</sub></b> <b>Q<sub>gs</sub></b> <b>Q<sub>gd</sub></b>	V <sub>GS</sub> = 10 V, V <sub>DS</sub> = 0.5 • V <sub>DSS</sub> , I <sub>D</sub> = 0.5 • I <sub>D25</sub>		270	nC
			60	nC
			135	nC
<b>R<sub>thJC</sub></b> <b>R<sub>thCK</sub></b>	TO-264 AA		0.15	0.25 K/W
<b>R<sub>thJC</sub></b> <b>R<sub>thCK</sub></b>	miniBLOC, SOT-227 B		0.05	0.24 K/W

Symbol	Test Conditions	Characteristic Values		
		(T <sub>J</sub> = 25°C, unless otherwise specified)		
		min.	typ.	max.
<b>I<sub>S</sub></b>	V <sub>GS</sub> = 0 V			48 A
<b>I<sub>SM</sub></b>	Repetitive; pulse width limited by T <sub>JM</sub>			192 A
<b>V<sub>SD</sub></b>	I <sub>F</sub> = 100 A, V <sub>GS</sub> = 0 V, Pulse test, t ≤ 300 μs, duty cycle d ≤ 2 %			1.5 V
<b>t<sub>rr</sub></b> <b>Q<sub>RM</sub></b> <b>I<sub>RM</sub></b>	I <sub>F</sub> = I <sub>S</sub> , -di/dt = 100 A/μs, V <sub>R</sub> = 100 V		TBD	250 ns
			20	μC

**TO-264 AA Outline**


Dim.	Millimeter		Inches	
	Min.	Max.	Min.	Max.
A	4.82	5.13	.190	.202
A1	2.54	2.89	.100	.114
A2	2.00	2.10	.079	.083
b	1.12	1.42	.044	.056
b1	2.39	2.69	.094	.106
b2	2.90	3.09	.114	.122
c	0.53	0.83	.021	.033
D	25.91	26.16	1.020	1.030
E	19.81	19.96	.780	.786
e	5.46 BSC		.215 BSC	
J	0.00	0.25	.000	.010
K	0.00	0.25	.000	.010
L	20.32	20.83	.800	.820
L1	2.29	2.59	.090	.102
P	3.17	3.66	.125	.144
Q	6.07	6.27	.239	.247
Q1	8.38	8.69	.330	.342
R	3.81	4.32	.150	.170
R1	1.78	2.29	.070	.090
S	6.04	6.30	.238	.248
T	1.57	1.83	.062	.072

**miniBLOC, SOT-227 B**


M4 screws (4x) supplied

Dim.	Millimeter		Inches	
	Min.	Max.	Min.	Max.
A	31.50	31.88	1.240	1.255
B	7.80	8.20	0.307	0.323
C	4.09	4.29	0.161	0.169
D	4.09	4.29	0.161	0.169
E	4.09	4.29	0.161	0.169
F	14.91	15.11	0.587	0.595
G	30.12	30.30	1.186	1.193
H	38.00	38.23	1.496	1.505
J	11.68	12.22	0.460	0.481
K	8.92	9.60	0.351	0.378
L	0.76	0.84	0.030	0.033
M	12.60	12.85	0.496	0.506
N	25.15	25.42	0.990	1.001
O	1.98	2.13	0.078	0.084
P	4.95	5.97	0.195	0.235
Q	26.54	26.90	1.045	1.059
R	3.94	4.42	0.155	0.174
S	4.72	4.85	0.186	0.191
T	24.59	25.07	0.968	0.987
U	-0.05	0.1	-0.002	0.004

Fig. 1 Output Characteristics

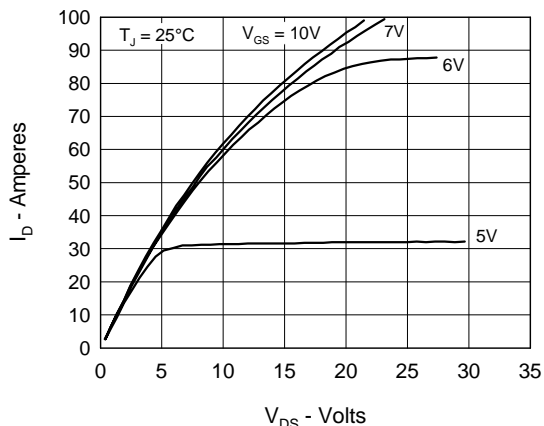


Fig. 2 Input Admittance

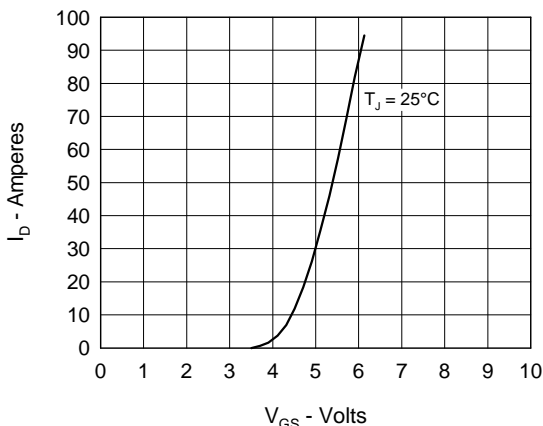


Fig. 3  $R_{DS(on)}$  vs. Drain Current

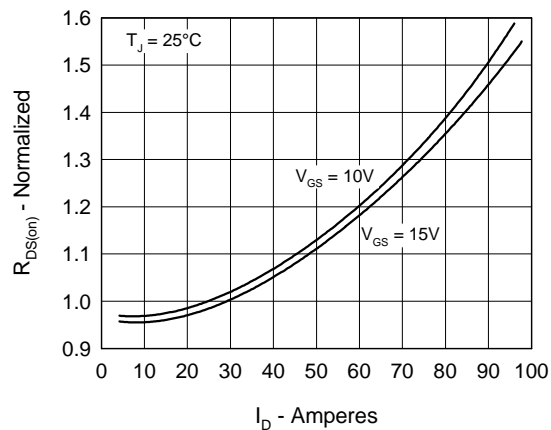


Fig. 4 Temperature Dependence of Drain to Source Resistance

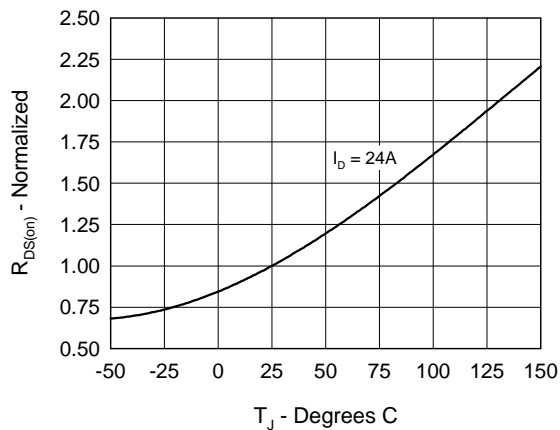


Fig. 5 Drain Current vs. Case Temperature

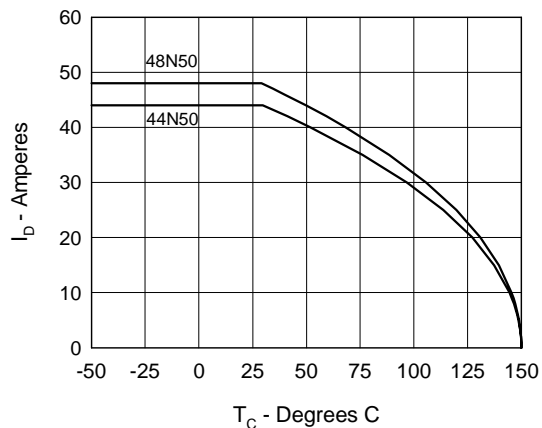


Fig. 6 Temperature Dependence of Breakdown and Threshold Voltage

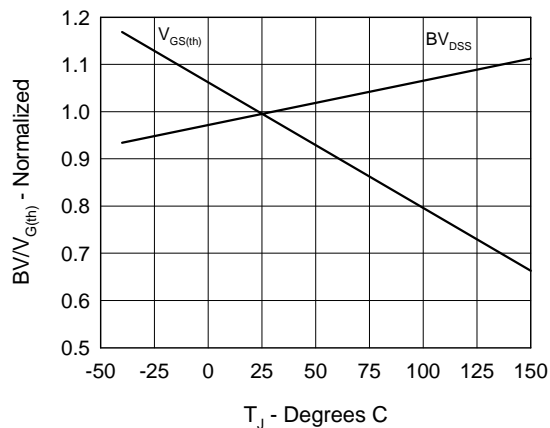


Fig.7 Gate Charge Characteristic Curve

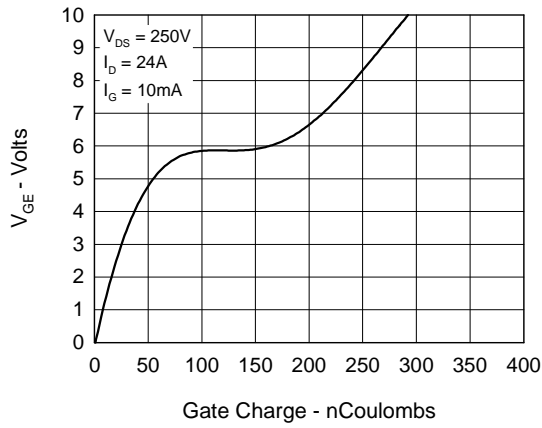


Fig.8 Capacitance Curves

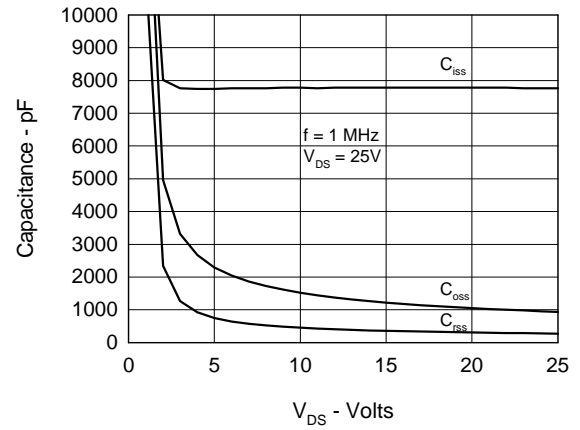


Fig.9 Source Current vs. Source to Drain Voltage

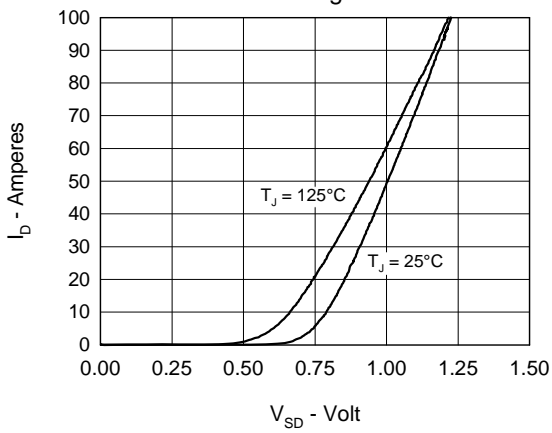
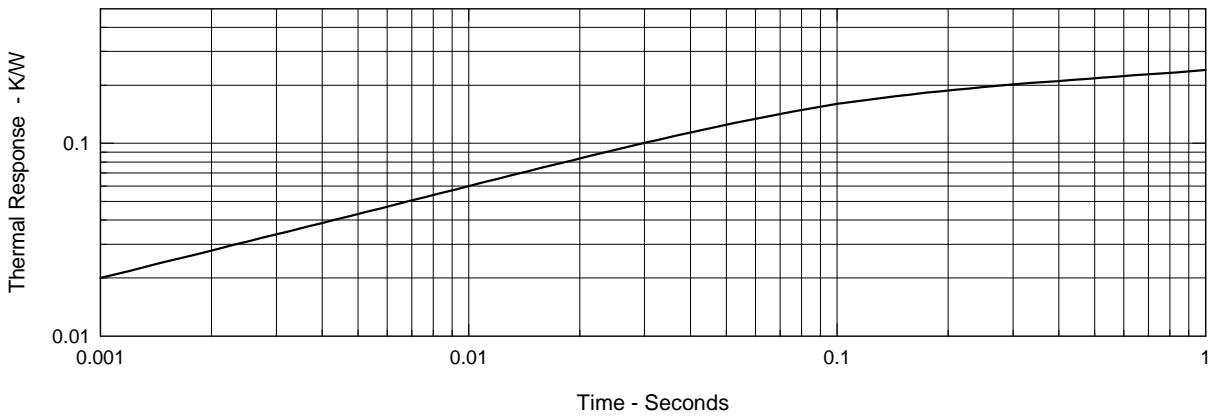


Fig.10 Transient Thermal Impedance





LittleDiode supplies new, hard to find or obsolete electronic components and semiconductors all over the world.

With over two million different components listed you are sure to find the part you need.

Feel free to visit us today at our online store:

[LittleDiode.com](http://LittleDiode.com)

Looking forward to providing you with the best possible service.