

MEDIUM-POWER NPN SILICON TRANSISTORS

... designed for switching and wide-band amplifier applications

FEATURES

- * DC Current Gain Specified to 7 Amperes.
- * Low Collector-Emitter Saturation Voltage
 $V_{CE(sat)} = 1.2V$ (Max) @ $I_C = 7.0 A$
- * Excellent Safe Operating Areas
- * Package in the Compact TO-66 Case

MAXIMUM RATINGS


Characteristic	Symbol	2N5427 2N5428	2N5429 2N5430	Unit
Collector-Base Voltage	V_{CBO}	80	100	V
Collector-Emitter Voltage	V_{CEO}	80	100	V
Emitter-Base Voltage	V_{EBO}	6.0		V
Collector Current - Continuous	I_C	7.0		A
Base Current-Continuous	I_B	1.0		A
Total Power Dissipation @ $T_C = 25^\circ C$ Derate above $25^\circ C$	P_D	40 228		W mW/ $^\circ C$
Operating and Storage Junction Temperature Range	T_J, T_{STG}	-65 to +200		$^\circ C$

THERMAL CHARACTERISTICS

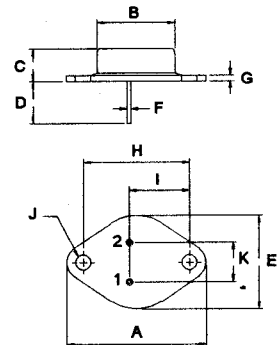
Characteristic	Symbol	Max	Unit
Thermal Resistance Junction to Case	$R_{\theta jc}$	4.37	$^\circ C/W$

**NPN
2N5427
Thru
2N5430**

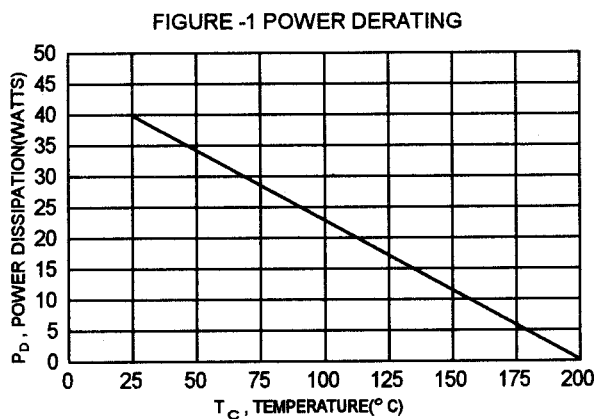
**7 AMPERE
POWER TRANSISTORS
NPN SILICON
80-100 VOLTS
40 WATTS**



TO-66



**PIN 1.BASE
2.EMITTER
COLLECTOR(CASE)**



DIM	MILLIMETERS	
	MIN	MAX
A	30.60	32.52
B	13.85	14.16
C	6.54	7.22
D	9.50	10.50
E	17.26	18.46
F	0.76	0.92
G	1.38	1.65
H	24.16	24.78
I	13.84	15.60
J	3.32	3.92
K	4.86	5.34

ELECTRICAL CHARACTERISTICS ($T_c = 25^\circ\text{C}$ unless otherwise noted)

Characteristic	Symbol	Min	Max	Unit
----------------	--------	-----	-----	------

OFF CHARACTERISTICS

Collector-Emitter Sustaining Voltage (1) ($I_C = 50\text{ mA}$, $I_B = 0$)	2N5427, 2N5428 2N5429, 2N5430	$V_{CEO(sus)}$	80 100	V
Collector Cutoff Current ($V_{CE} = 75\text{ V}$, $V_{BE(off)} = -1.5\text{ V}$) ($V_{CE} = 90\text{ V}$, $V_{BE(off)} = -1.5\text{ V}$) ($V_{CE} = 75\text{ V}$, $V_{BE(off)} = -1.5\text{ V}$, $T_c = 150^\circ\text{C}$) ($V_{CE} = 90\text{ V}$, $V_{BE(off)} = -1.5\text{ V}$, $T_c = 150^\circ\text{C}$)	2N5427, 2N5428 2N5429, 2N5430 2N5427, 2N5428 2N5429, 2N5430	I_{CEX}	0.1 0.1 1.0 1.0	mA
Collector Cutoff Current ($V_{CB} = \text{Rated } V_{CBO}$, $I_E = 0$)		I_{CBO}	0.1	mA
Emitter Cutoff Current ($V_{EB} = 6.0\text{ V}$, $I_C = 0$)	All Types	I_{EBO}	0.1	mA

ON CHARACTERISTICS (1)

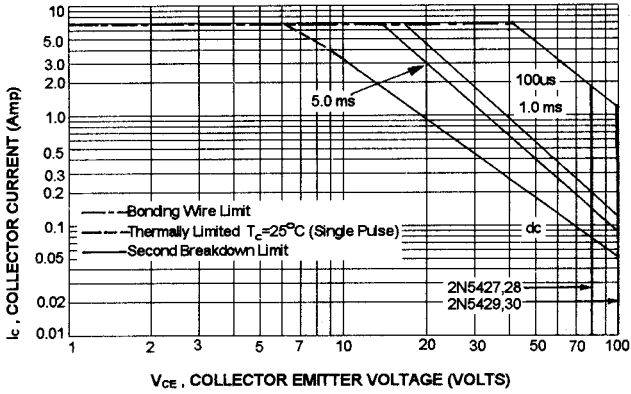
DC Current Gain ($I_C = 0.5\text{ A}$, $V_{CE} = 2.0\text{ V}$) ($I_C = 2.0\text{ A}$, $V_{CE} = 2.0\text{ V}$) ($I_C = 5.0\text{ A}$, $V_{CE} = 2.0\text{ V}$)	2N5427, 2N5429 2N5428, 2N5430 2N5427, 2N5429 2N5428, 2N5430 2N5427, 2N5429 2N5428, 2N5430	h_{FE}	30 60 30 60 20 40	120 240
Collector-Emitter Saturation Voltage ($I_C = 2.0\text{ A}$, $I_B = 0.2\text{ A}$) ($I_C = 7.0\text{ A}$, $I_B = 0.7\text{ A}$)		$V_{CE(sat)}$	0.7 1.2	V
Base-Emitter Saturation Voltage ($I_C = 2.0\text{ A}$, $I_B = 0.2\text{ A}$) ($I_C = 7.0\text{ A}$, $I_B = 0.7\text{ A}$)		$V_{BE(sat)}$	1.2 2.0	V

DYNAMIC CHARACTERISTICS

Current-Gain Bandwidth Product (2) ($I_C = 500\text{ mA}$, $V_{CE} = 10\text{ V}$, $f = 10\text{ MHz}$)	f_T	20		MHz
--	-------	----	--	-----

(1) Pulse Test: Pulse width = 300 μs , Duty Cycle $\leq 2.0\%$ (2) $f_T = |h_{fe}| \cdot f_{test}$

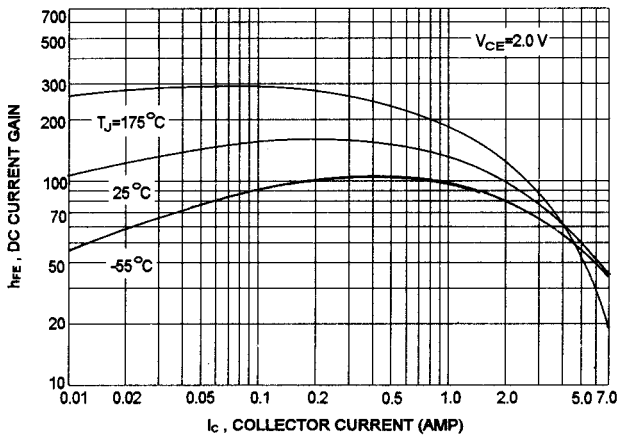
ACTIVE-REGION SAFE OPERATING AREA (SOA)



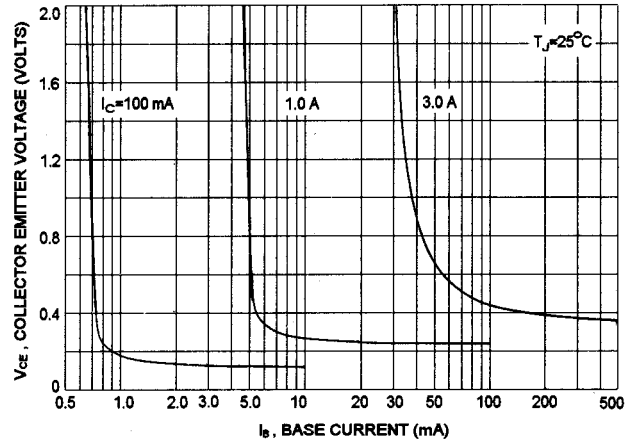
There are two limitation on the power handling ability of a transistor: average junction temperature and second breakdown safe operating area curves indicate I_C - V_{CE} limits of the transistor that must be observed for reliable operation i.e., the transistor must not be subjected to greater dissipation than curves indicate.

The data of SOA curve is base on $T_{J(PK)}=200^\circ\text{C}$; T_C is variable depending on conditions. second breakdown pulse limits are valid for duty cycles to 10% provided $T_{J(PK)} \leq 200^\circ\text{C}$. At high case temperatures, thermal limitation will reduce the power that can be handled to values less than the limitations imposed by second breakdown

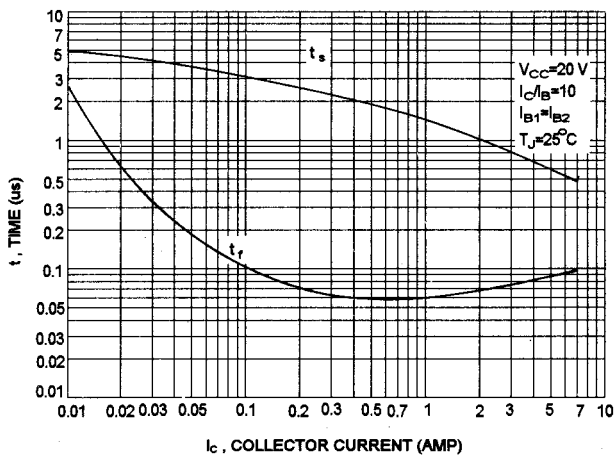
DC CURRENT GAIN



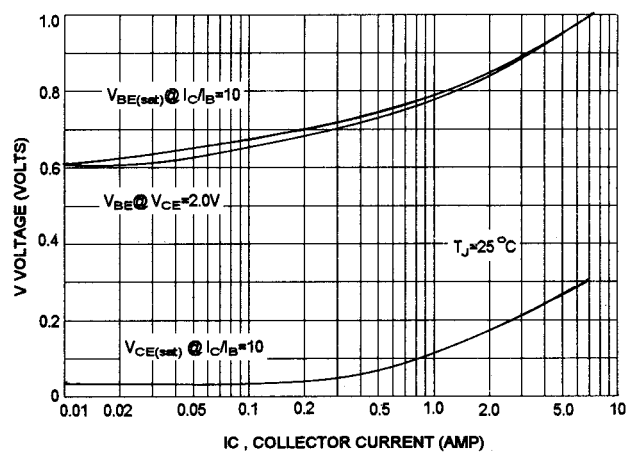
COLLECTOR SATURATION REGION



TURN-OFF TIME



"ON" VOLTAGES





LittleDiode supplies new, hard to find or obsolete electronic components and semiconductors all over the world.

With over two million different components listed you are sure to find the part you need.

Feel free to visit us today at our online store:

LittleDiode.com

Looking forward to providing you with the best possible service.