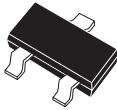


**CMPD1001
CMPD1001A
CMPD1001S**

**HIGH CURRENT
SWITCHING DIODE**



SOT-23 CASE

DESCRIPTION:

The CENTRAL SEMICONDUCTOR CMPD1001 series types are silicon switching diodes manufactured by the epitaxial planar process, designed for applications requiring high current capability.

The following configurations are available:

CMPD1001	SINGLE
CMPD1001S	DUAL, IN SERIES
CMPD1001A	DUAL, COMMON ANODE

MARKING CODE: L20
MARKING CODE: L21
MARKING CODE: L22

MAXIMUM RATINGS ($T_A=25^{\circ}\text{C}$)

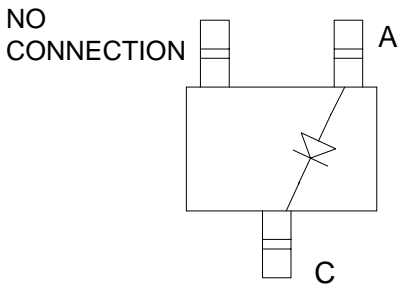
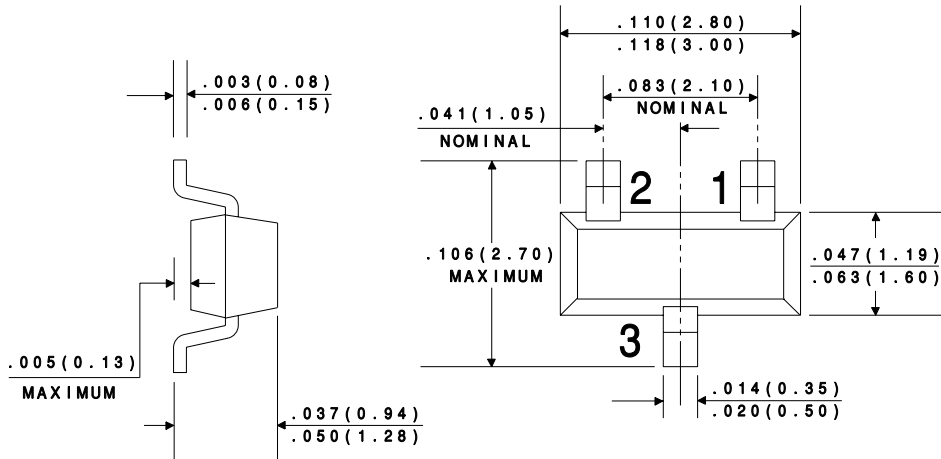
	SYMBOL		UNITS
Continuous Reverse Voltage	V_R	90	V
Continuous Forward Current	I_F	250	mA
Peak Repetitive Forward Current	I_{FRM}	600	mA
Peak Repetitive Reverse Current	I_{RRM}	600	mA
Forward Surge Current, $t_p=1 \mu\text{s}$	I_{FSM}	6000	mA
Forward Surge Current, $t_p=1 \text{ s}$	I_{FSM}	1000	mA
Power Dissipation	P_D	350	mW
Operating and Storage			
Junction Temperature	T_J, T_{stg}	-65 to +150	$^{\circ}\text{C}$
Thermal Resistance	Θ_{JA}	357	$^{\circ}\text{C/W}$

ELECTRICAL CHARACTERISTICS ($T_A=25^{\circ}\text{C}$ unless otherwise noted)

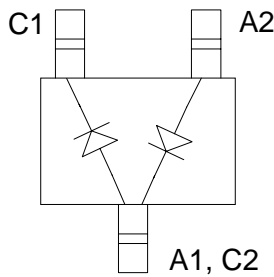
SYMBOL	TEST CONDITIONS	MIN	MAX	UNIT
BV_R	$I_R=100 \mu\text{A}$	90		V
I_R	$V_R=90\text{V}$		100	nA
I_R	$V_R=90\text{V}, T_A=150^{\circ}\text{C}$		100	μA
V_F	$I_F=10\text{mA}$		0.75	V

SYMBOL	TEST CONDITIONS	MIN	MAX	UNIT
V_F	$I_F=50\text{mA}$		0.84	V
V_F	$I_F=100\text{mA}$		0.90	V
V_F	$I_F=200\text{mA}$		1.00	V
V_F	$I_F=400\text{mA}$		1.25	V
C_T	$V_R=0, f=1\text{ MHz}$		35	pF
t_{rr}	$I_F=I_R=30\text{mA}, \text{RECOV. TO } 3.0\text{mA}, R_L=100\Omega$		50	ns

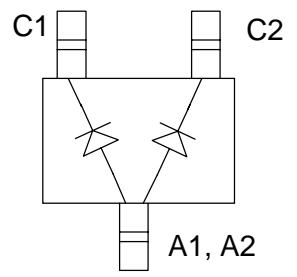
All dimensions in inches (mm).



CMPD1001



CMPD1001S



CMPD1001A



LittleDiode supplies new, hard to find or obsolete electronic components and semiconductors all over the world.

With over two million different components listed you are sure to find the part you need.

Feel free to visit us today at our online store:

LittleDiode.com

Looking forward to providing you with the best possible service.