



BY296 THRU BY299S

FAST RECOVERY SILICON RECTIFIER

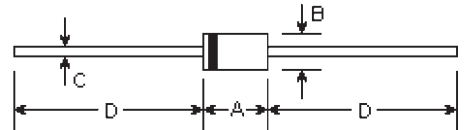
Reverse Voltage - 100 to 1000 Volts

Forward Current - 2.0 Amperes

Features

- Fast recovery diodes
- Diffused junction
- High current capability
- The plastic material carries U/L recognition 94V-0
- Terminals: Axial leads
- Polarity: Color band denotes cathode

DO-201AD



Mounting Instruction

- Min. distance from body to soldering point, 4mm
- Max. solder temperature, 350°C
- Max. soldering time: 3.5 Sec.
- Do not bend lead at a point closer than 3mm to the body

DIMENSIONS					
DIM	inches		mm		Note
	Min.	Max.	Min.	Max.	
A	0.283	0.374	7.20	9.50	
B	0.189	0.208	4.80	5.30	ϕ
C	0.048	0.051	1.20	1.30	ϕ
D	1.000	-	25.40	-	

Maximum Ratings and Electrical Characteristics

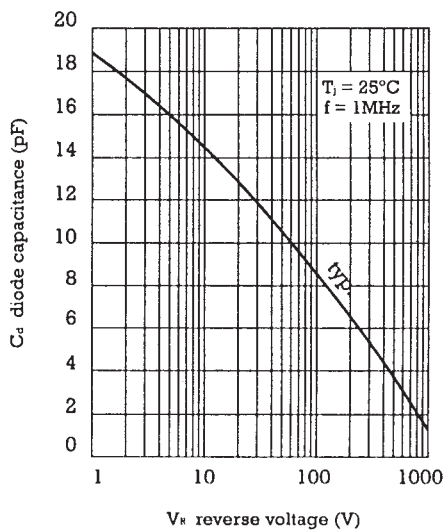
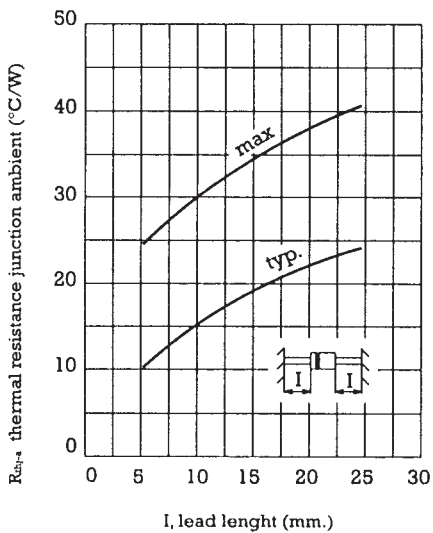
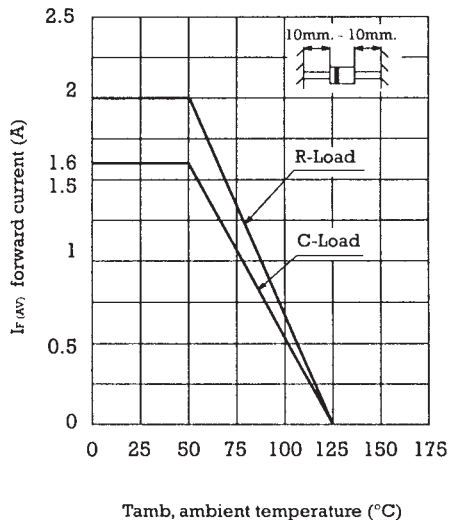
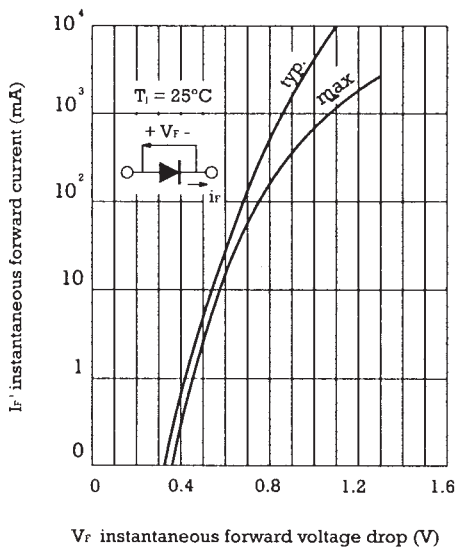
Ratings at 25°C ambient temperature unless otherwise specified.

	Symbols	BY296	BY297	BY298	BY299	BY299S	Units
Peak repetitive and non recurrent reverse voltage	V_{RRM}	100	200	400	800	1000	Volts
Forward current, R load at $T_{amb}=50^{\circ}C$	$I_{(AV)}$	2.0					Amps
8.3mS peak forward surge current at $T_j=25^{\circ}C$	I_{FSM}	70.0					Amps
Recurrent peak forward current (A)	I_{FRM}	10.0					Amps
Maximum forward voltage drop at $I_F=2.0A$	V_F	1.3					Volts
Maximum reverse current at V_{RRM} at 25°C	I_R	10.0					µA
Maximum reverse recovery time (Note 1)	T_{rr}	250					nS
Maximum thermal resistance (l=10mm)	$R_{\theta JA}$	30.0					°C/W
Operating and storage temperature range	T_J, T_{STG}	-65 to +125					°C

Note:

(1) Reverse recovery test conditions: $I_F=0.5A, I_R=1.0A, I_{rr}=0.25A$

RATINGS AND CHARACTERISTIC CURVES





LittleDiode supplies new, hard to find or obsolete electronic components and semiconductors all over the world.

With over two million different components listed you are sure to find the part you need.

Feel free to visit us today at our online store:

LittleDiode.com

Looking forward to providing you with the best possible service.