



Microsemi Corp.
The diode experts

SCOTTSDALE, AZ

For more information call:
(602) 941-6300

40SL SERIES

4 AMP AXIAL-LEAD FAST RECOVERY RECTIFIER DIODES

DESCRIPTION/FEATURES

- ECONOMICAL 4 AMP I_O MOLDED DEVICE OFFERS CAPABILITY OF STUD-MOUNTED RECTIFIERS
- 150 AMPS SURGE PROVIDES HIGH IN-RUSH CURRENT CAPABILITY
- WIDE VOLTAGE RANGE AVAILABLE: 50 TO 1000 VOLTS V_{RRM}

MAJOR RATINGS AND CHARACTERISTICS

	40 SL	
$I_{F(AV)}$	4	A
at Max. T_L	62	°C
I_{FSM} at 50Hz	143	A
I_{FSM} at 60Hz	150	A
I^2t at 50Hz	103	A ² s
I^2t at 60Hz	94	A ² s
T_J	-40 to 150	°C
V_{RRM} Range	50 - 1000	V
t_{rr}	200	ns

VOLTAGE RATINGS

Part Number	Working V_{RRM} Peak Reverse Voltage	V_R (V) Max. Direct Reverse Voltage
	$T_J = -40^\circ\text{C}$ to 200°C	$T_J = -40^\circ\text{C}$ to 200°C
40SL05	50	50
40SL1	100	100
40SL2	200	200
40SL4	400	400
40SL5	500	500
40SL6	600	600
40SL8	800	800
40SL10	1000	1000

ELECTRICAL SPECIFICATIONS

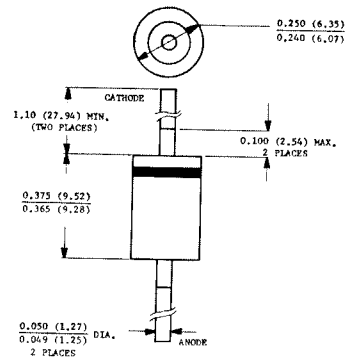
	40SL	Units	Conditions
$I_{F(AV)}$ Max. average forward current	4	A	1-phase operation, 180° conduction, $T_L = 95^\circ\text{C}$, $\ell = 9.5$ mm (0.375 in.)
I_{FSM} Max. peak one-cycle non-repetitive surge current	143	A	Half cycle 50Hz sine wave or 6ms rectangular pulse Following any rated load condition and with rated V_{RRM} applied.
	150		Half cycle 60Hz sine wave or 5ms rectangular pulse
	170		Half cycle 50Hz sine wave or 6ms rectangular pulse Following any rated load condition and with V_{RRM} applied following surge = 0.
	178		Half cycle 60Hz sine wave or 5ms rectangular pulse
I^2t Max. I^2t for fusing	103	A ² s	$t = 10$ ms With rated V_{RRM} applied following surge, initial $T_J = 175^\circ\text{C}$.
	94		$t = 8.3$ ms
	145		$t = 10$ ms With $V_{RRM} = 0$ following surge, initial $T_J = 175^\circ\text{C}$.
	132		$t = 8.3$ ms
$I^2\sqrt{t}$ Max. $I^2\sqrt{t}$ for individual device fusing (Note 1.)	1450	A ² \sqrt{s}	$t = 0.1$ to 10ms, $V_{RRM} = 0$ following surge.
V_{FM} Max. peak forward voltage	1.40	V	$I_{F(AV)} = 4\text{A}$ (12.6A peak), $T_J = 25^\circ\text{C}$
$I_{R(AV)}$ Max. average reverse current	5	mA	$T_L = 62^\circ\text{C}$, $V_{RRM} = \text{rated } V_{RRM}$, $I_{F(AV)} = \text{rated } I_{F(AV)}$, 1 phase operation.
I_R Max. dc reverse current	3	mA	$T_L = 100^\circ\text{C}$ — $V_R = \text{Rated } V_R$
	25	μA	$T_L = 25^\circ\text{C}$
t_{rr} Max. reverse recovery time	200	ns	$T_L = 25^\circ\text{C}$, $I_F = 1\text{A}$, $V_R = 30\text{V}$
			$di/dt = 25\text{A}/\mu\text{s}$
$I_{RM(REC)}$ Max. peak reverse recovery current	5	A	$T_L = 25^\circ\text{C}$, $I_{FM} = 12.5\text{A}$, $t_p \approx 1.6\mu\text{s}$, $di/dt = 25\text{A}/\mu\text{s}$

THERMAL MECHANICAL SPECIFICATIONS

T_J	Max. operating junction temperature range	-40°C to 150	°C
T_{stg}	Max. storage temperature range	-40°C to 175	°C
R_{thJC}	Max. internal thermal resistance, junction-to-leads	--	deg C/W (Note 2.)
	ℓ	Length of leads (ℓ) (1/8") 3.2 mm	11.0
		Length of leads (ℓ) (3/8") 9.5 mm	14.7
		Length of leads (ℓ) (3/4") 19 mm	20.0
wt	Approximate weight	1.5 (0.053)	g (oz)

Note 1. I^2t for time $t_x = I^2t / I^2 \sqrt{t_x}$

Note 2. DC operation, double side cooled, measured 9.5 mm (0.375 in.) from body.



All Dimensions in Inches and (Millimeters)

MECHANICAL CHARACTERISTICS

CASE: Molded plastic use Flame Retardant Epoxy.

TERMINALS: Axial leads, solderable per MIL-STD-202, Method 208.

POLARITY: Color band denotes cathode.

MOUNTING POSITION: Any.

40SL Series

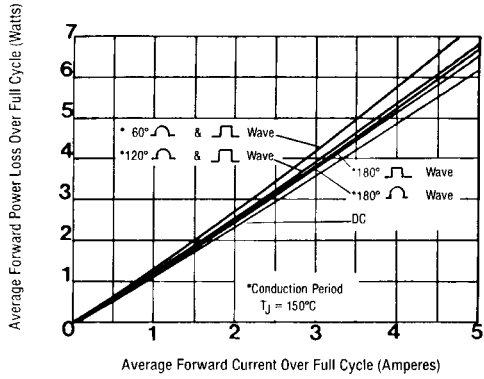


FIGURE 1
MAXIMUM LOW-LEVEL AVERAGE FORWARD POWER LOSS VS. AVERAGE FORWARD CURRENT

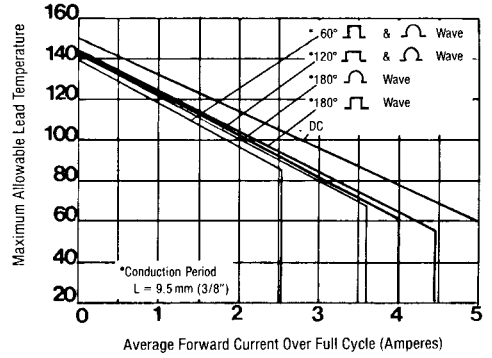


FIGURE 2
AVERAGE FORWARD CURRENT VS. LEAD TEMPERATURE

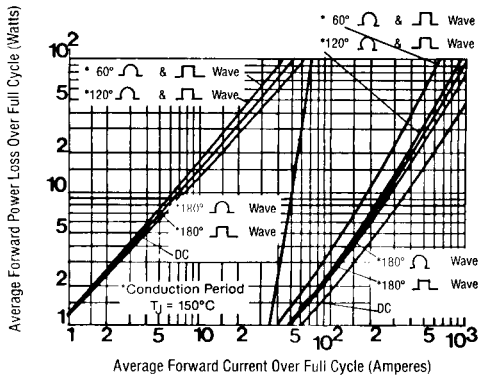


FIGURE 3
MAXIMUM HIGH-LEVEL FORWARD POWER LOSS VS. AVERAGE FORWARD CURRENT

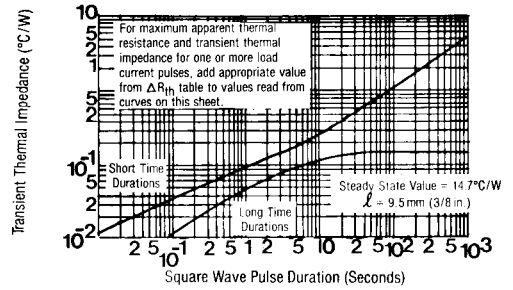


FIGURE 4
MAXIMUM TRANSIENT THERMAL IMPEDANCE JUNCTION TO LEAD VS. PULSE DURATION

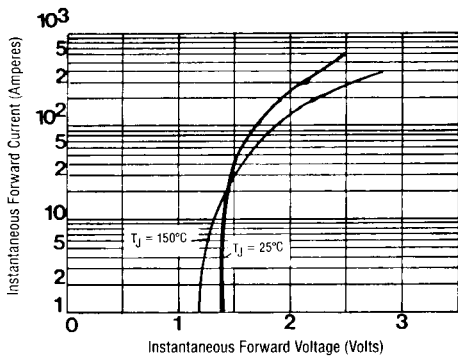


FIGURE 5
MAXIMUM FORWARD VOLTAGE VS. FORWARD CURRENT

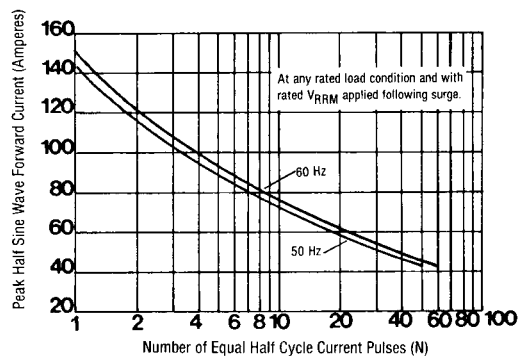


FIGURE 6
MAXIMUM NON-REPETITIVE SURGE CURRENT VS. NUMBER OF CURRENT PULSES



LittleDiode supplies new, hard to find or obsolete electronic components and semiconductors all over the world.

With over two million different components listed you are sure to find the part you need.

Feel free to visit us today at our online store:

LittleDiode.com

Looking forward to providing you with the best possible service.