



Micro Commercial Components
21201 Itasca Street Chatsworth
CA 91311
Phone: (818) 701-4933
Fax: (818) 701-4939

DL4154

Features

- Fast Switching Speed
- Low Current Leakage
- Low Cost
- Compression Bond Construction
- Surface Mount Application

Maximum Ratings

- Operation & Storage Temperature: -55°C to +150°C
- Maximum Thermal Resistance: 400k/W Junction to Ambient

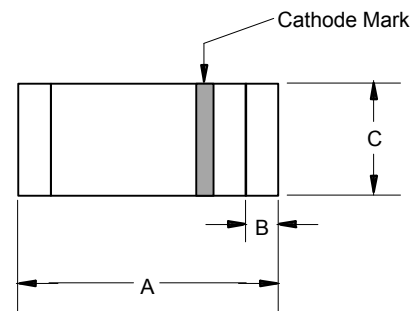
Electrical Characteristics @ 25°C Unless Otherwise Specified

Reverse Voltage	V_R	25V	
Peak Reverse Voltage	V_{RM}	35V	
Average Rectified Current	I_O	150mA	Resistive Load $f > 50\text{Hz}$
Power Dissipation	P_{TOT}	500mW	
Junction Temperature	T_J	175°C	
Maximum Instantaneous Forward Volt.	V_F	1.0V	$I_{FM}=10\text{mA};$ $T_J=25^\circ\text{C}$
Maximum DC Reverse Current At Rated DC Blocking Volt.	I_R	0.1uA	$V_R=25\text{V}$ $T_J=25^\circ\text{C}$
Typical Junction Capacitance	C_J	4pF	Measured at 1.0MHz, $V_R=4.0\text{V}$
Reverse Recovery Time	T_{rr}	2nS	$I_F=10\text{mA}$ $V_R=6\text{V}$ $I_R=1\text{mA}$ $R_L=100\text{OHMS}$

Pulse test: Pulse width 300 usec, Duty cycle 2%.

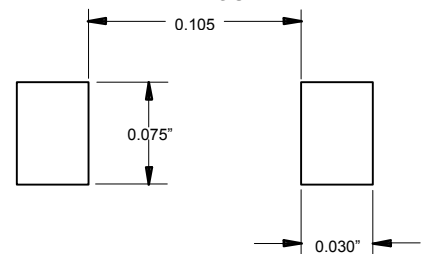
Schottky Barrier Switching Diode

MINIMELF



DIM	DIMENSION				NOTE
	INCHES		MM		
	MIN	MAX	MIN	MAX	
A	.134	.142	3.40	3.60	
B	.008	.016	.20	.40	
C	.055	.059	1.40	1.50	

SUGGESTED SOLDER PAD LAYOUT



DL4154

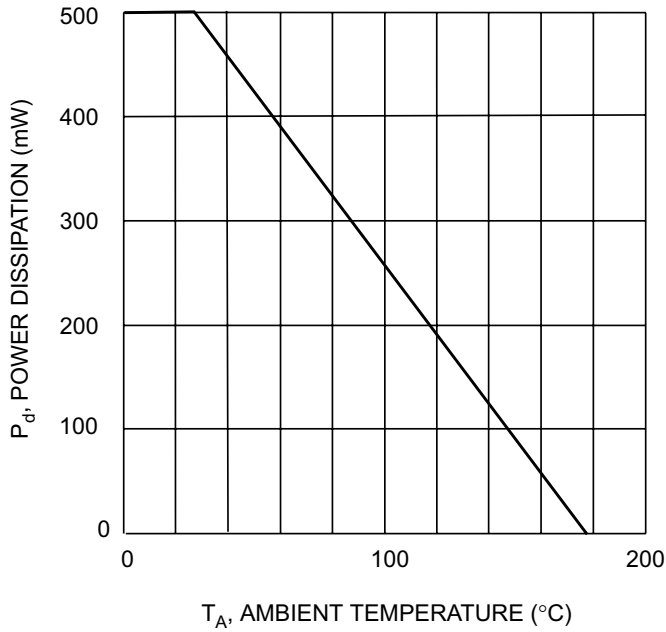


Fig. 1 Power Derating Curve

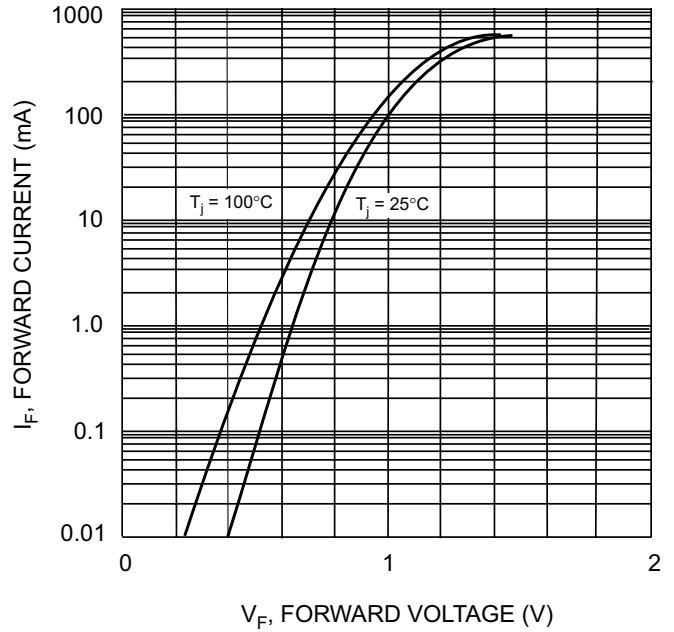


Fig. 2 Forward Characteristics

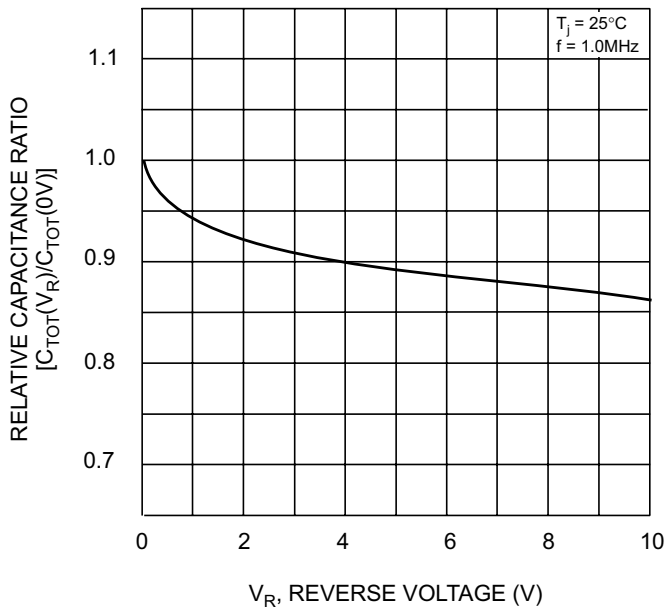


Fig. 3 Relative Capacitance Variation

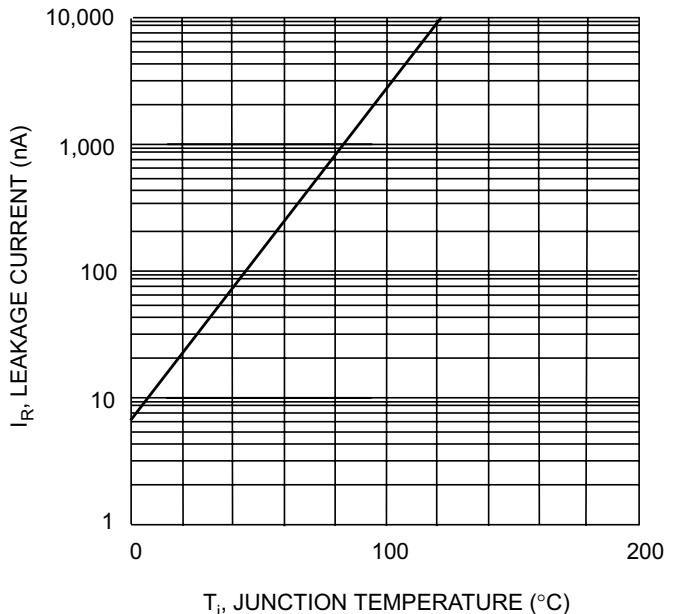


Fig. 4 Leakage Current vs Junction Temperature



LittleDiode supplies new, hard to find or obsolete electronic components and semiconductors all over the world.

With over two million different components listed you are sure to find the part you need.

Feel free to visit us today at our online store:

LittleDiode.com

Looking forward to providing you with the best possible service.