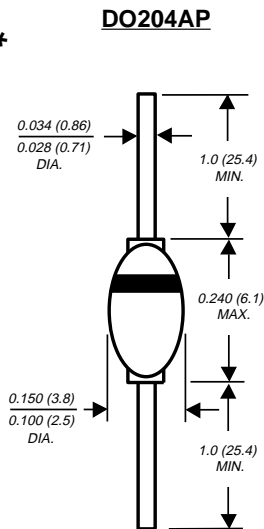


GI1-1200 THRU GI1-1600

MINIATURE HIGH VOLTAGE GLASS PASSIVATED RECTIFIER

Reverse Voltage - 1200 to 1600 Volts Forward Current - 1.0 Ampere

PATENTED *



Dimensions in inches and (millimeters)

* Brazed-lead assembly is covered by Patent No. 3,930,306

FEATURES

- ◆ High temperature metallurgically bonded construction
- ◆ Glass passivated cavity-free junction package
- ◆ 1.0 Ampere operation at $T_A=75^\circ\text{C}$ with no thermal runaway
- ◆ Typical I_R less than $0.1\mu\text{A}$
- ◆ Hermetically sealed package
- ◆ Capable of meeting environmental standards of MIL-S-19500
- ◆ High temperature soldering guaranteed: $350^\circ\text{C}/10$ seconds, 0.375" (9.5mm) lead length, 5 lbs. (2.3kg) tension



MECHANICAL DATA

Case: JEDEC DO-204AP solid glass body
Terminals: Solder plated axial leads, solderable per MIL-STD-750, Method 2026
Polarity: Color band denotes cathode end
Mounting Position: Any
Weight: 0.02 ounce, 0.56 grams

MAXIMUM RATINGS AND ELECTRICAL CHARACTERISTICS

Ratings at 25°C ambient temperature unless otherwise specified.

	SYMBOLS	GI1-1200	GI1-1400	GI1-1600	UNITS
Maximum repetitive peak reverse voltage	V_{RRM}	1200	1400	1600	Volts
Maximum RMS voltage	V_{RMS}	840	980	1120	Volts
Maximum DC blocking voltage	V_{DC}	1200	1400	1600	Volts
Maximum average forward rectified current 0.375" (9.5mm) lead length at $T_A=75^\circ\text{C}$	$I_{(AV)}$	1.0			Amp
Peak forward surge current 8.3ms single half sine-wave superimposed on rated load (JEDEC Method)	I_{FSM}	30.0			Amps
Maximum instantaneous forward voltage at 1.0A 3.14A	V_F	1.1 1.3			Volts
Maximum DC reverse current at rated DC blocking voltage $T_A=25^\circ\text{C}$ $T_A=100^\circ\text{C}$	I_R	10.0 100.0			μA
Maximum reverse recovery time (NOTE 1)	t_{fr}	25.0			μs
Maximum forward recovery time (NOTE 2)	t_{fr}	1.0			μs
Typical junction capacitance (NOTE 3)	C_J	15.0			pF
Typical thermal resistance (NOTE 4)	$R_{\theta JA}$	55.0			$^\circ\text{C}/\text{W}$
Operating junction and storage temperature range	T_J, T_{STG}	-65 to +175			$^\circ\text{C}$

NOTES:

- (1) Measured on Tektronix Type "S" recovery plug-in, Tektronix 545 scope or equivalent $I_{FM}=20\text{mA}$, $I_{RM}=2\text{mA}$
- (2) Measured on Tektronix Type "S" recovery plug-in, Tektronix 545 or equivalent, $I_{FM}=20\text{mA}$
- (3) Measured at 1.0 MHz and applied reverse voltage of 4.0 Volts
- (4) Thermal resistance from junction to ambient at 0.375" (9.5mm) lead length, P.C.B. mounted

RATINGS AND CHARACTERISTIC CURVES GI1-1200 AND GI1-1600

FIG. 1 - FORWARD CURRENT DERATING CURVE

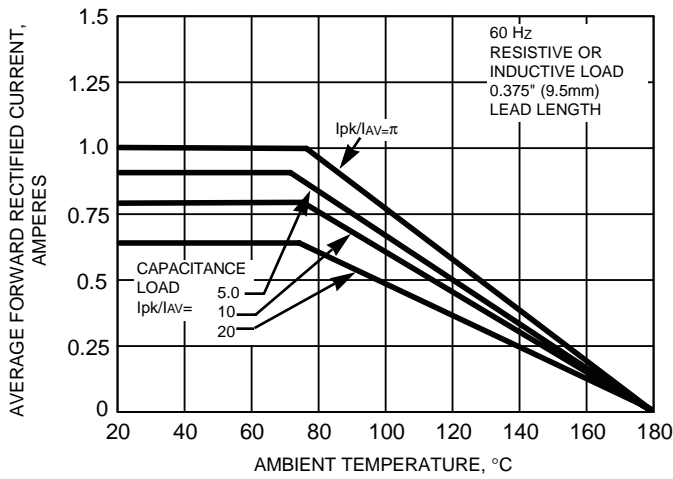


FIG. 2 - MAXIMUM NON-REPETITIVE PEAK FORWARD SURGE CURRENT

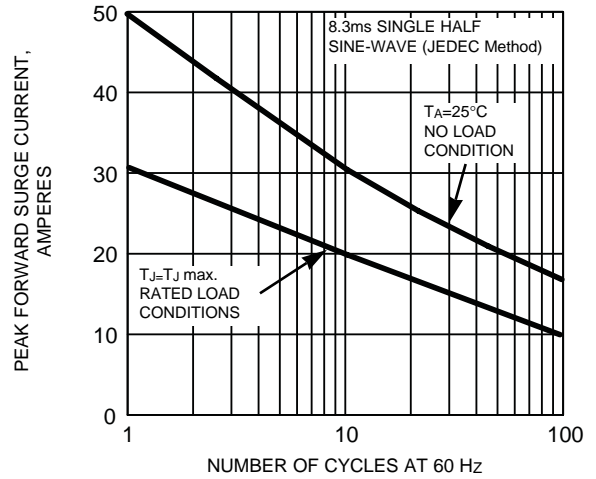


FIG. 3 - TYPICAL INSTANTANEOUS FORWARD CHARACTERISTICS

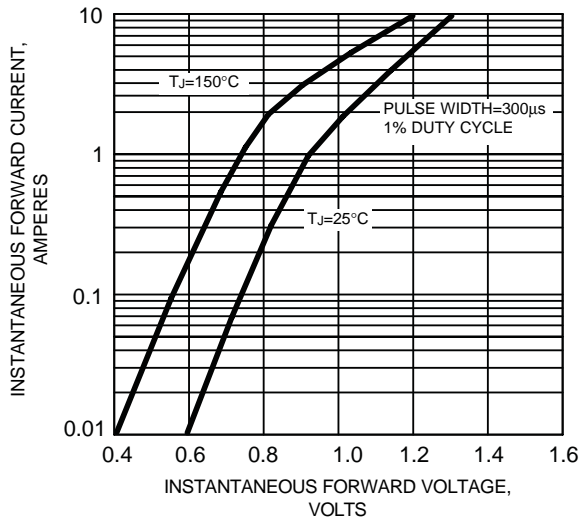


FIG. 4 - TYPICAL REVERSE CHARACTERISTICS

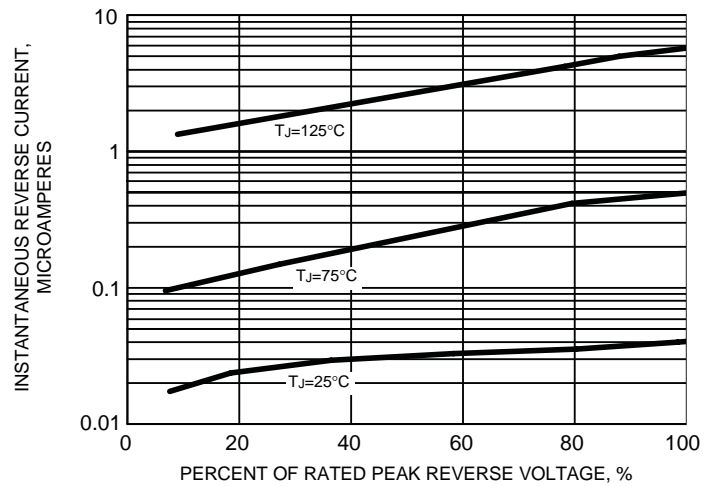
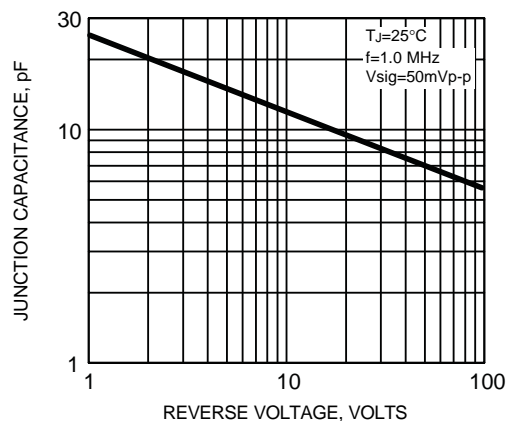


FIG. 5 - TYPICAL JUNCTION CAPACITANCE





LittleDiode supplies new, hard to find or obsolete electronic components and semiconductors all over the world.

With over two million different components listed you are sure to find the part you need.

Feel free to visit us today at our online store:

LittleDiode.com

Looking forward to providing you with the best possible service.