

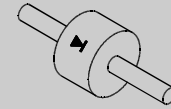
2,500 V - 10,000 V Rectifiers

1.5 A - 3.0 A Forward Current

3000 ns Recovery Time

K25S
K50S
K100S

AXIAL LEADED
EPOXY MOLDED

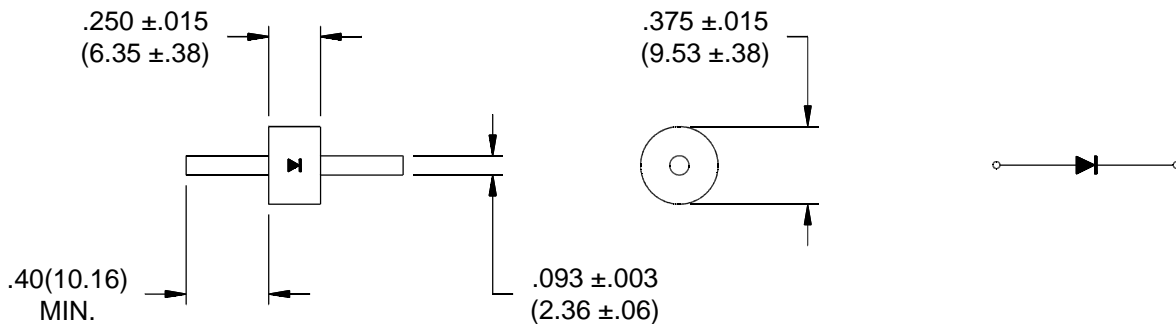


5

ELECTRICAL CHARACTERISTICS AND MAXIMUM RATINGS

Part Number	Working Reverse Voltage (V _{rw})	Average Rectified Current (I _o)		Reverse Current @ V _{rw} (I _r)		Forward Voltage (V _f)		1 Cycle Surge Current t _p =8.3ms (I _{fsm})	Repetitive Surge Current (I _{frm})	Reverse Recovery Time (3) (T _{rr})	Thermal Impedance θ _{J-L}		Junction Cap. @50VDC @ 1kHz (C _j)
		55°C(1)	100°C(2)	25°C	100°C	25°C	25°C				L=.000	L=.250	
	Volts	Amps	Amps	µA	µA	Volts	Amps	25°C	25°C	25°C	°C/W	°C/W	pF
K25S	2500	3.00	1.50	2.0	100	5.5	3.0	200	50	3000	2	4.5	70
K50S	5000	2.20	1.10	2.0	100	8.5	2.2	150	35	3000	2	4.5	50
K100S	10000	1.50	0.75	2.0	100	12.0	1.5	100	25	3000	2	4.5	35

(1)TL=55°C L=0.375" (2)TL=100°C L=0.375" (3)I_f=0.5A, I_r=1.0A, I_{rr}=0.25A *Op. Temp.= -55°C to +150°C Stg. Temp.= -55°C to +175°C



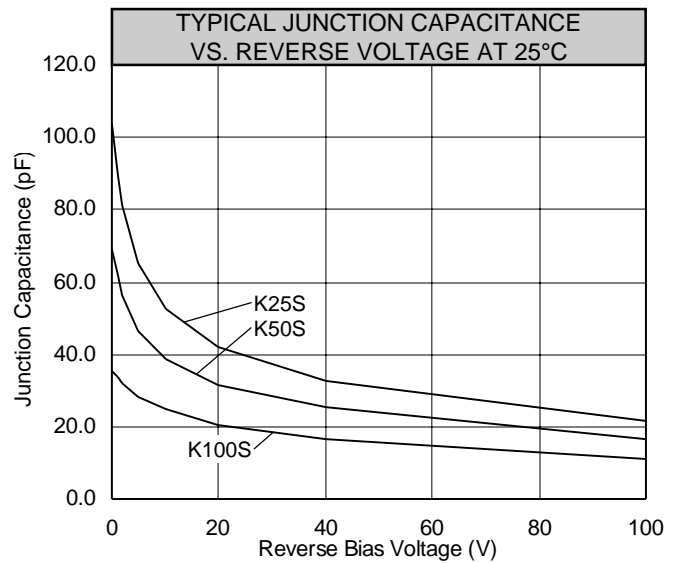
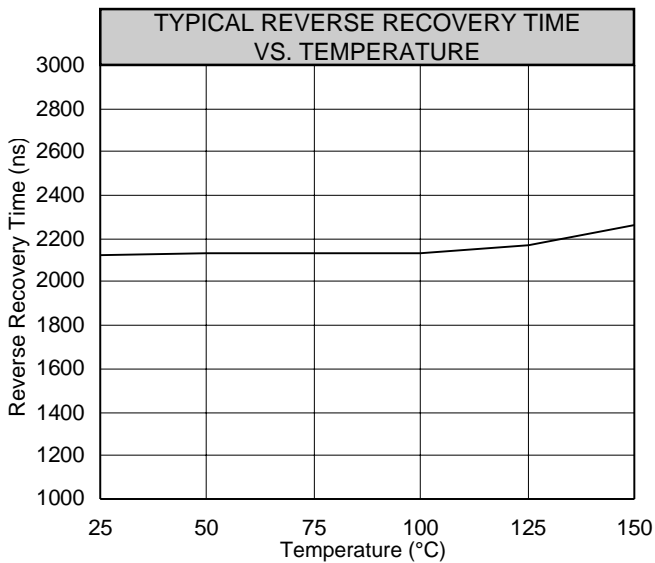
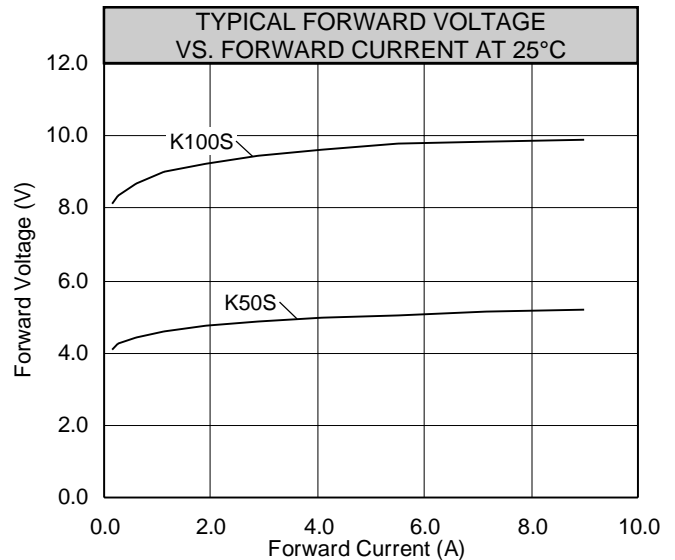
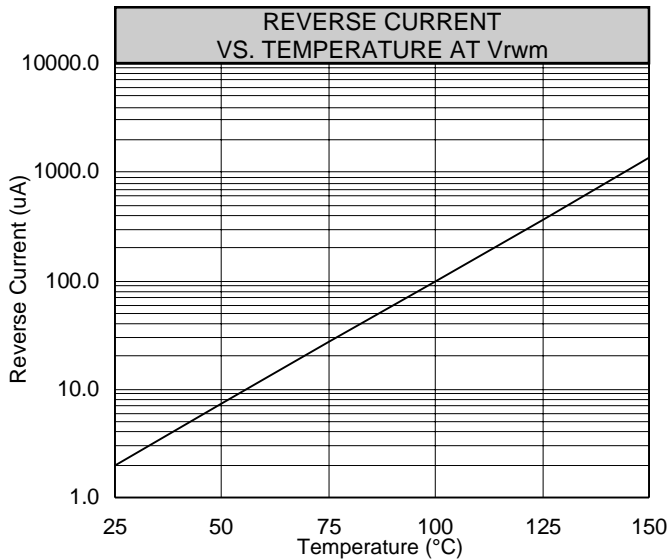
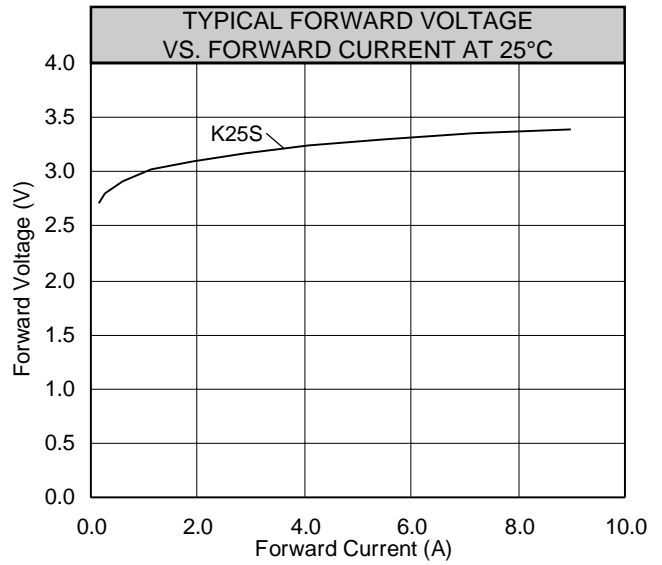
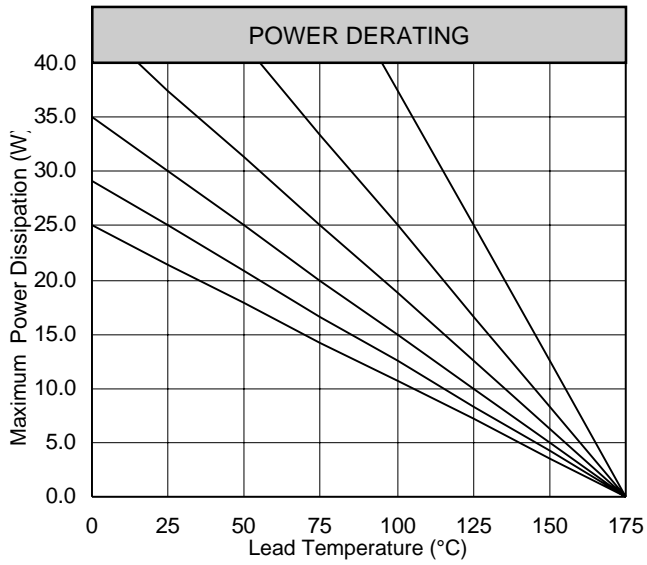
Dimensions: In. (mm) • All temperatures are ambient unless otherwise noted. • Data subject to change without notice.



VOLTAGE MULTIPLIERS INC.
8711 W. Roosevelt Ave.
Visalia, CA 93291

TEL 559-651-1402
FAX 559-651-0740
www.voltagemultipliers.com

K25S K50S K100S



This datasheet has been downloaded from:

www.DatasheetCatalog.com

Datasheets for electronic components.



LittleDiode supplies new, hard to find or obsolete electronic components and semiconductors all over the world.

With over two million different components listed you are sure to find the part you need.

Feel free to visit us today at our online store:

LittleDiode.com

Looking forward to providing you with the best possible service.