



6A05 THRU 6A100

6.0 AMPS. Silicon Rectifiers



Voltage Range
50 to 1000 Volts
Current
6.0Amperes

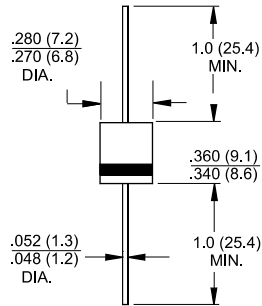
R-6

Features

- ✧ Low forward voltage drop
- ✧ High current capability
- ✧ High reliability
- ✧ High surge current capability

Mechanical Data

- ✧ Cases: Molded plastic
- ✧ Epoxy: UL 94V-O rate flame retardant
- ✧ Lead: Axial leads, solderable per MIL-STD-202, Method 208 guaranteed
- ✧ Polarity: Color band denotes cathode end
- ✧ High temperature soldering guaranteed: 250°C/10 seconds/.375", (9.5mm) lead lengths at 5 lbs., (2.3kg) tension
- ✧ Weight: 1.65 grams



Dimensions in inches and (millimeters)

Maximum Ratings and Electrical Characteristics

Rating at 25°C ambient temperature unless otherwise specified.

Single phase, half wave, 60 Hz, resistive or inductive load.

For capacitive load, derate current by 20%

Type Number	6A05	6A10	6A20	6A40	6A60	6A80	6A100	Units
Maximum Recurrent Peak Reverse Voltage	50	100	200	400	600	800	1000	V
Maximum RMS Voltage	35	70	140	280	420	560	700	V
Maximum DC Blocking Voltage	50	100	200	400	600	800	1000	V
Maximum Average Forward Rectified Current .375 (9.5mm) Lead Length @T _A = 60°C	6.0							A
Peak Forward Surge Current, 8.3 ms Single Half Sine-wave Superimposed on Rated Load (JEDEC method)	250							A
Maximum Instantaneous Forward Voltage @ 6.0A	0.95							V
Maximum DC Reverse Current @ T _A =25°C at Rated DC Blocking Voltage @ T _A =100°C	10 400							uA uA
Maximum Full Load Reverse Current, Full Cycle Average .375"(9.5mm) Lead Length @T _A =75°C	50							uA
Typical Junction Capacitance (Note 1)	100							pF
Typical Thermal Resistance RθJA (Note 2)	10							°C/W
Operating Temperature Range T _J	-65 to +125							°C
Storage Temperature Range T _{STG}	-65 to +150							°C

Notes: 1. Measured at 1 MHz and Applied Reverse Voltage of 4.0 V D.C.

2. Thermal Resistance from Junction to Ambient .375" (9.5mm) Lead Length.

RATINGS AND CHARACTERISTIC CURVES (6A05 THRU 6A100)

FIG.1- MAXIMUM OUTPUT CURRENT VS AMBIENT TEMPERATURE

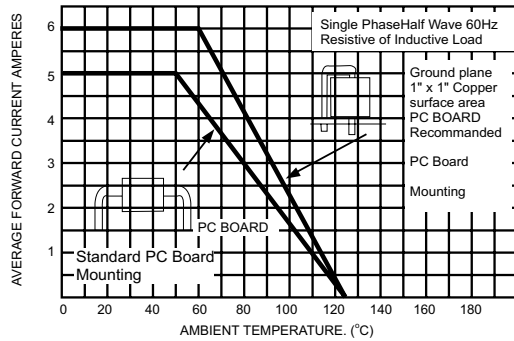


FIG.2- TYPICAL FORWARD CHARACTERISTICS

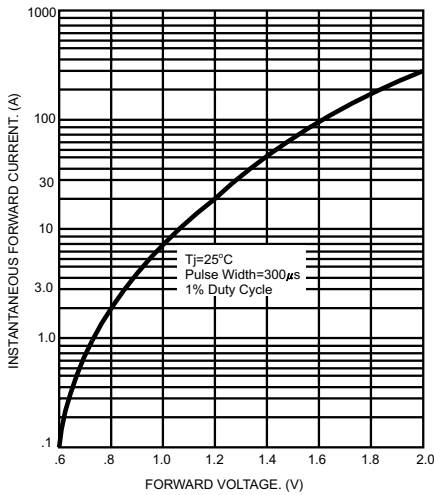


FIG.3- TYPICAL REVERSE CHARACTERISTICS

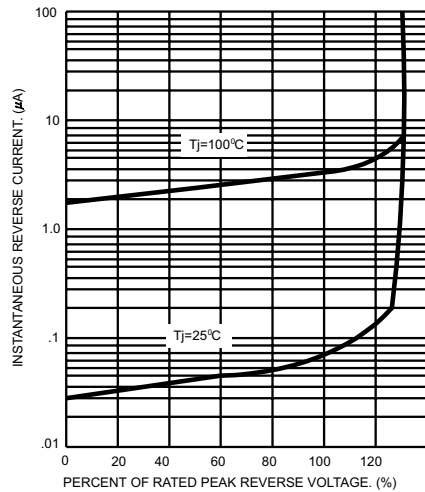


FIG.4- MAXIMUM NON-REPETITIVE FORWARD SURGE CURRENT

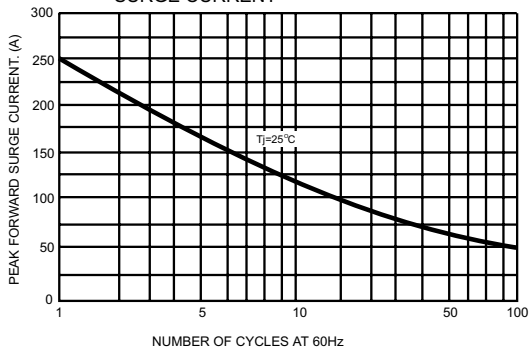
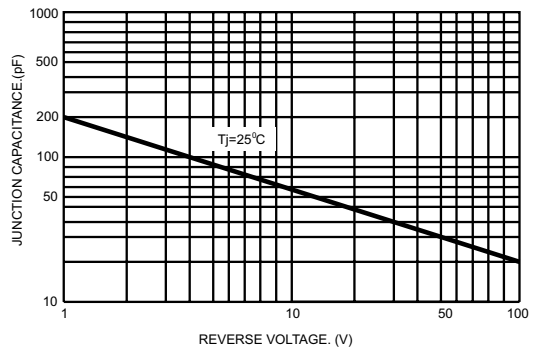


FIG.5- TYPICAL JUNCTION CAPACITANCE





LittleDiode supplies new, hard to find or obsolete electronic components and semiconductors all over the world.

With over two million different components listed you are sure to find the part you need.

Feel free to visit us today at our online store:

LittleDiode.com

Looking forward to providing you with the best possible service.