

Boca Semiconductor Corp.

MAXIMUM RATINGS

Rating	Symbol	2N3019 2N3020	2N3700	Unit
Collector-Emitter Voltage	V_{CE0}	80	80	Vdc
Collector-Base Voltage	V_{CBO}	140	140	Vdc
Emitter-Base Voltage	V_{EBO}	7.0	7.0	Vdc
Collector Current — Continuous	I_C	1.0	1.0	Adc
Total Device Dissipation @ $T_A = 25^\circ\text{C}$ Derate above 25°C	P_D	0.8 4.6	0.5 2.85	Watts $\text{mW}/^\circ\text{C}$
Total Device Dissipation @ $T_C = 25^\circ\text{C}$ Derate above 25°C	P_D	5.0 28.6	1.8 10.6	Watts $\text{mW}/^\circ\text{C}$
Operating and Storage Junction Temperature Range	T_J, T_{stg}	-65 to +200		$^\circ\text{C}$

THERMAL CHARACTERISTICS

Characteristic	Symbol	2N3019 2N3020	2N3700	Unit
Thermal Resistance, Junction to Ambient	$R_{\theta JA}$	217	350	$^\circ\text{C}/\text{W}$
Thermal Resistance, Junction to Case	$R_{\theta JC}$	35	97	$^\circ\text{C}/\text{W}$

ELECTRICAL CHARACTERISTICS ($T_A = 25^\circ\text{C}$ unless otherwise noted.)

Characteristic	Symbol	Min	Max	Unit
OFF CHARACTERISTICS				
Collector-Emitter Breakdown Voltage(1) ($I_C = 30 \text{ mAdc}, I_B = 0$)	$V_{(BR)CEO}$	80	—	Vdc
Collector-Base Breakdown Voltage ($I_C = 100 \mu\text{Adc}, I_E = 0$)	$V_{(BR)CBO}$	140	—	Vdc
Emitter-Base Breakdown Voltage ($I_E = 100 \mu\text{Adc}, I_C = 0$)	$V_{(BR)EBO}$	7.0	—	Vdc
Collector Cutoff Current ($V_{CB} = 90 \text{ Vdc}, I_E = 0$) ($V_{CB} = 90 \text{ Vdc}, I_E = 0, T_A = +150^\circ\text{C}$)	I_{CBO}	— —	0.01 10	μAdc
Emitter Cutoff Current ($V_{EB} = 5.0 \text{ Vdc}, I_C = 0$)	I_{EBO}	—	0.010	μAdc

ON CHARACTERISTICS

DC Current Gain ($I_C = 0.1 \text{ mAdc}, V_{CE} = 10 \text{ Vdc}$)		2N3700, 2N3019 2N3020	h_{FE}	50 30	— 100	—
($I_C = 10 \text{ mAdc}, V_{CE} = 10 \text{ Vdc}$)(1)		2N3700, 2N3019 2N3020		90 40	— 120	
($I_C = 150 \text{ mAdc}, V_{CE} = 10 \text{ Vdc}$)(1)		2N3700, 2N3019 2N3020		100 40	300 120	
($I_C = 150 \text{ mAdc}, V_{CE} = 10 \text{ Vdc}, T_C = -55^\circ\text{C}$)(1)		2N3700, 2N3019		40	—	
($I_C = 500 \text{ mAdc}, V_{CE} = 10 \text{ Vdc}$)(1)		2N3700, 2N3019 2N3020		50 30	— 100	
($I_C = 1.0 \text{ Adc}, V_{CE} = 10 \text{ Vdc}$)(1)		All Types		15	—	
Collector-Emitter Saturation Voltage(1) ($I_C = 150 \text{ mAdc}, I_B = 15 \text{ mAdc}$) ($I_C = 500 \text{ mAdc}, I_B = 50 \text{ mAdc}$)	$V_{CE(sat)}$			— —	0.2 0.5	Vdc
Base-Emitter Saturation Voltage(1) ($I_C = 150 \text{ mAdc}, I_B = 15 \text{ mAdc}$)	$V_{BE(sat)}$			—	1.1	Vdc

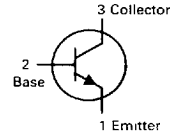
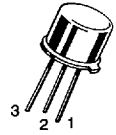
SMALL-SIGNAL CHARACTERISTICS

Current-Gain — Bandwidth Product ($I_C = 50 \text{ mAdc}, V_{CE} = 10 \text{ Vdc}, f = 20 \text{ MHz}$)	f_T	2N3020 2N3019, 2N3700		80 100	— 400	MHz
--	-------	--------------------------	--	-----------	----------	-----

2N3019★

2N3020

CASE 79-04, STYLE 1
TO-39 (TO-205AD)



2N3700★

CASE 22-03, STYLE 1
TO-18 (TO-206AA)



GENERAL TRANSISTORS

NPN SILICON

★2N3019 and 2N3700
are Motorola designated
preferred devices.

2N3019 2N3020 2N3700

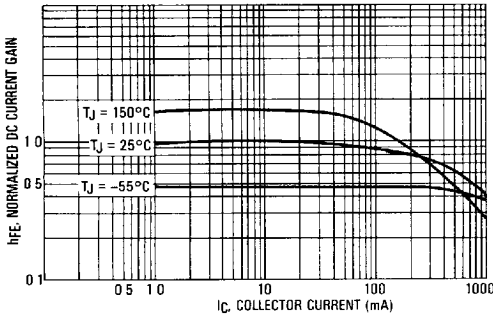
ELECTRICAL CHARACTERISTICS (continued) ($T_A = 25^\circ\text{C}$ unless otherwise noted.)

Characteristic	Symbol	Min	Max	Unit
Output Capacitance ($V_{CB} = 10\text{ Vdc}$, $I_E = 0$, $f = 1.0\text{ MHz}$)	C_{obo}	—	12	pF
Input Capacitance ($V_{EB} = 0.5\text{ Vdc}$, $I_C = 0$, $f = 1.0\text{ MHz}$)	C_{ibo}	—	60	pF
Small-Signal Current Gain ($I_C = 1.0\text{ mA}$, $V_{CE} = 5.0\text{ Vdc}$, $f = 1.0\text{ kHz}$)	h_{fe}	80 30	400 200	—
Collector Base Time Constant ($I_E = 10\text{ mA}$, $V_{CB} = 10\text{ Vdc}$, $f = 79.8\text{ MHz}$)	$r_b' C_c$	— 15	400 400	ps
Noise Figure ($I_C = 100\ \mu\text{Adc}$, $V_{CE} = 10\text{ Vdc}$, $R_S = 1.0\text{ k ohms}$, $f = 1.0\text{ kHz}$)	NF	—	4	dB

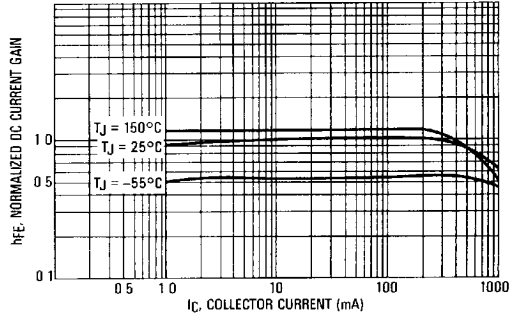
(1) Pulse Test: Pulse Width $\leq 300\ \mu\text{s}$, Duty Cycle $\leq 1.0\%$.

<http://www.bocasemi.com>

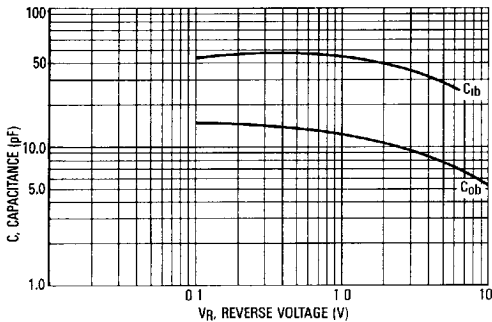
DC CURRENT GAIN
2N3019, 2N3700



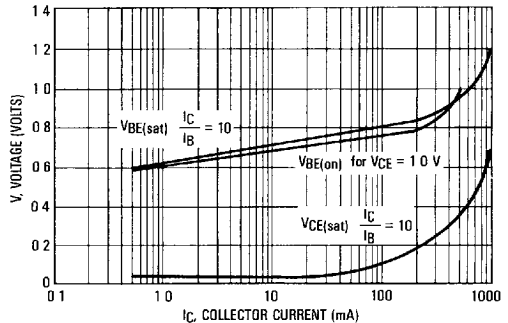
DC CURRENT GAIN
2N3020



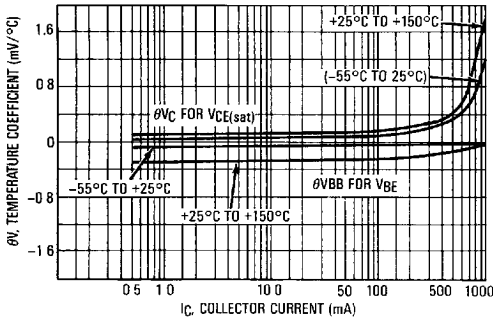
CAPACITANCE



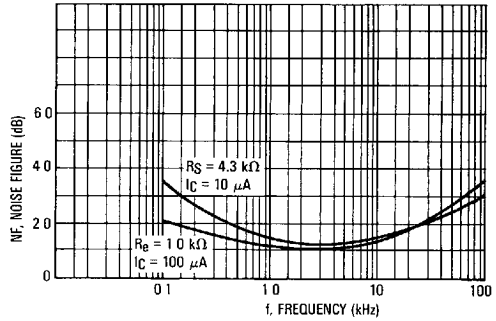
"ON" VOLTAGES



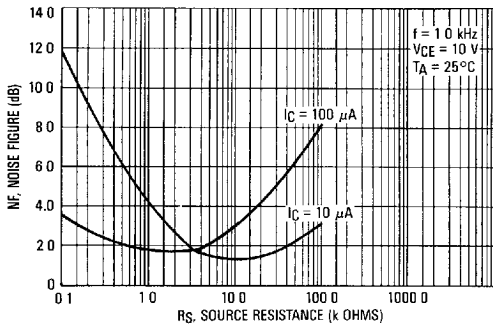
TEMPERATURE COEFFICIENTS



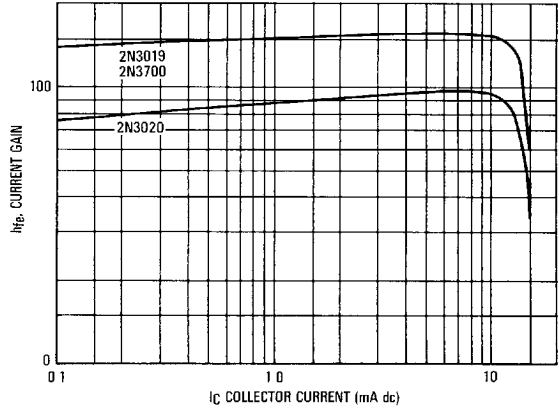
FREQUENCY EFFECTS



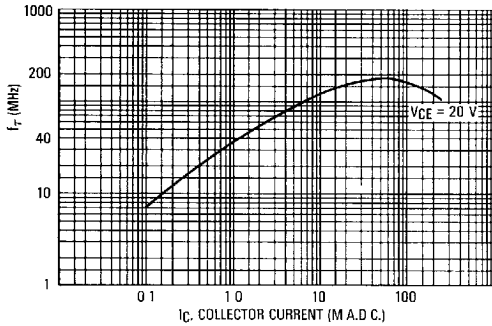
SOURCE RESISTANCE EFFECTS



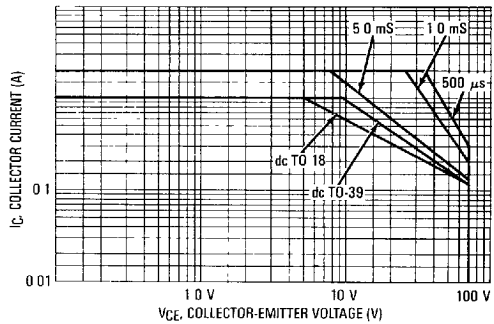
CURRENT GAIN BANDWIDTH PRODUCT versus COLLECTOR CURRENT — 1 kHz h_{fe}



CURRENT GAIN — BANDWIDTH PRODUCT



ACTIVE REGION SAFE OPERATING AREA





LittleDiode supplies new, hard to find or obsolete electronic components and semiconductors all over the world.

With over two million different components listed you are sure to find the part you need.

Feel free to visit us today at our online store:

LittleDiode.com

Looking forward to providing you with the best possible service.