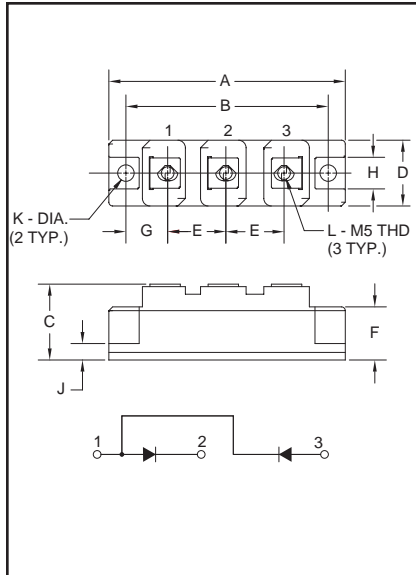


### Dual Diode POW-R-BLOK™ Modules 30 Amperes/800 Volts



Outline Drawing

Dimension	Inches	Millimeters
A	3.681 Max.	93.5 Max.
B	3.150	80
C	1.181 Max.	30 Max.
D	1.024 Max.	26 Max.
E	0.787	20
F	0.827	21
G	0.689	17.5
H	0.492	12.5
J	0.256	6.5
K	0.256 Dia.	Dia. 6.5
L	M5 Metric	M5




CC410830  
Dual Diode  
POW-R-BLOK™ Modules  
30 Amperes/800 Volts

#### Description:

Powerex Dual Diode POW-R-BLOK™ Modules are designed for use in applications requiring AC to DC rectification in isolated packaging. The modules are isolated for easy mounting with other components on common heatsinks. POW-R-BLOK™ has been tested and recognized by Underwriters Laboratories (QQQX2 Power Switching Semiconductors).

#### Features:

- Isolated Mounting
- Glass Passivated Chips
- Metal Baseplate
- Low Thermal Impedance
- UL Recognized 

#### Applications:

- Battery Supplies
- AC and DC Motor Power Supplies

#### Ordering Information:

Select the complete eight digit module part number you desire from the table below. Example: CD410830 is an 800 Volt, 30 Ampere Dual Diode POW-R-BLOK™ Module.

Type	Voltage Volts (x100)	Current Rating Amperes (x30)
CD41	08	30



Powerex, Inc., 200 Hillis Street, Youngwood, Pennsylvania 15697-1800 (724) 925-7272

CD410830

Dual Diode POW-R-BLOK™ Modules

30 Amperes/800 Volts

### Absolute Maximum Ratings

Characteristics	Symbol	CD410830	Units
Peak Reverse Blocking Voltage	$V_{RRM}$	800	Volts
Transient Peak Reverse Blocking Voltage (Non-Repetitive), $t < 5\text{ms}$	$V_{RSM}$	960	Volts
DC Reverse Blocking Voltage	$V_{R(DC)}$	640	Volts
RMS On-State Current	$I_{F(RMS)}$	47	Amperes
Average On-State Current, $T_C = 92^\circ\text{C}$	$I_{F(AV)}$	30	Amperes
Peak One-Cycle Surge (Non-Repetitive) On-State Current (60Hz)	$I_{FSM}$	600	Amperes
Peak One-Cycle Surge (Non-Repetitive) On-State Current (50Hz)	$I_{FSM}$	545	Amperes
$I^2t$ (for Fusing), 8.3 milliseconds	$I^2t$	1500	$\text{A}^2\text{sec}$
Storage Temperature	$T_{STG}$	-40 to 125	$^\circ\text{C}$
Operating Temperature	$T_j$	-40 to 125	$^\circ\text{C}$
Maximum Mounting Torque M6 Mounting Screw	—	26	in.-lb.
Maximum Mounting Torque M5 Terminal Screw	—	17	in.-lb.
Module Weight (Typical)	—	160	Grams
V Isolation	$V_{RMS}$	2000	Volts



Powerex, Inc., 200 Hillis Street, Youngwood, Pennsylvania 15697-1800 (724) 925-7272

CD410830

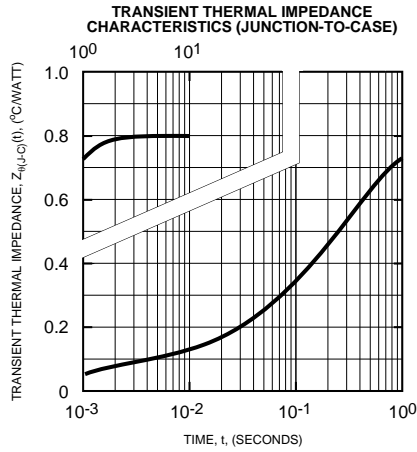
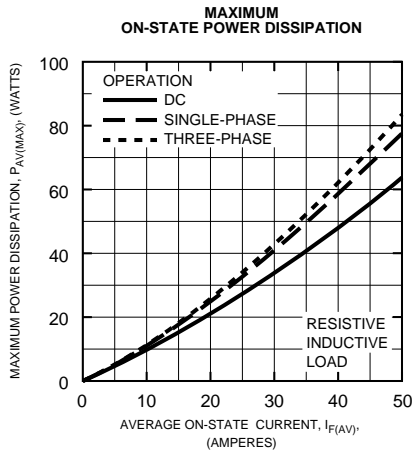
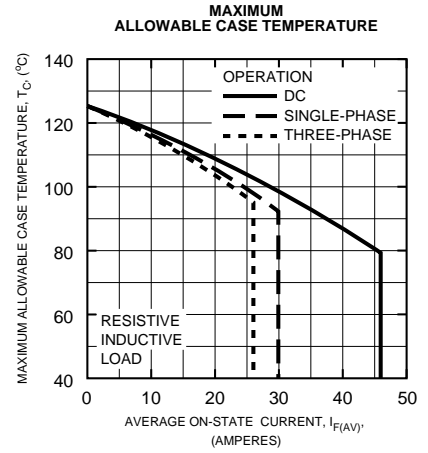
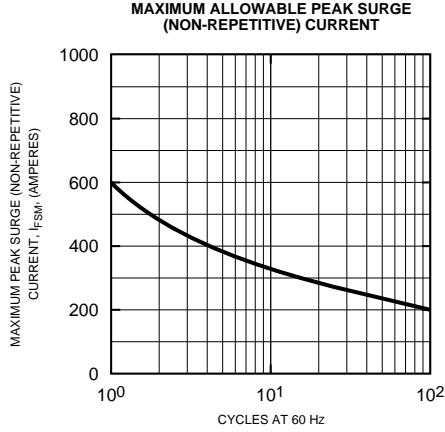
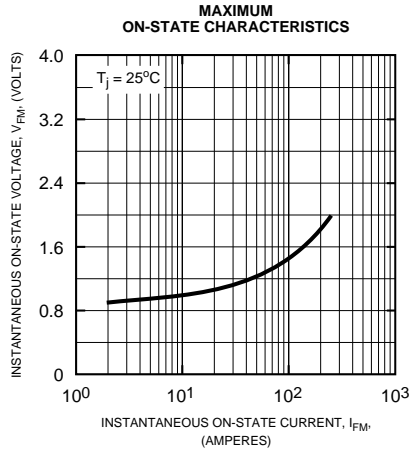
Dual Diode POW-R-BLOK™ Modules

30 Amperes/800 Volts

**Electrical and Thermal Characteristics,  $T_j = 25^\circ\text{C}$  unless otherwise specified**

Characteristics	Symbol	Test Conditions	CD410830	Units
<b>Blocking State Maximums</b>				
Reverse Leakage Current, Peak	$I_{RRM}$	$T_j = 150^\circ\text{C}$ , $V_{RRM} = \text{Rated}$	4.0	mA
<b>Conducting State Maximums</b>				
Peak On-State Voltage	$V_{FM}$	$I_{FM} = 90\text{A}$	1.4	Volts
<b>Thermal Maximums</b>				
Thermal Resistance, Junction-to-Case	$R_{\theta(J-C)}$	Per Module	0.8	$^\circ\text{C}/\text{Watt}$
Thermal Resistance, Case-to-Sink (Lubricated)	$R_{\theta(C-S)}$	Per Module	0.2	$^\circ\text{C}/\text{Watt}$

**CD410830**  
**Dual Diode POW-R-BLOK™ Modules**  
 30 Amperes/800 Volts





LittleDiode supplies new, hard to find or obsolete electronic components and semiconductors all over the world.

With over two million different components listed you are sure to find the part you need.

Feel free to visit us today at our online store:

[LittleDiode.com](http://LittleDiode.com)

Looking forward to providing you with the best possible service.