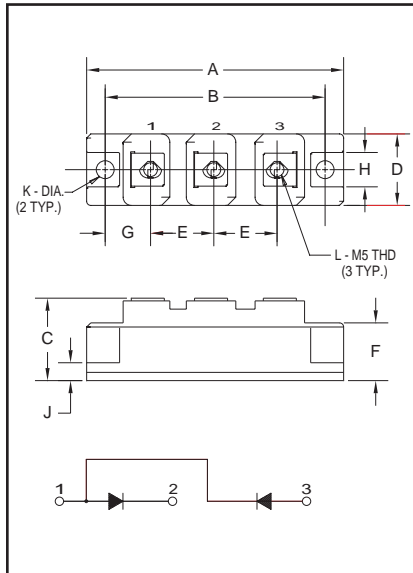


**Dual Diode  
POW-R-BLOK™ Modules  
60 Amperes/1200-1600 Volts**



**Outline Drawing**

Dimension	Inches	Millimeters
A	3.681 Max.	93.5 Max.
B	3.150	80
C	1.181 Max.	30 Max.
D	1.024 Max.	26 Max.
E	0.827	21
F	0.906	23
G	0.650	16.5
H	0.512	13
J	0.256	6.5
K	0.256 Dia.	Dia. 6.5
L	M5 Metric	M5



**CD411260, CD411660  
Dual Diode  
POW-R-BLOK™ Modules  
60 Amperes/1200-1600 Volts**

**Description:**

Powerex Dual Diode POW-R-BLOK™ Modules are designed for use in applications requiring AC to DC rectification in isolated packaging. The modules are isolated for easy mounting with other components on common heatsinks. POW-R-BLOK™ has been tested and recognized by Underwriters Laboratories (QQQX2 Power Switching Semiconductors).

**Features:**

- Isolated Mounting
- Glass Passivated Chips
- Metal Baseplate
- Low Thermal Impedance
- UL Recognized

**Applications:**

- Battery Supplies
- AC and DC Motor Power Supplies

**Ordering Information:**

Select the complete eight digit module part number you desire from the table below. Example: CD411260 is a 1200 Volt, 60 Ampere Dual Diode POW-R-BLOK™ Module.

Type	Voltage Volts (x100)	Current Rating Amperes (60)
CD41	12	60
	16	



Powerex, Inc., 200 Hillis Street, Youngwood, Pennsylvania 15697-1800 (724) 925-7272

**CD411260, CD411660**  
**Dual Diode POW-R-BLOK™ Modules**  
60 Amperes/1200-1600 Volts

### Absolute Maximum Ratings

Characteristics	Symbol	CD411260	CD411660	Units
Peak Reverse Blocking Voltage	$V_{RRM}$	1200	1600	Volts
Transient Peak Reverse Blocking Voltage (Non-Repetitive), $t < 5ms$	$V_{RSM}$	1350	1700	Volts
DC Reverse Blocking Voltage	$V_{R(DC)}$	960	1280	Volts
RMS On-State Current	$I_{F(RMS)}$	95	95	Amperes
Average On-State Current, $T_C = 87^\circ C$	$I_{F(AV)}$	60	60	Amperes
Peak One-Cycle Surge (Non-Repetitive) On-State Current (60Hz)	$I_{FSM}$	1200	1200	Amperes
Peak One-Cycle Surge (Non-Repetitive) On-State Current (50Hz)	$I_{FSM}$	1095	1095	Amperes
$I^2t$ (for Fusing), 8.3 milliseconds	$I^2t$	6000	6000	$A^2sec$
Storage Temperature	$T_{STG}$	-40 to 125	-40 to 125	$^\circ C$
Operating Temperature	$T_j$	-40 to 125	-40 to 125	$^\circ C$
Maximum Mounting Torque M6 Mounting Screw	—	26	26	in.-lb.
Maximum Mounting Torque M5 Terminal Screw	—	17	17	in.-lb.
Module Weight (Typical)	—	160	160	Grams
V Isolation	$V_{RMS}$	2500	2500	Volts



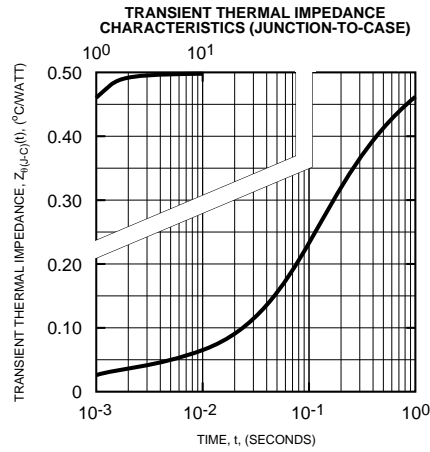
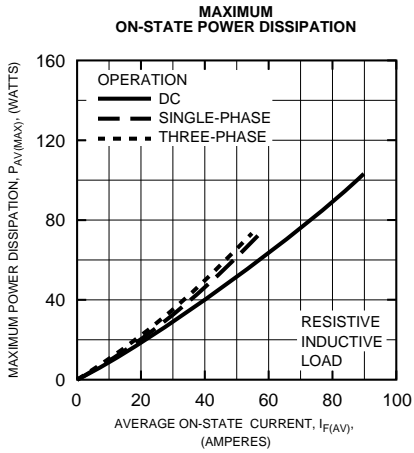
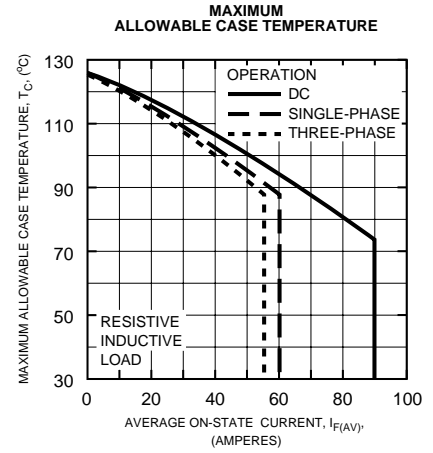
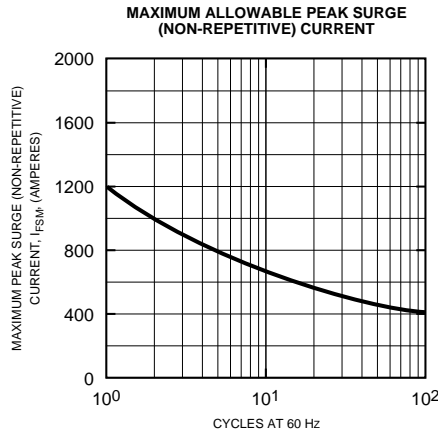
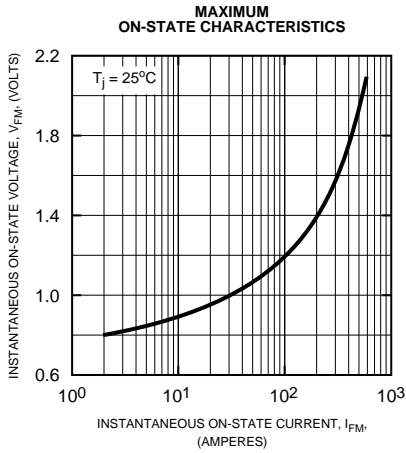
Powerex, Inc., 200 Hillis Street, Youngwood, Pennsylvania 15697-1800 (724) 925-7272

CD411260, CD411660  
Dual Diode POW-R-BLOK™ Modules  
60 Amperes/1200-1600 Volts

**Electrical and Thermal Characteristics,  $T_j = 25^\circ\text{C}$  unless otherwise specified**

Characteristics	Symbol	Test Conditions	CD411260/CD411660	Units
<b>Blocking State Maximums</b>				
Reverse Leakage Current, Peak	$I_{RRM}$	$T_j = 125^\circ\text{C}$ , $V_{RRM} = \text{Rated}$	15	mA
<b>Conducting State Maximums</b>				
Peak On-State Voltage	$V_{FM}$	$I_{FM} = 180\text{A}$	1.35	Volts
<b>Thermal Maximums</b>				
Thermal Resistance, Junction-to-Case	$R_{\theta(J-C)}$	Per Module	0.5	$^\circ\text{C}/\text{Watt}$
Thermal Resistance, Case-to-Sink (Lubricated)	$R_{\theta(C-S)}$	Per Module	0.2	$^\circ\text{C}/\text{Watt}$

**CD411260, CD411660**  
**Dual Diode POW-R-BLOK™ Modules**  
 60 Amperes/1200-1600 Volts





LittleDiode supplies new, hard to find or obsolete electronic components and semiconductors all over the world.

With over two million different components listed you are sure to find the part you need.

Feel free to visit us today at our online store:

[LittleDiode.com](http://LittleDiode.com)

Looking forward to providing you with the best possible service.