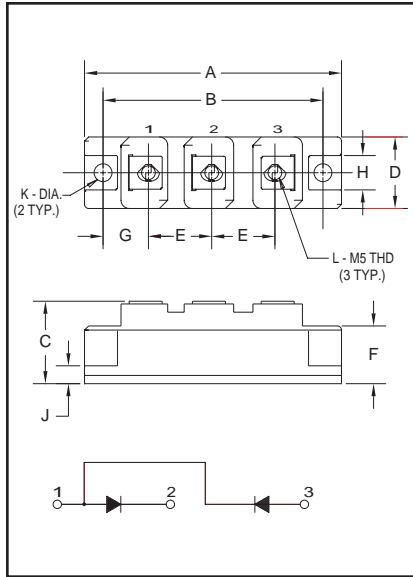


Dual Diode
POW-R-BLOK™ Modules
100 Amperes/1200-1600 Volts



Outline Drawing

Dimension	Inches	Millimeters
A	3.681 Max.	93.5 Max.
B	3.150	80
C	1.181 Max.	30 Max.
D	1.024 Max.	26 Max.
E	0.906	23
F	0.827	21
G	0.650	16.5
H	0.492	12.5
J	0.256	6.5
K	0.256 Dia.	Dia. 6.5
L	M5 Metric	M5




CDD11210, CDD11610
Dual Diode
POW-R-BLOK™ Modules
100 Amperes/1200-1600 Volts

Description:

Powerex Dual Diode POW-R-BLOK™ Modules are designed for use in applications requiring AC to DC rectification in isolated packaging. The modules are isolated for easy mounting with other components on common heatsinks. POW-R-BLOK™ has been tested and recognized by Underwriters Laboratories (QQQX2 Power Switching Semiconductors).

Features:

- Isolated Mounting
- Glass Passivated Chips
- Metal Baseplate
- Low Thermal Impedance
- UL Recognized 

Applications:

- Battery Supplies
- AC and DC Motor Power Supplies

Ordering Information:

Select the complete eight digit module part number you desire from the table below. Example: CDD11210 is a 1200 Volt, 100 Ampere Dual Diode POW-R-BLOK™ Module.

Type	Voltage Volts (x100)	Current Rating Amperes (x10)
CDD1	12	10
	16	



Powerex, Inc., 200 Hillis Street, Youngwood, Pennsylvania 15697-1800 (724) 925-7272

CDD11210, CDD11610
Dual Diode POW-R-BLOK™ Modules
100 Amperes/1200-1600 Volts

Absolute Maximum Ratings

Characteristics	Symbol	CDD11210	CDD11610	Units
Peak Reverse Blocking Voltage	V_{RRM}	1200	1600	Volts
Transient Peak Reverse Blocking Voltage (Non-Repetitive), $t < 5ms$	V_{RSM}	1350	1700	Volts
DC Reverse Blocking Voltage	$V_{R(DC)}$	960	1280	Volts
RMS On-State Current	$I_{F(RMS)}$	155	155	Amperes
Average On-State Current, $T_C = 87^\circ C$	$I_{F(AV)}$	100	100	Amperes
Peak One-Cycle Surge (Non-Repetitive) On-State Current (60Hz)	I_{FSM}	2000	2000	Amperes
Peak One-Cycle Surge (Non-Repetitive) On-State Current (50Hz)	I_{FSM}	1800	1800	Amperes
I^2t (for Fusing), 8.3 milliseconds	I^2t	16500	16500	A^2sec
Storage Temperature	T_{STG}	-40 to 125	-40 to 125	$^\circ C$
Operating Temperature	T_j	-40 to 125	-40 to 125	$^\circ C$
Maximum Mounting Torque M6 Mounting Screw	—	26	26	in.-lb.
Maximum Mounting Torque M5 Terminal Screw	—	17	17	in.-lb.
Module Weight (Typical)	—	160	160	Grams
V Isolation	V_{RMS}	2500	2500	Volts



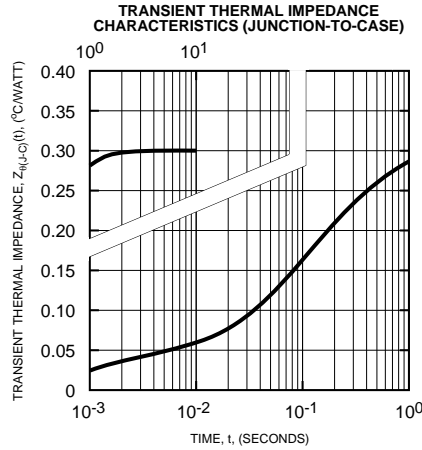
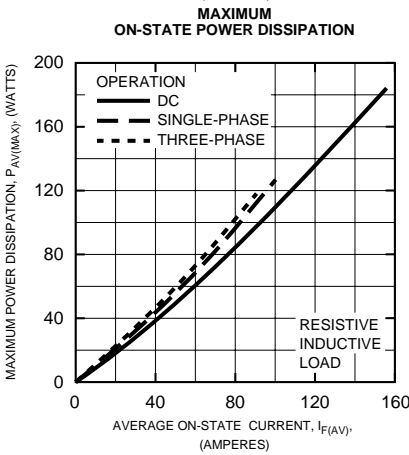
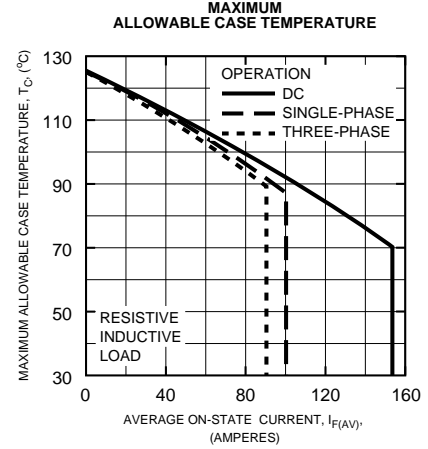
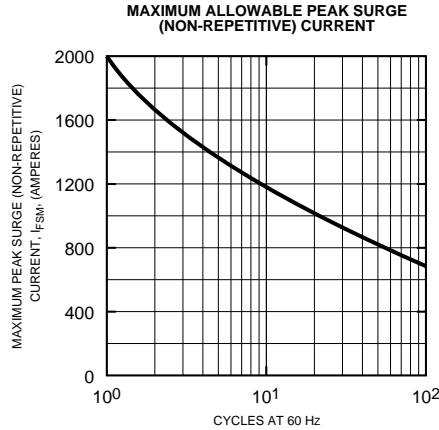
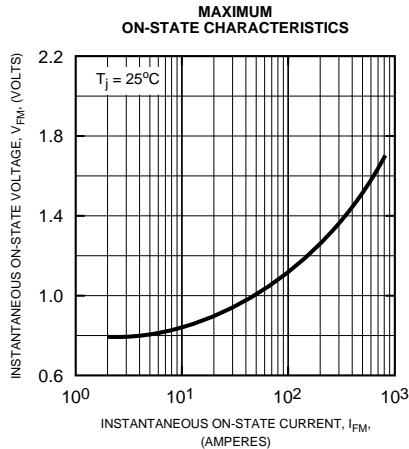
Powerex, Inc., 200 Hillis Street, Youngwood, Pennsylvania 15697-1800 (724) 925-7272

CDD11210, CDD11610
Dual Diode POW-R-BLOK™ Modules
100 Amperes/1200-1600 Volts

Electrical and Thermal Characteristics, $T_j = 25^\circ\text{C}$ unless otherwise specified

Characteristics	Symbol	Test Conditions	CDD11210/CDD11610	Units
Blocking State Maximums				
Reverse Leakage Current, Peak	I_{RRM}	$T_j = 125^\circ\text{C}$, $V_{RRM} = \text{Rated}$	15	mA
Conducting State Maximums				
Peak On-State Voltage	V_{FM}	$I_{FM} = 320\text{A}$	1.35	Volts
Thermal Maximums				
Thermal Resistance, Junction-to-Case	$R_{\theta(J-C)}$	Per Module	0.3	$^\circ\text{C}/\text{Watt}$
Thermal Resistance, Case-to-Sink (Lubricated)	$R_{\theta(C-S)}$	Per Module	0.2	$^\circ\text{C}/\text{Watt}$

CDD11210, CDD11610
Dual Diode POW-R-BLOK™ Modules
 100 Amperes/1200-1600 Volts





LittleDiode supplies new, hard to find or obsolete electronic components and semiconductors all over the world.

With over two million different components listed you are sure to find the part you need.

Feel free to visit us today at our online store:

LittleDiode.com

Looking forward to providing you with the best possible service.