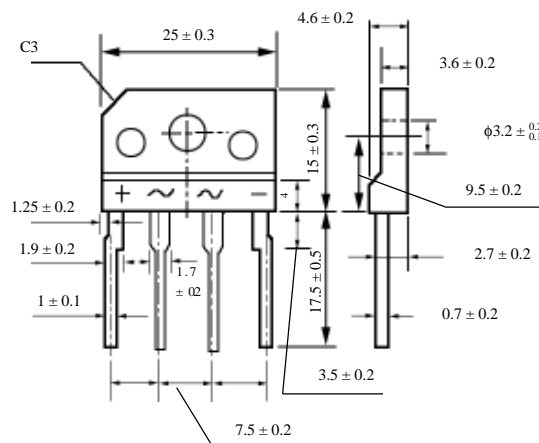


**RBV401G – RBV407G
D3SB10 – D3SB80**

**4.0A 桥式整流器
4.0A BRIDGE RECTIFIERS**

最大额定值、电性 MAXIMUM RATINGS AND ELECTRICAL CHARACTERISTICS
Ratings at 25°C ambient temperature unless otherwise specified. Single phase, half wave, 60Hz, resistive or inductive load. For capacitive load, derate current by 20%.

| 型号 TYPE | | 最大反向 峰值电压 Maximum Peak Reverse Voltage | 最大平均 正向电流 Maximum Average Forward Output Current @T _A =50°C | 最大正向 浪涌电流 Maximum Forward Surge Current @ 8.3ms Superimposed | 最大正向 峰值电压 Maximum DC Forward Voltage drop per element at I _F =2.0ADC | 最大反向 电 流 Maximum DC Reverse Current at rated DC Blocking Voltage per element | | 结 温 Operating Junction Temperature | 外型尺寸 Package Dimensions |
|------------|--------|---|---|--|--|--|------------------|---|-------------------------------|
| | | PRV | I _O | I _{FM} (Surge) | V _F | I _R | | T _J | D3 – SB |
| | | V _{PK} | A _{AV} | A _{PK} | V _{PK} | 25°CCTA μADC | 125°CCTA μADC | °C | |
| RBV401G | D3SB10 | 100 | 4.0 | 120 | 1.05 | 10 | 500 | 150 | D3 – SB |
| RBV402G | D3SB20 | 200 | | | | | | | |
| RBV404G | D3SB40 | 400 | | | | | | | |
| RBV406G | D3SB60 | 600 | | | | | | | |
| RBV408G | D3SB80 | 800 | | | | | | | |



D3 – SB

RBV401G-RBV408G D3SB10-D3SB80

桥式整流器额定值与特性曲线

BRIDGE RECTIFIERS RATING AND CHARACTERISTIC CURVES

FIG. 1 - FORWARD CURRENT DERATING CURVE

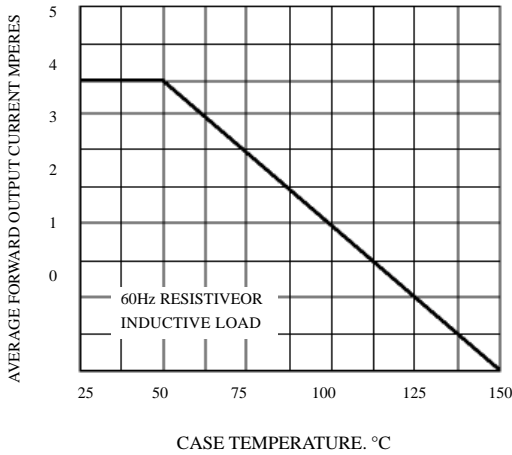


FIG. 2 - MAXIMUM NON-REPETITIVE SURGE CURRENT

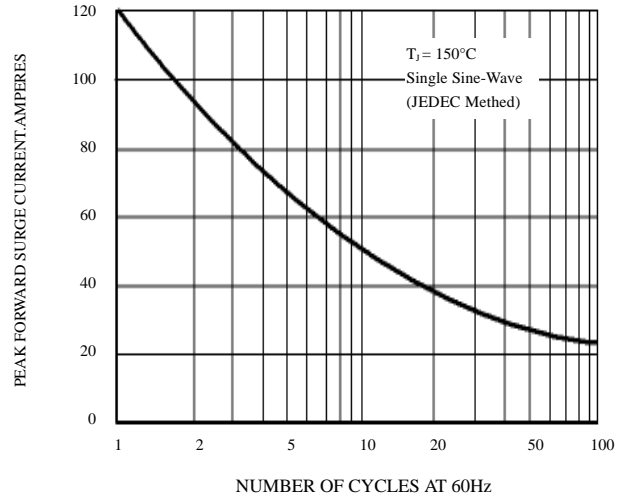


FIG. 3 - TYPICAL FORWARD CHARACTERISTICS

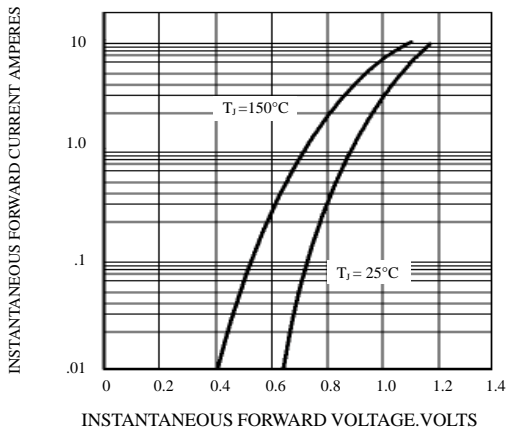


FIG. 4 - TYPICAL REVERSE CHARACTERISTICS

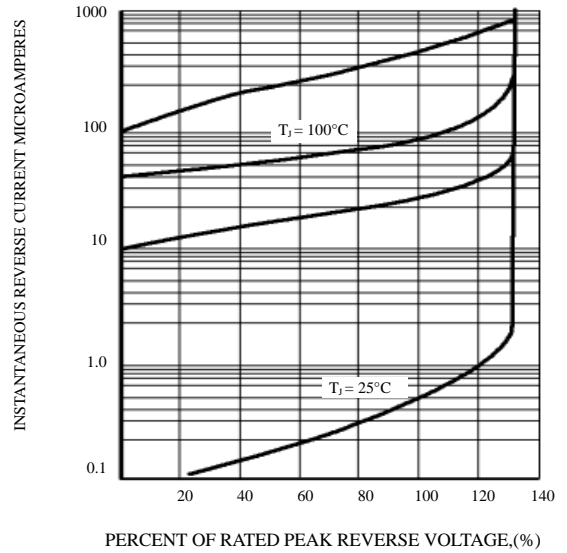
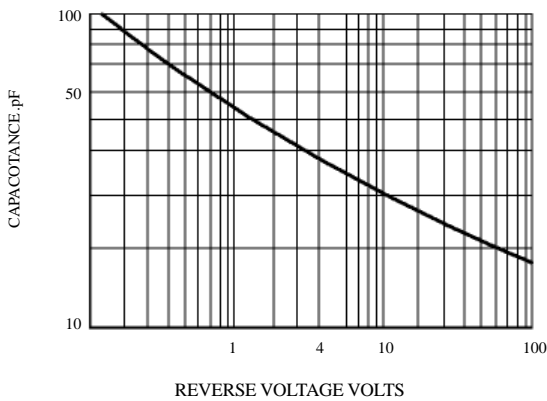


FIG. 5 - TYPICAL JUNCTION CAPACITANCE





LittleDiode supplies new, hard to find or obsolete electronic components and semiconductors all over the world.

With over two million different components listed you are sure to find the part you need.

Feel free to visit us today at our online store:

LittleDiode.com

Looking forward to providing you with the best possible service.