



DC COMPONENTS CO., LTD.

RECTIFIER SPECIALISTS

**BR1505W
THRU
BR1510W**

TECHNICAL SPECIFICATIONS OF SINGLE-PHASE SILICON BRIDGE RECTIFIER

VOLTAGE RANGE - 50 to 1000 Volts

CURRENT - 15 Amperes

FEATURES

- * Plastic case with heatsink for Maximum Heat
- * Surge overload ratings-300 Amperes
- * Low forward voltage drop

MECHANICAL DATA

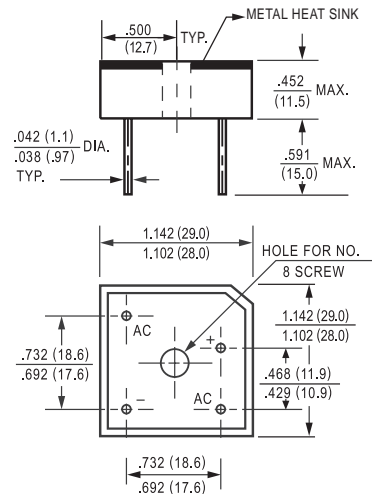
- * Case: Molded plastic with heatsink
- * Epoxy: UL 94V-0 rate flame retardant
- * Lead: MIL-STD-202E, Method 208 guaranteed
- * Polarity: As marked
- * Mounting position: Any
- * Weight: 30 grams

MAXIMUM RATINGS AND ELECTRICAL CHARACTERISTICS

Ratings at 25°C ambient temperature unless otherwise specified.
Single phase, half wave, 60 Hz, resistive or inductive load.
For capacitive load, derate current by 20%.



BR-25W



Dimensions in inches and (millimeters)

	SYMBOL	BR1505W	BR151W	BR152W	BR154W	BR156W	BR158W	BR1510W	UNITS	
Maximum Recurrent Peak Reverse Voltage	VRRM	50	100	200	400	600	800	1000	Volts	
Maximum RMS Bridge Input Voltage	VRMS	35	70	140	280	420	560	700	Volts	
Maximum DC Blocking Voltage	Vdc	50	100	200	400	600	800	1000	Volts	
Maximum Average Forward Rectified Output Current at Tc = 55°C	Io	15							Amps	
Peak Forward Surge Current 8.3 ms single half sine-wave superimposed on rated load (JEDEC Method)	IFSM	300								Amps
Maximum Forward Voltage Drop per element at 7.5A DC	VF	1.1								Volts
Maximum DC Reverse Current at Rated	IR	10								uAmps
DC Blocking Voltage per element		500								
I ² t Rating for Fusing (t<8.3ms)	I ² t	374								A ² Sec
Typical Junction Capacitance (Note1)	Cj	300								pF
Typical Thermal Resistance (Note 2)	RθJC	2.5								°C/W
Operating and Storage Temperature Range	TJ,TSTG	-55 to + 150								°C

NOTES : 1.Measured at 1 MHz and applied reverse voltage of 4.0 volts
2. Thermal Resistance from Junction to Case per leg.

RATING AND CHARACTERISTIC CURVES (BR1505W THRU BR1510W)

FIG. 1 - MAXIMUM NON-REPETITIVE FORWARD SURGE CURRENT

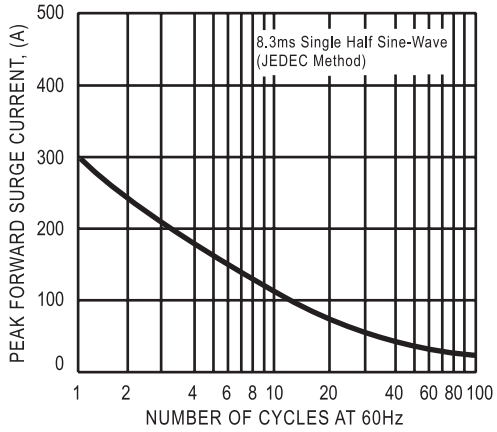


FIG. 2 - TYPICAL FORWARD CURRENT DERATING CURVE

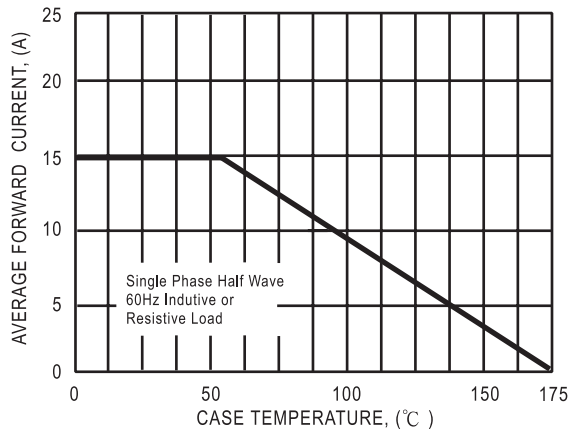


FIG. 3- TYPICAL INSTANTANEOUS FORWARD CHARACTERISTICS

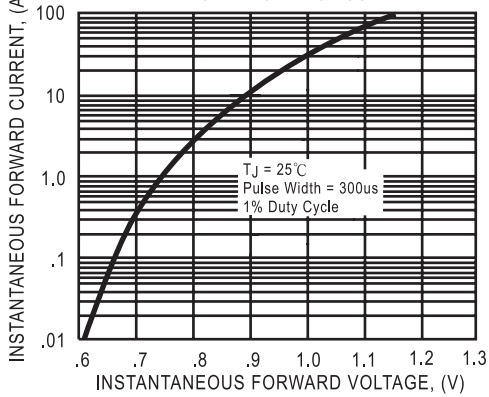
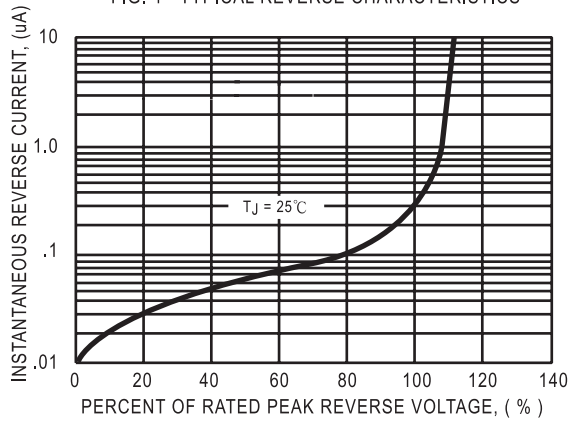


FIG. 4 - TYPICAL REVERSE CHARACTERISTICS



DC COMPONENTS CO., LTD.



LittleDiode supplies new, hard to find or obsolete electronic components and semiconductors all over the world.

With over two million different components listed you are sure to find the part you need.

Feel free to visit us today at our online store:

LittleDiode.com

Looking forward to providing you with the best possible service.