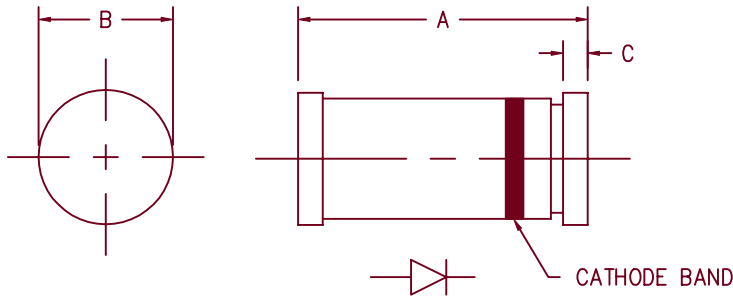


1 Amp Schottky Rectifier DL5817 — DL5819



Dim.	Inches		Millimeter		Notes
	Minimum	Maximum	Minimum	Maximum	
A	.190	.205	4.83	5.20	
B	.094	.105	2.39	2.66	Dia.
C	---	.022	---	.55	

PLASTIC D0213AB

Microsemi Catalog Number	Working Peak Reverse Voltage	Repetitive Peak Reverse Voltage
DL5817	20V	20V
DL5818	30V	30V
DL5819	40V	40V

- Schottky Barrier Rectifier
- Guard Ring Protection
- Low Forward Voltage
- High Reliability
- High Current Capability

Electrical Characteristics					
		DL5817	DL5818	DL5819	
Average forward current	I _{F(AV)}	1A	1A	1A	Square wave, R _{θJEC} = 45 C/W 8.3ms, half sine, T _J = 150°C
End Cap Temperature		130°C	125°C	125°C	
Maximum surge current	I _{FSM}	50A	50A	50A	I _{FM} = 0.1A: T _J = 25°C* I _{FM} = 1.0A: T _J = 25°C* I _{FM} = 3.0A: T _J = 25°C*
Max peak forward voltage	V _{FM}	.36V	.39V	.39V	
Max peak forward voltage	V _{FM}	.45V	.55V	.60V	
Max peak forward voltage	V _{FM}	.65V	.85V	.90V	
Max peak reverse current	I _{RM}	1mA	1mA	1mA	V _{RRM} , T _J = 25°C
Typical junction capacitance	C _J	105pF	50pF	50pF	V _R = 5.0V, T _J = 25°C

*Pulse test: Pulse width 300 μsec, Duty cycle 2%

Thermal and Mechanical Characteristics		
Storage temperature range	T _{STG}	-65°C to 150°C
Operating junction temp range	T _J	-65°C to 150°C
Maximum thermal resistance	R _{θJEC}	45°C/W Junction to End Cap
Weight		.004 ounces (.012 grams) typical

10-2-01 Rev. IR

DL5817

Figure 1
Typical Forward Characteristics

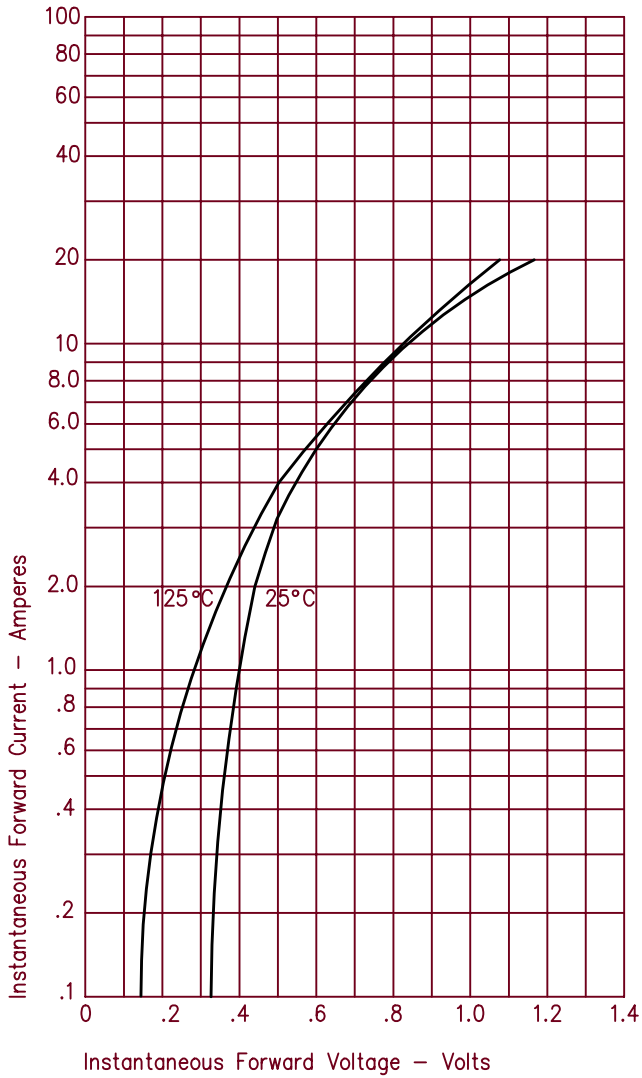


Figure 3
Typical Junction Capacitance

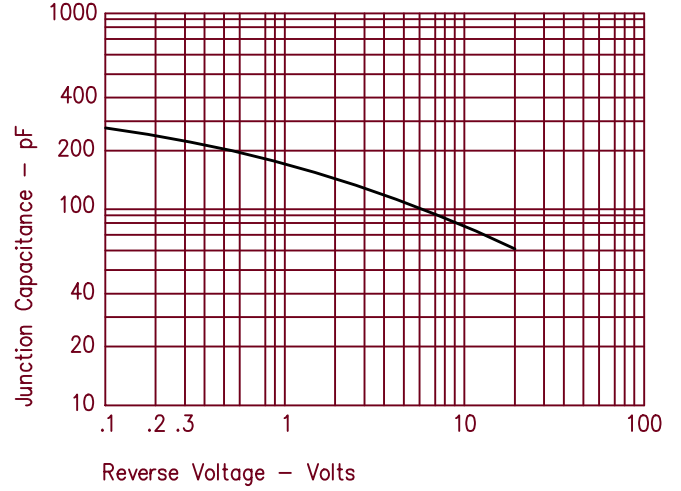
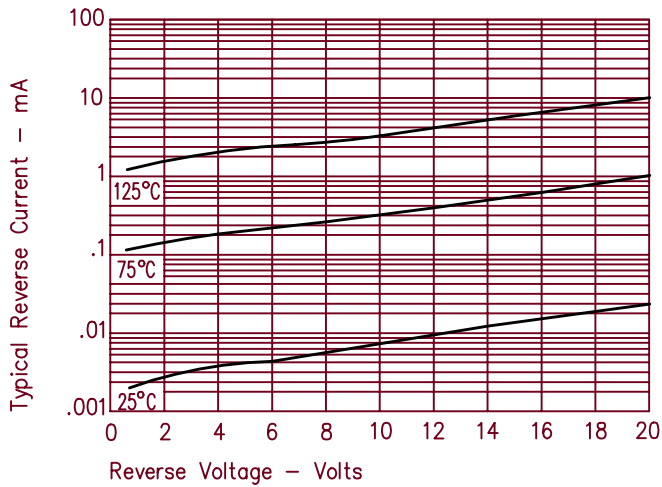


Figure 2
Typical Reverse Characteristics



DL5818 & DL5819

Figure 1
Typical Forward Characteristics

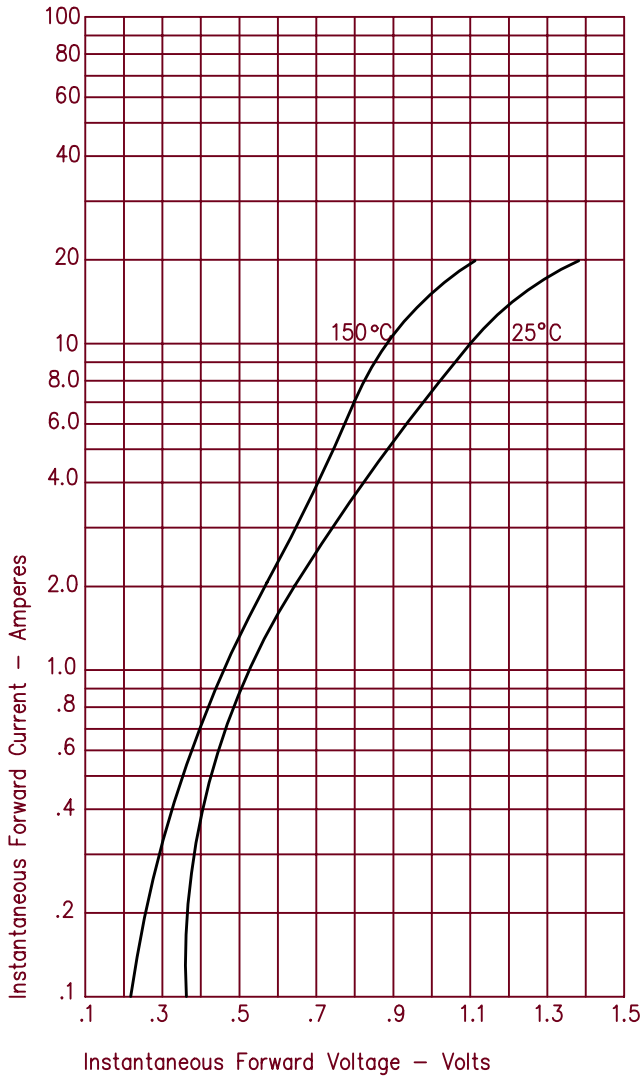


Figure 3
Typical Junction Capacitance

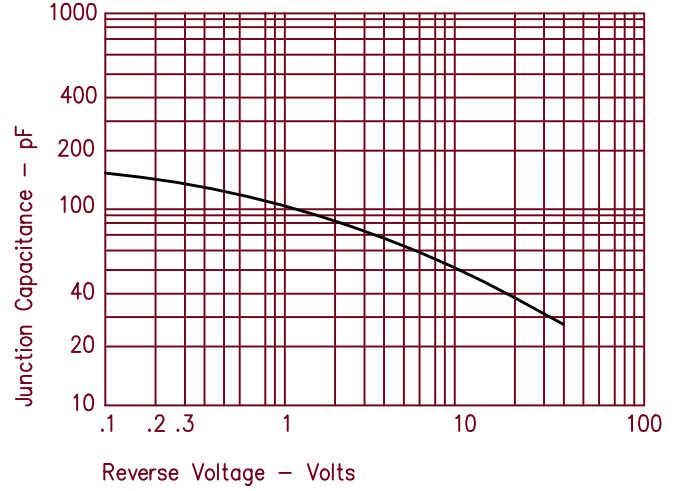
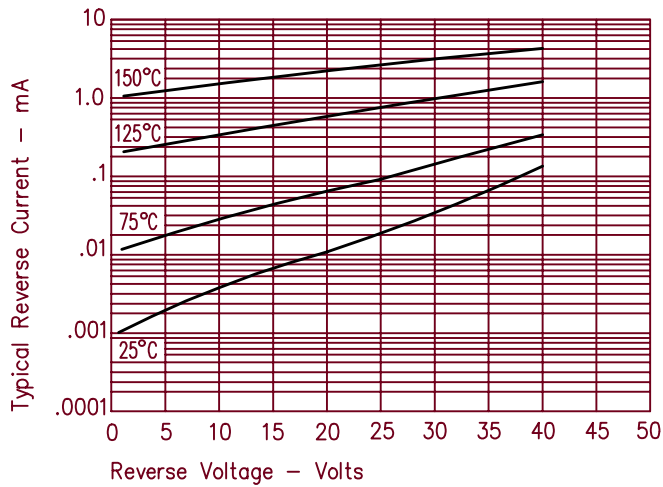


Figure 2
Typical Reverse Characteristics





LittleDiode supplies new, hard to find or obsolete electronic components and semiconductors all over the world.

With over two million different components listed you are sure to find the part you need.

Feel free to visit us today at our online store:

LittleDiode.com

Looking forward to providing you with the best possible service.