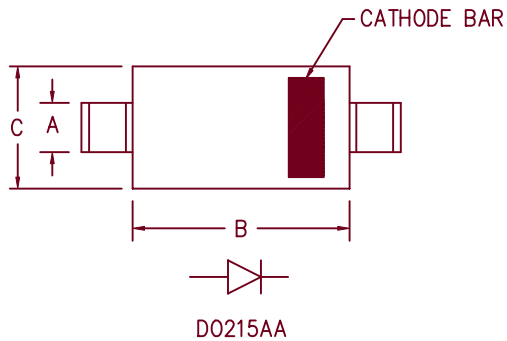
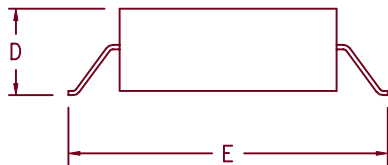


1 Amp Schottky Rectifier HSM180G — HSM1100G



Dim.	Inches		Millimeter		Notes
	Minimum	Maximum	Minimum	Maximum	
A	.081	.087	2.06	2.21	
B	.160	.180	4.06	4.57	
C	.130	.155	3.30	3.94	
D	.077	.104	1.95	2.64	
E	.234	.256	5.95	6.50	



Microsemi Catalog Number	Working Peak Reverse Voltage	Repetitive Peak Reverse Voltage
HSM180	80V	80V
HSM190	90V	90V
HSM1100	100V	100V

- Schottky Barrier Rectifier
- Guard Ring Protection
- 175°C Junction Temperature
- VRRM 80 to 100 Volts
- Economical Surface Mount Package

Electrical Characteristics

Average forward current	I _{F(AV)} 1.0 Amps	Square wave
Maximum surge current	I _{FSM} 40 Amps	8.3ms, half sine, T _J = 150°C
Max peak forward voltage	V _{FM} .57 Volts	I _{FM} = 0.1A; T _J = 25°C*
Max peak forward voltage	V _{FM} .84 Volts	I _{FM} = 1.0A; T _J = 25°C*
Max peak reverse current	I _{RM} 100 μA	V _{RRM, T_J} = 25°C
Typical junction capacitance	C _J 45pF	V _R = 5.0V, T _J = 25°C

*Pulse test: Pulse width 300 μsec, Duty cycle 2%

Thermal and Mechanical Characteristics

Storage temperature range	T _{STG}	-55°C to 175°C
Operating junction temp range	T _J	-55°C to 175°C
Maximum thermal resistance	R _{θJL}	25°C/W Junction to lead
Weight		.0047 ounces (.013 grams) typical

1-13-03 Rev. 1

HSM180G — HSM1100G

Figure 1
Typical Forward Characteristics

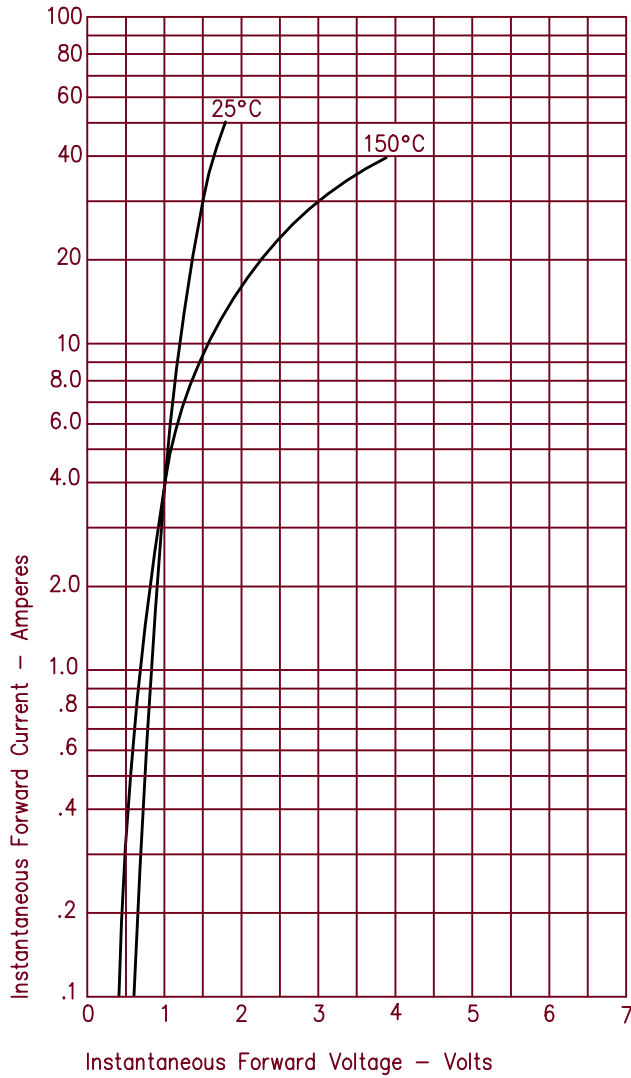


Figure 3
Typical Junction Capacitance

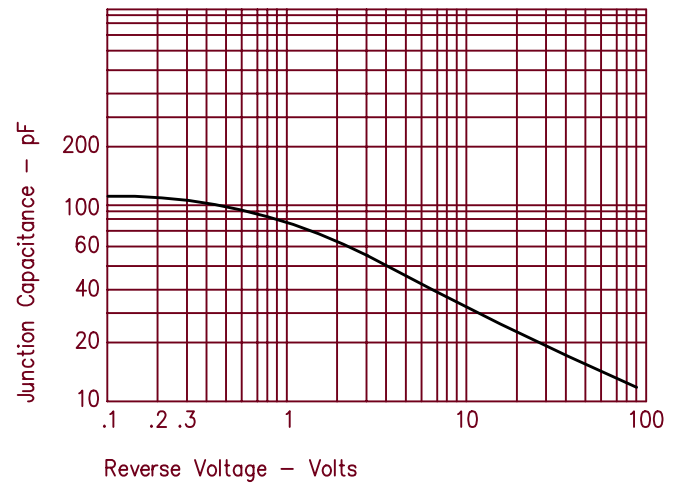
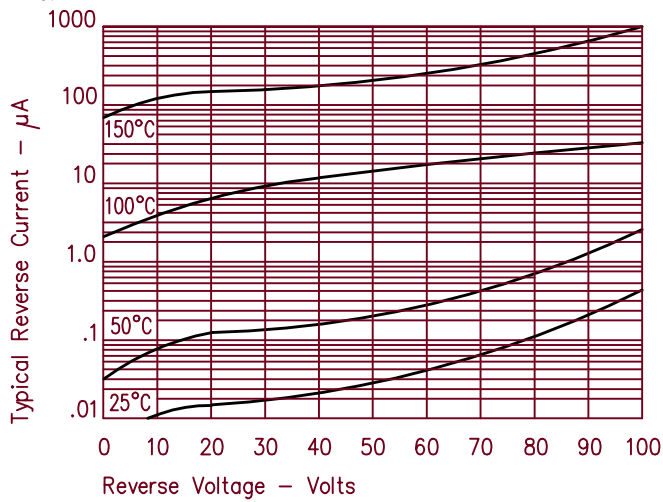


Figure 2
Typical Reverse Characteristics





LittleDiode supplies new, hard to find or obsolete electronic components and semiconductors all over the world.

With over two million different components listed you are sure to find the part you need.

Feel free to visit us today at our online store:

LittleDiode.com

Looking forward to providing you with the best possible service.