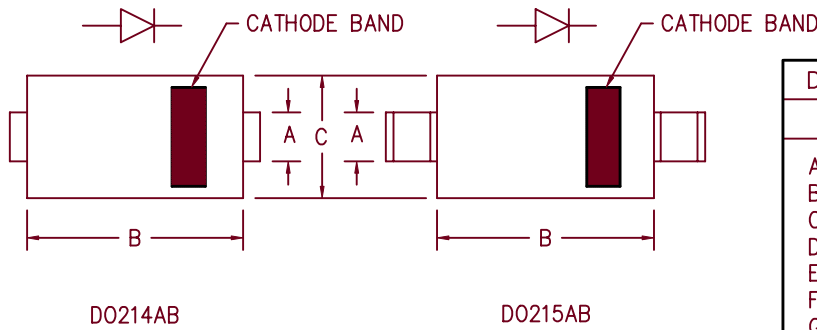
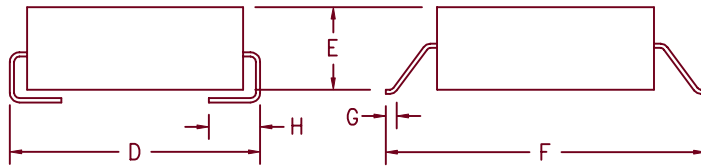


5 Amp Schottky Rectifier HSM580 — HSM5100



Dim.	Inches		Millimeter		Notes
	Minimum	Maximum	Minimum	Maximum	
A	.117	.123	2.97	3.12	
B	.260	.280	6.60	7.11	
C	.220	.245	5.59	6.22	
D	.307	.322	7.80	8.18	
E	.075	.095	1.91	2.41	
F	.380	.400	9.65	10.16	
G	.025	.040	.640	1.02	
H	.030	.060	.760	1.52	



Microsemi Catalog Number	Industry Part Number	Working Peak Reverse Voltage	Repetitive Peak Reverse Voltage
HSM580*	SK58L	80V	80V
HSM590*		90V	90V
HSM5100*	SK510L	100V	100V

* Add Suffix J for J Lead or G for Gull Wing Lead Configuration

- Schottky Barrier Rectifier
- Guard Ring Protection
- High surge capacity
- VRRM 80 to 100 volts
- Surface mount packages

Electrical Characteristics		
Average forward current	I _{F(AV)} 5.0 Amps	Square wave, T _L = 95°C, R _{θJL} = 22°C/W
Maximum surge current	I _{FSM} 200 Amps	8.3ms, half sine, T _J = 175°C
Max peak forward voltage	V _{FM} .60 Volts	I _{FM} = 5A; T _J = 25°C*
Max peak forward voltage	V _{FM} .80 Volts	I _{FM} = 5A; T _J = 25°C*
Max peak reverse current	I _{RM} 250 μA	V _{RRM} , T _J = 25°C
Typical junction capacitance	C _J 280 pF	V _R = 5.0V, T _J = 25°C

*Pulse test: Pulse width 300 μsec, Duty cycle 2%

Thermal and Mechanical Characteristics		
Storage temperature range	T _{STG}	-55°C to 175°C
Operating junction temp range	T _J	-55°C to 175°C
Maximum thermal resistance	R _{θJL}	22°C/W Junction to lead
Weight		.008 ounces (.22 grams) typical

2-19-02 Rev. 3

HSM580 — HSM5100

Figure 1
Typical Forward Characteristics

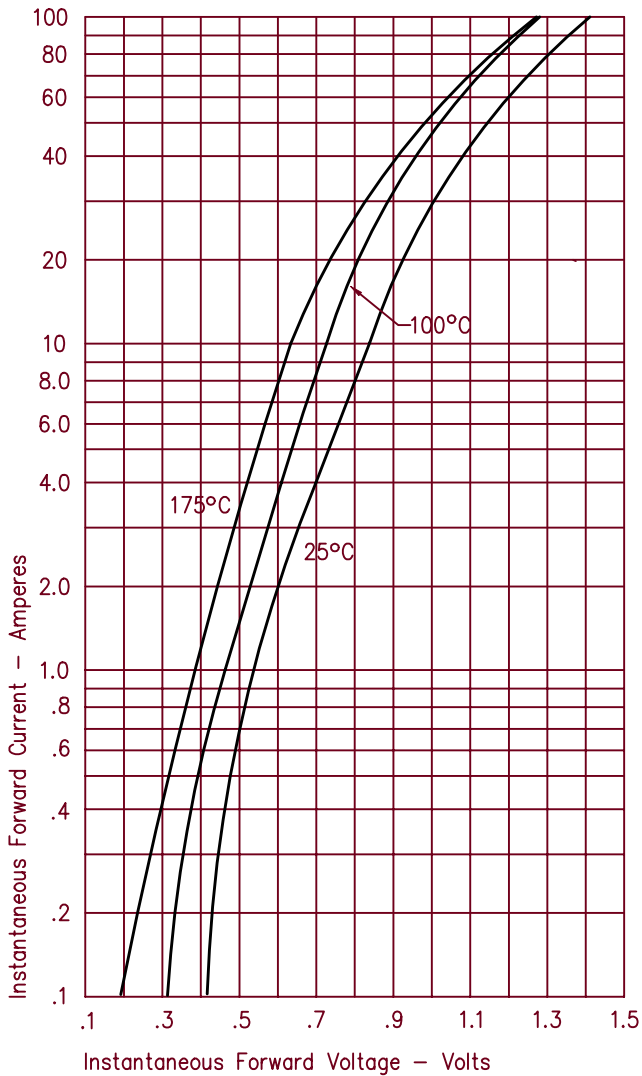


Figure 3
Typical Junction Capacitance

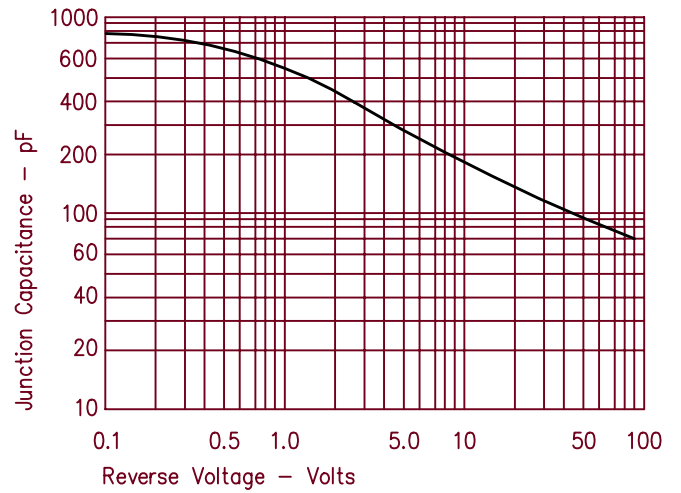


Figure 4
Forward Current Derating

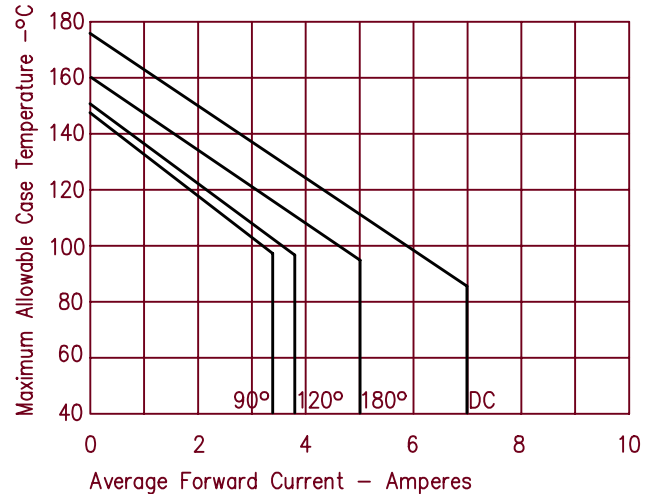


Figure 2
Typical Reverse Characteristics

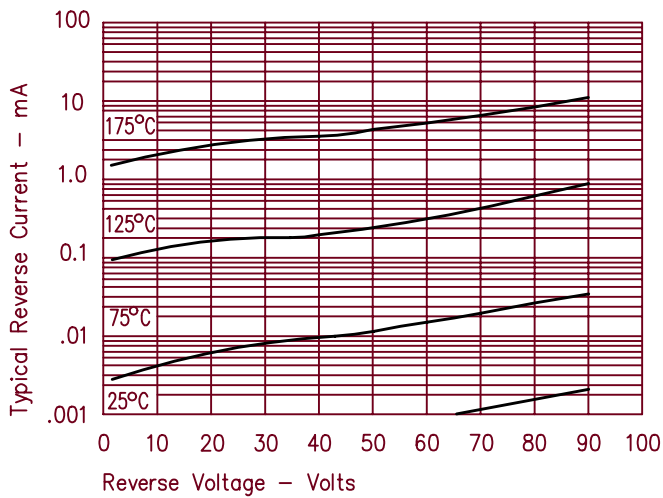
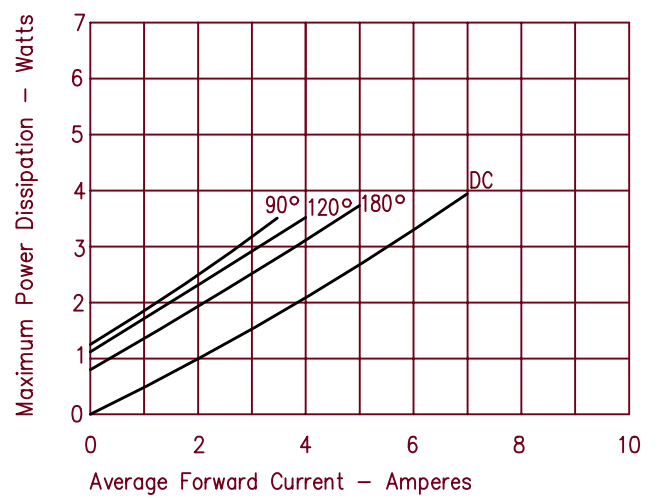


Figure 5
Maximum Power Dissipation





LittleDiode supplies new, hard to find or obsolete electronic components and semiconductors all over the world.

With over two million different components listed you are sure to find the part you need.

Feel free to visit us today at our online store:

LittleDiode.com

Looking forward to providing you with the best possible service.