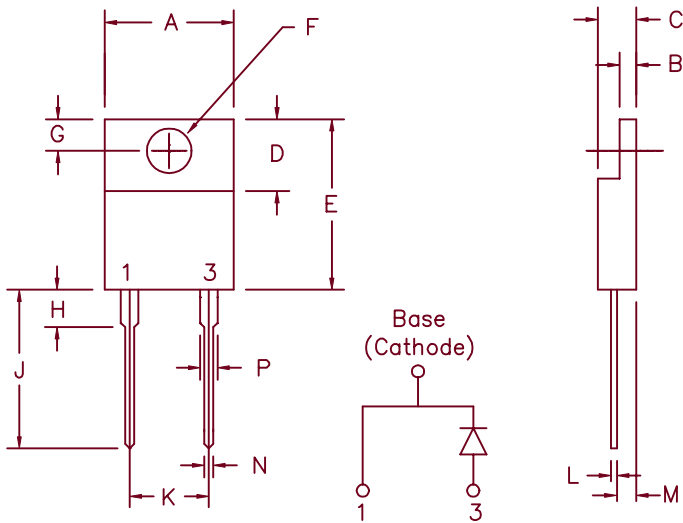


# 10 Amp Schottky Barrier Rectifiers MS1003 — MS1004



Dim.	Inches		Millimeter		Notes
	Minimum	Maximum	Minimum	Maximum	
A	.390	.415	9.91	10.54	
B	.045	.055	1.14	1.40	
C	.180	.190	4.57	4.83	
D	.245	.260	6.22	6.60	
E	.550	.650	13.97	16.51	
F	.139	.155	3.53	3.94	Dia.
G	.100	.120	2.54	3.05	
H	---	.250	---	6.35	
J	.500	.580	12.70	14.73	
K	.190	.210	4.83	5.33	
L	.014	.025	0.35	0.63	
M	.080	.115	2.03	2.92	
N	.028	.038	0.71	0.96	
P	.045	.055	1.14	1.40	

Similar to TO-220AC

Microsemi Catalog Number	Industry Part Number	Repetitive Peak Reverse Voltage	Transient Peak Reverse Voltage
MS1003	MBR730 MBR1030	30V	30V
MS1004	6TQ035, 6TQ040 10TQ040	40V	40V

- Schottky barrier rectifier
- Guard ring protection
- Low power loss, high efficiency
- $V_{RRM}$  30 to 40 Volts
- Reverse energy tested

## Electrical Characteristics

Average Forward Current	$I_F(AV)$ 10 Amps	$T_C = 158^\circ C$ , Square wave, $R_{\theta JC} = 2.5^\circ C/W$ 8.3ms, half sine, $T_J = 175^\circ C$
Maximum Surge Current	$I_{FSM}$ 225 Amps	
Max. Peak Forward Voltage	$V_{FM}$ .48 Volts	$I_{FM} = 10A$ , $T_J = 175^\circ C^*$
Max. Peak Forward Voltage	$V_{FM}$ .65 Volts	$I_{FM} = 10A$ , $T_J = 25^\circ C^*$
Max. Peak Reverse Current	$I_{RM}$ 10 mA	$V_{RRM}$ , $T_J = 125^\circ C^*$
Max. Peak Reverse Current	$I_{RM}$ 250 $\mu A$	$V_{RRM}$ , $T_J = 25^\circ C$
Typical Junction Capacitance	$C_J$ 660 pF	$V_R = 5.0V$ , $T_J = 25^\circ C$

\*Pulse test: Pulse width 300  $\mu sec$ . Duty cycle 2%

## Thermal and Mechanical Characteristics

Storage temp range	$T_{STG}$	$-55^\circ C$ to $+175^\circ C$
Operating junction temp range	$T_J$	$-55^\circ C$ to $+175^\circ C$
Max thermal resistance	$R_{\theta JC}$	2.5 $^\circ C/W$ Junction to case
Mounting torque		8-12 inch pounds 6-32 screw
Weight		.08 ounces (2.3 grams) typical

# MS1003 — MS1004

Figure 1  
Typical Forward Characteristics

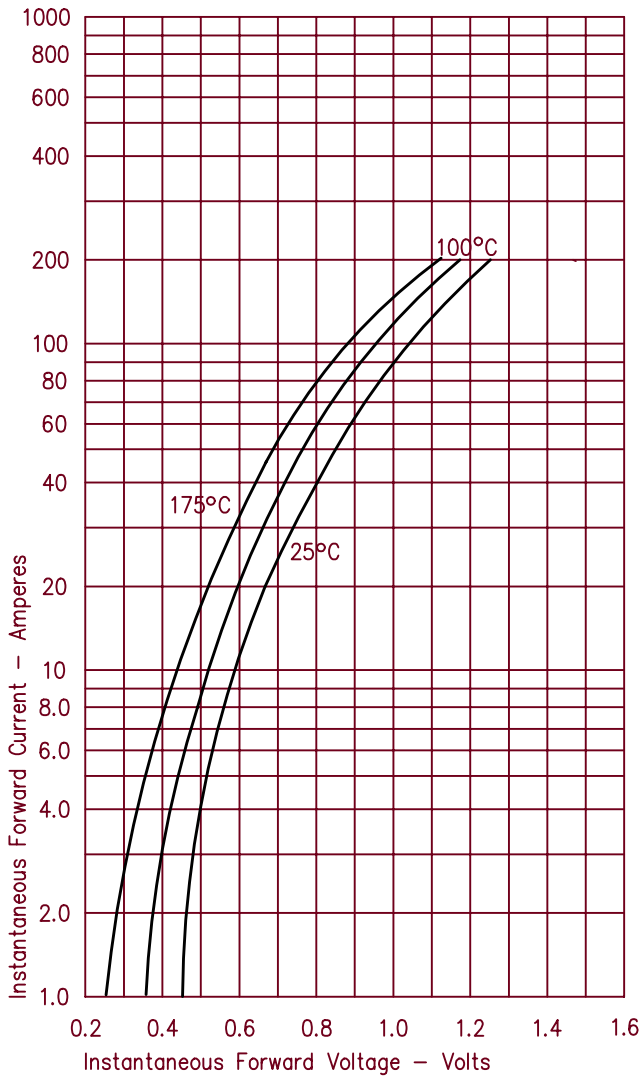


Figure 3  
Typical Junction Capacitance

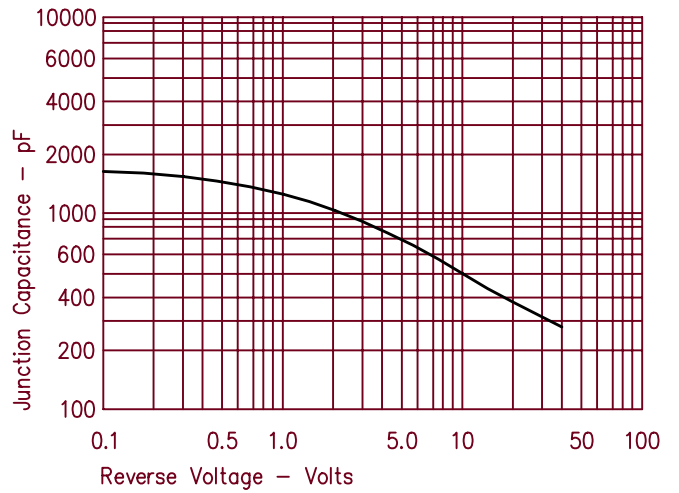


Figure 4  
Forward Current Derating

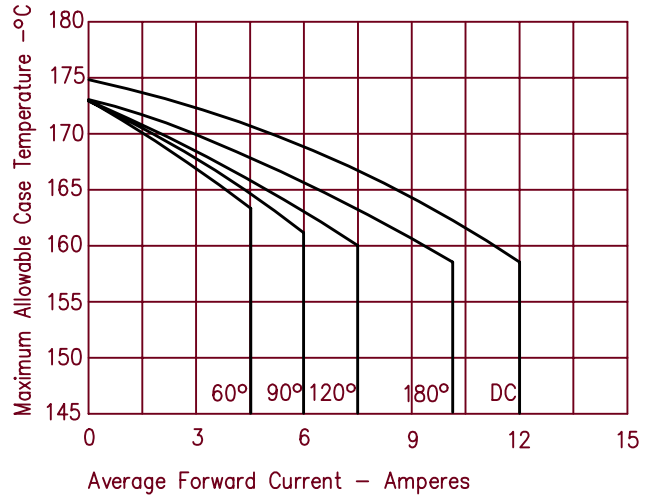


Figure 2  
Typical Reverse Characteristics

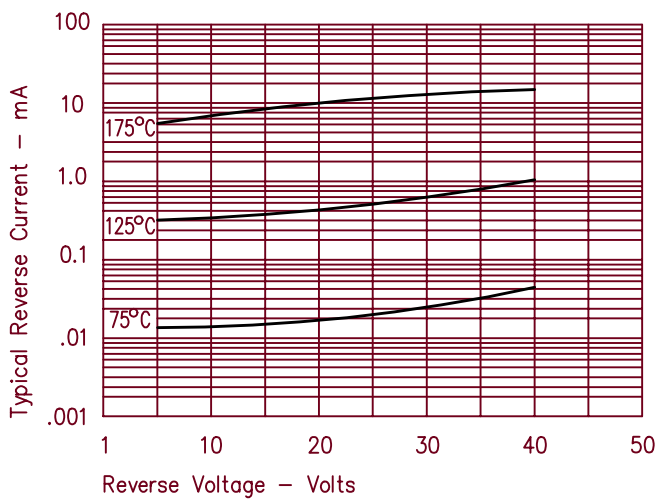
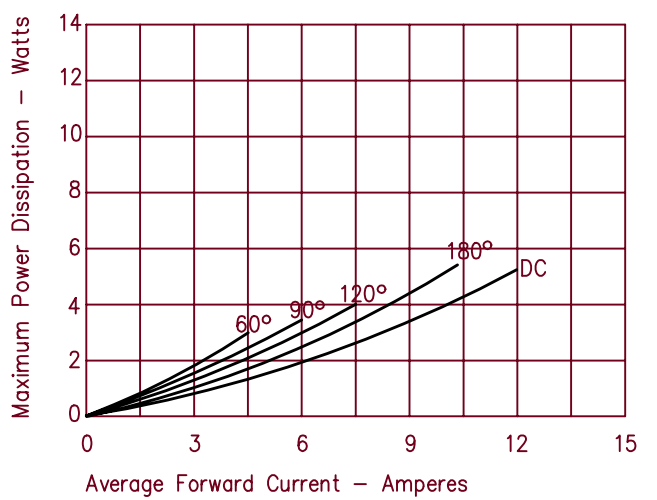


Figure 5  
Maximum Forward Power Dissipation





LittleDiode supplies new, hard to find or obsolete electronic components and semiconductors all over the world.

With over two million different components listed you are sure to find the part you need.

Feel free to visit us today at our online store:

[LittleDiode.com](http://LittleDiode.com)

Looking forward to providing you with the best possible service.