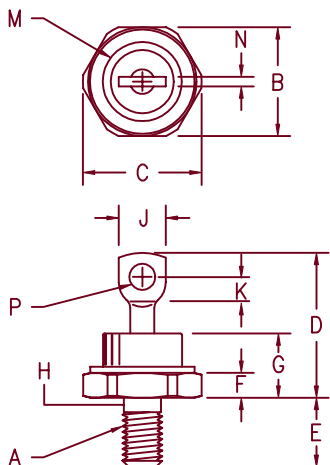


# 40 Amp Schottky Rectifier 1N5832 — 1N5834



Notes:

1. Full threads within 2 1/2 threads
2. Stud is Cathode.

Dim.	Inches		Millimeter		Notes
	Minimum	Maximum	Minimum	Maximum	
A	---	---	---	---	1,2
B	.669	.687	16.99	17.45	
C	---	.794	---	20.17	
D	---	1.00	---	25.40	
E	.422	.453	10.72	11.51	
F	.115	.200	2.92	5.08	
G	---	.450	---	11.43	
H	.220	.249	5.59	6.32	1
J	---	.375	---	9.52	
K	.156	---	3.96	---	
M	---	.515	---	13.08	Dia
N	---	.080	---	2.03	
P	.140	.175	3.56	4.44	Dia

DO-213AB (DO-5)

Microsemi Catalog Number	Working Peak Reverse Voltage	Repetitive Peak Reverse Voltage	Repetitive Peak Reverse Voltage
1N5832	20V	20V	24V
1N5833	30V	30V	36V
1N5834	40V	40V	48V

- Schottky Barrier Rectifier
- Guard Ring Protection
- Low Forward Voltage
- 40 Amperes
- 125°C Junction Temperature
- $V_{RRM}$  20 to 40 Volts

## Electrical Characteristics

	1N5832	1N5833	1N5834	
Average forward current	$I_F(AV)$ 40A	40A	40A	$T_C = 100^\circ C$ , half sine wave, $R_{\theta JC} = 1.0^\circ C/W$
Maximum surge current	$I_{FSM}$ 800A	800A	800A	8.3ms, half sine, $T_J = 125^\circ C$
Max peak forward voltage	$V_{FM}$ .360V	.370V	.380V	$I_{FM} = 10A, T_J = 25^\circ C^*$
Max peak forward voltage	$V_{FM}$ .520V	.550V	.590V	$I_{FM} = 40A, T_J = 25^\circ C^*$
Max peak forward voltage	$V_{FM}$ .980V	1.080V	1.180V	$I_{FM} = 125A, T_J = 25^\circ C^*$
Max peak reverse current	$I_{RM}$ 150mA	150mA	150mA	$V_{RRM}, T_J = 100^\circ C$
Max peak reverse current	$I_{RM}$ 20mA	20mA	20mA	$V_{RRM}, T_J = 25^\circ C^*$
Typical junction capacitance	$C_J$ 2200pF	2200pF	2200pF	$T_J = 25^\circ C, V_R = 5V$

\*Pulse test: Pulse width 300  $\mu$ sec, Duty cycle 2%

## Thermal and Mechanical Characteristics

Storage temp range	$T_{STG}$	-65°C to 175°C
Operating junction temp range	$T_J$	-65°C to 125°C
Max thermal resistance	$R_{\theta JC}$	1.0°C/W junction to Case
Max mounting torque		30 inch pounds maximum
Typical Weight		.54 ounces (15.3 grams) typical

# 1N5832 — 1N5834

Figure 1  
Typical Forward Characteristics

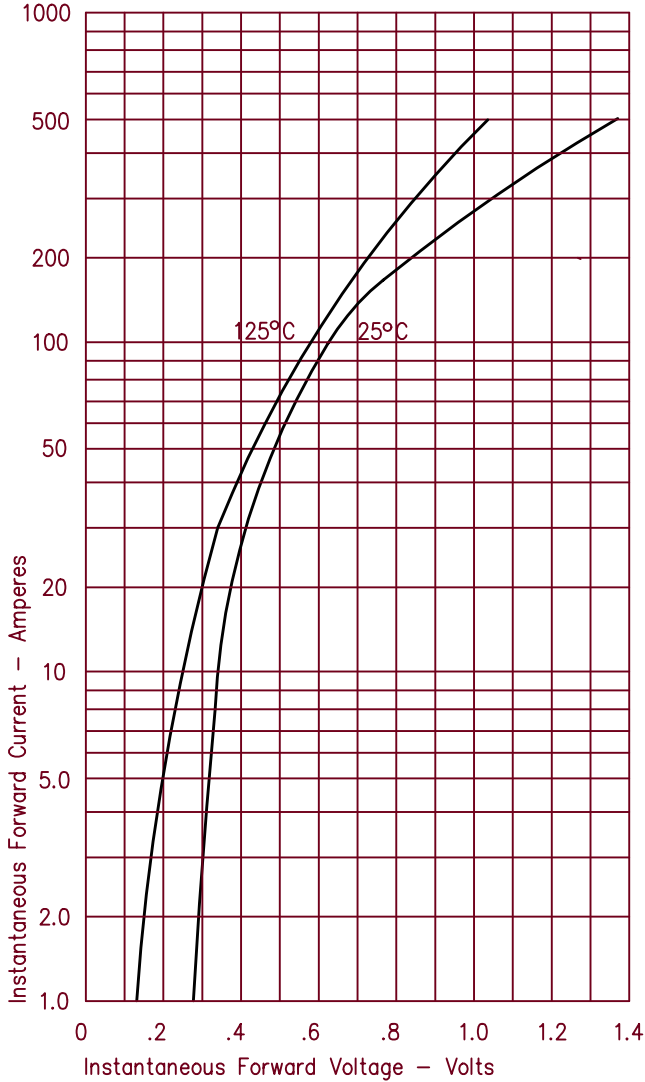


Figure 3  
Typical Junction Capacitance

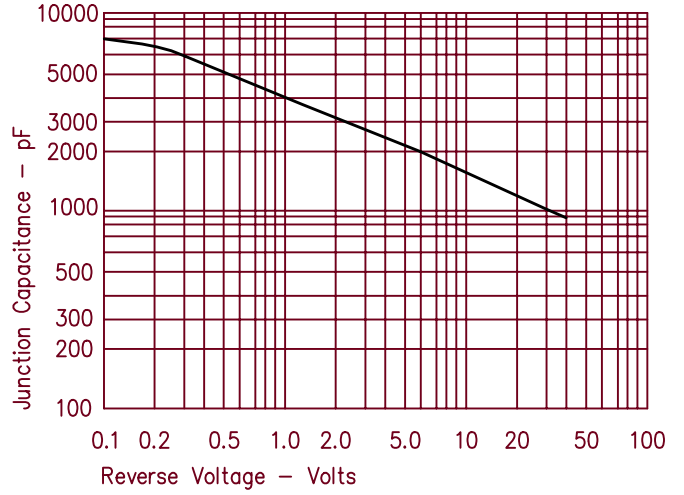


Figure 4  
Forward Current Derating

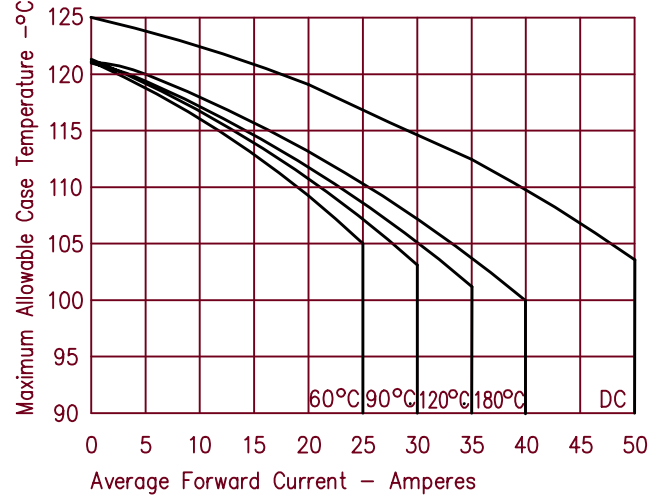


Figure 2  
Typical Reverse Characteristics

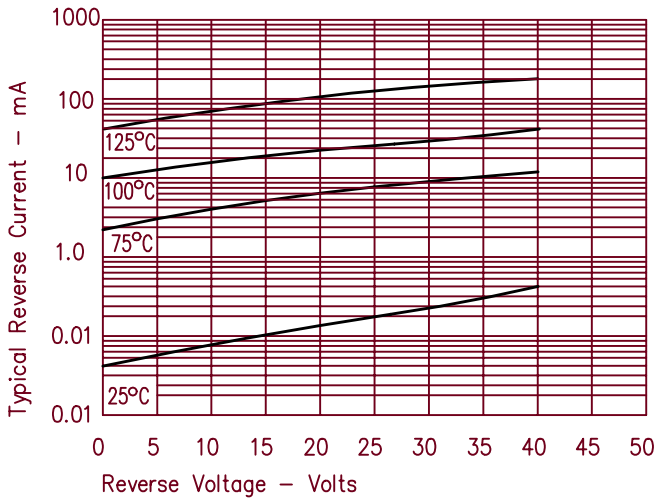
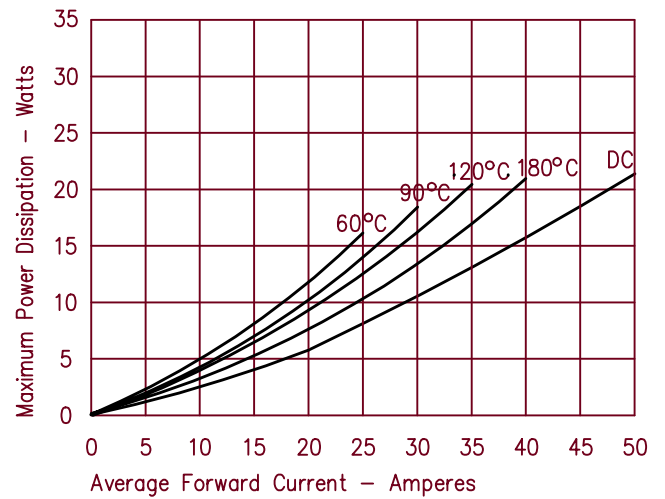


Figure 5  
Maximum Forward Power Dissipation





LittleDiode supplies new, hard to find or obsolete electronic components and semiconductors all over the world.

With over two million different components listed you are sure to find the part you need.

Feel free to visit us today at our online store:

[LittleDiode.com](http://LittleDiode.com)

Looking forward to providing you with the best possible service.