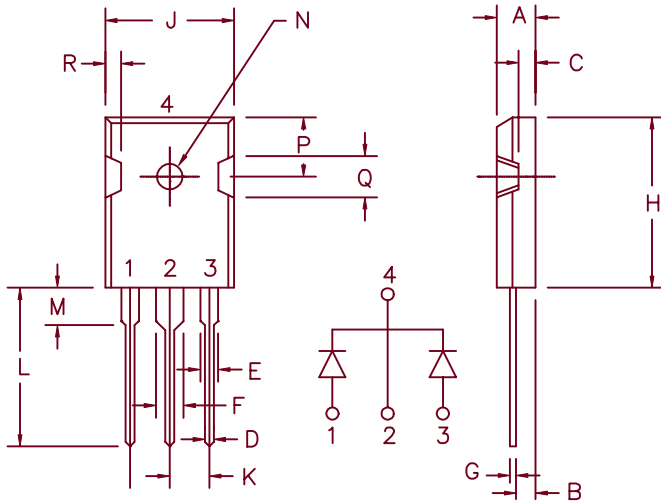


40 Amp Schottky Rectifier FST4035 — FST4045



Similar to TO-247AD

Dim.	Inches		Millimeter		Notes
	Minimum	Maximum	Minimum	Maximum	
A	.185	.209	4.70	5.31	
B	.087	.102	2.21	2.59	
C	.059	.098	1.50	2.49	
D	.040	.055	1.02	1.40	
E	.079	.094	2.01	2.39	
F	.118	.133	3.00	3.38	
G	.016	.031	.410	0.78	
H	.819	.883	20.80	22.4	
J	.627	.650	15.93	16.5	
K	.215	—	5.46	—	Typ.
L	.790	.810	20.07	20.6	
M	.157	.180	3.99	4.57	
N	.139	.144	3.53	3.66	Dia.
P	.255	.300	6.48	7.62	
Q	.170	.210	4.32	5.33	
R	.080	.110	2.03	2.79	

Microsemi Catalog Number	Industry Part Number	Repetitive Peak Reverse Voltage	Transient Peak Reverse Voltage
FST4035	40CPQ035 MBR4035WT	35V	35V
FST4040	40CPQ040 40L40CW MBR4040WT	40V	40V
FST4045	40CPQ045 40L45CW MBR4045WT	45V	45V

- Schottky Barrier Rectifier
- Reverse energy tested
- Guard ring for reverse protection
- Low forward voltage
- 150°C junction temperature
- V_{RRM} 35 to 45 volts

Electrical Characteristics

Average forward current per pkg	$I_{F(AV)}$ 40 Amps	$T_C = 104^\circ\text{C}$, square wave, $R_{\theta JC} = 1.0^\circ\text{C/W}$
Average forward current per leg	$I_{F(AV)}$ 20 Amps	$T_C = 104^\circ\text{C}$, square wave, $R_{\theta JC} = 2.0^\circ\text{C/W}$
Maximum surge current per leg	I_{FSM} 400 Amps	8.3ms, half sine, $T_J = 150^\circ\text{C}$
Max. peak forward voltage per leg	V_{FM} .48 Volts	$I_{FM} = 20\text{A}$, $T_J = 150^\circ\text{C}^*$
Max. peak forward voltage per leg	V_{FM} .55 Volts	$I_{FM} = 20\text{A}$, $T_J = 25^\circ\text{C}^*$
Max. peak reverse current per leg	I_{RM} 1 Amp	V_{RRM} , $T_J = 150^\circ\text{C}^*$
Max. peak reverse current per leg	I_{RM} 2 mA	V_{RRM} , $T_J = 25^\circ\text{C}$
Typical junction capacitance per leg	C_J 1200 pF	$V_R = 5.0\text{V}$, $T_J = 25^\circ\text{C}$

*Pulse test: Pulse width 300 μsec . Duty Cycle 2%

Thermal and Mechanical Characteristics

Storage temp range	T_{STG}	-55°C to +150°C
Operating junction temp range	T_J	-55°C to +150°C
Max thermal resistance per leg	$R_{\theta JC}$	2.0°C/W Junction to case
Max thermal resistance per pkg	$R_{\theta JC}$	1.0°C/W Junction to case
Weight		.22 ounces (6.36 grams) typical

FST4035 — FST4045

Figure 1
Typical Forward Characteristics — Per Leg

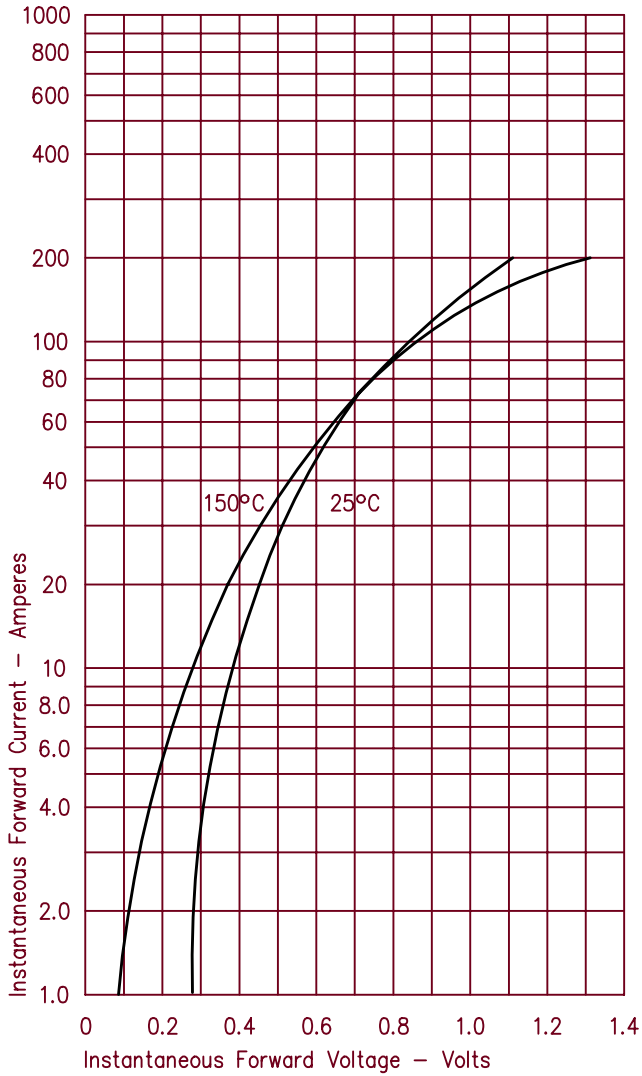


Figure 3
Typical Junction Capacitance — Per Leg

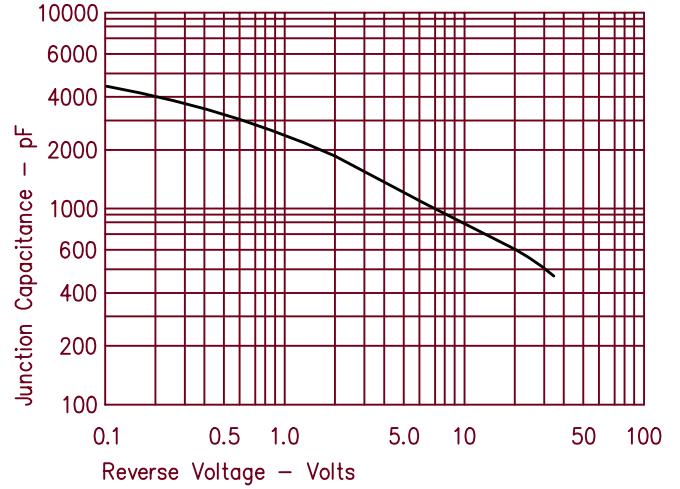


Figure 4
Forward Current Derating — Per Leg

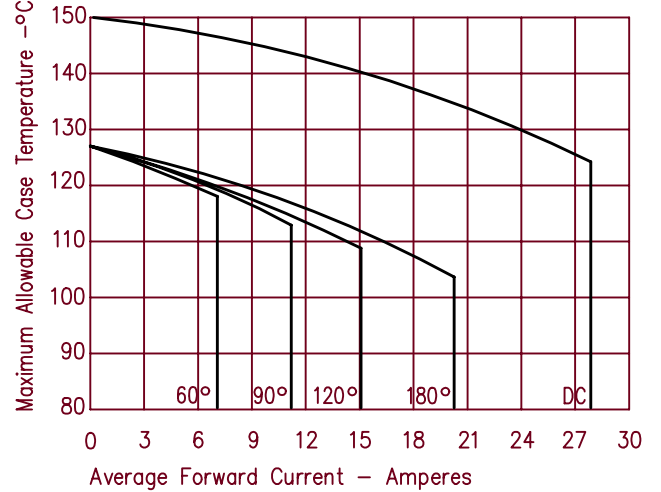


Figure 2
Typical Reverse Characteristics — Per Leg

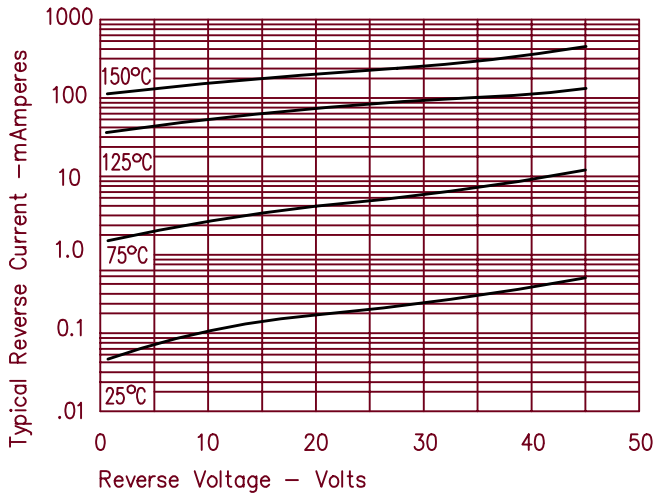
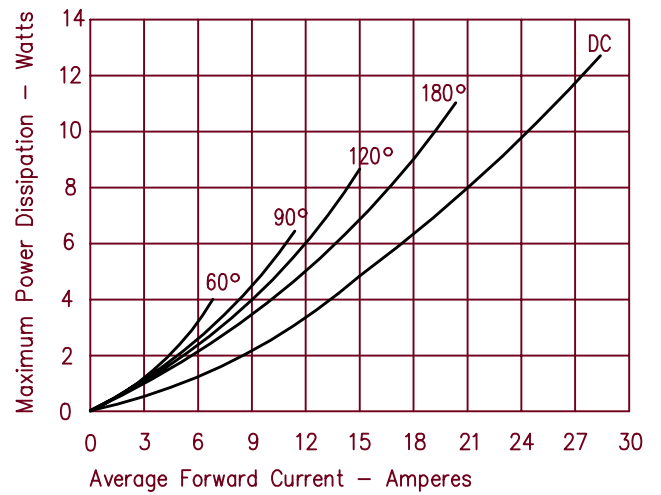


Figure 5
Maximum Forward Power Dissipation — Per Leg





LittleDiode supplies new, hard to find or obsolete electronic components and semiconductors all over the world.

With over two million different components listed you are sure to find the part you need.

Feel free to visit us today at our online store:

LittleDiode.com

Looking forward to providing you with the best possible service.