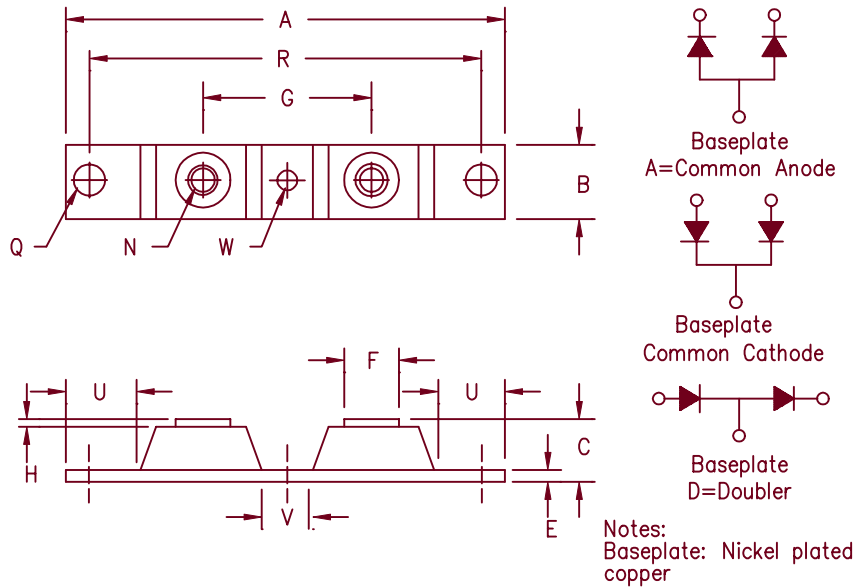


Schottky PowerMod CPT12035 — CPT12050



Dim.	Inches		Millimeters		Notes
	Min.	Max.	Min.	Max.	
A	---	3.630	---	92.20	
B	0.700	0.800	17.78	20.32	
C	---	0.630	---	16.00	
E	0.120	0.130	3.05	3.30	
F	0.490	0.510	12.45	12.95	
G	1.375 BSC		34.92 BSC		
H	0.010	---	0.25	---	
N	---	---	---	---	1/4-20
Q	0.275	0.290	6.99	7.37	Dia.
R	3.150 BSC		80.01 BSC		
U	0.600	---	15.24	---	
V	0.312	0.340	7.92	8.64	
W	0.180	0.195	4.57	4.95	Dia.

Microsemi Catalog Number	Industry Part Number	Working Peak Reverse Voltage	Repetitive Peak Reverse Voltage
CPT12035*	MBR12035CT	35V	35V
CPT12040*	MBR12040CT	40V	40V
CPT12045*	MBR12045CT	45V	45V
CPT12050*		50V	50V

*Add Suffix A for Common Anode, D for Doubler

- Schottky Barrier Rectifier
- Guard Ring Protection
- 120 Amperes/35 to 50 Volts
- 175°C Junction Temperature
- Reverse Energy Tested

Electrical Characteristics

Average forward current per pkg	I _{F(AV)} 120 Amps	T _C = 140°C, Square wave, R _{θJC} = 0.43°C/W
Average forward current per leg	I _{F(AV)} 60 Amps	T _C = 140°C, Square wave, R _{θJC} = 0.85°C/W
Maximum surge current per leg	I _{FSM} 1000 Amps	8.3ms, half sine, T _J = 175°C
Maximum repetitive reverse current per leg	I _{R(OV)} 2 Amps	f = 1 KHZ, 25°C, 1 μsec square wave
Max peak forward voltage per leg	V _{FM} .63 Volts	I _{FM} = 120A: T _J = 175°C
Max peak forward voltage per leg	V _{FM} .80 Volts	I _{FM} = 120A: T _J = 25°C*
Max peak reverse current per leg	I _{RM} 40 mA	V _{RRM, T_J} = 125°C*
Max peak reverse current per leg	I _{RM} 3 mA	V _{RRM, T_J} = 25°C
Typical junction capacitance per leg	C _J 2700 pF	V _R = 5.0V, T _J = 25°C

*Pulse test: Pulse width 300 μsec, Duty cycle 2%

Thermal and Mechanical Characteristics

Storage temp range	T _{STG}	-55°C to 175°C
Operation junction temp range	T _J	-55°C to 175°C
Max thermal resistance per leg	R _{θJC}	0.85°C/W Junction to case
Max thermal resistance per pkg	R _{θJC}	0.43°C/W Junction to case
Typical thermal resistance (greased)	R _{θCS}	0.08°C/W Case to sink
Terminal Torque		35-50 inch pounds
Mounting Base Torque (outside holes)		30-40 inch pounds
Mounting Base Torque (center hole)		8-10 inch pounds
center bolt must be torqued first		
Weight		2.8 ounces (75 grams) typical

CPT12035 – CPT12050

Figure 1
Typical Forward Characteristics – Per Leg

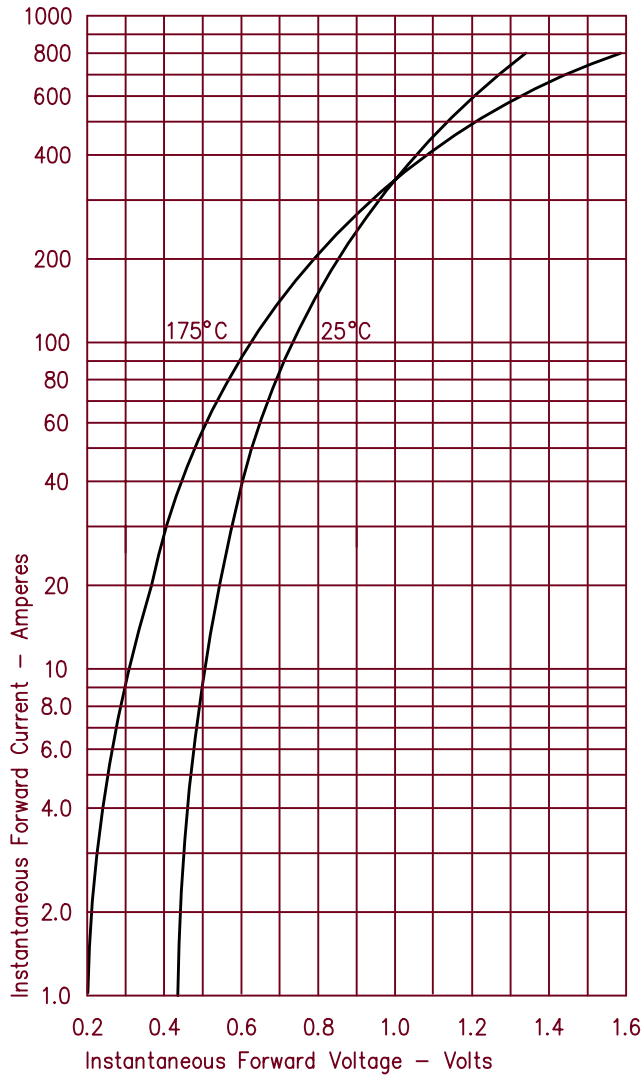


Figure 3
Typical Junction Capacitance – Per Leg

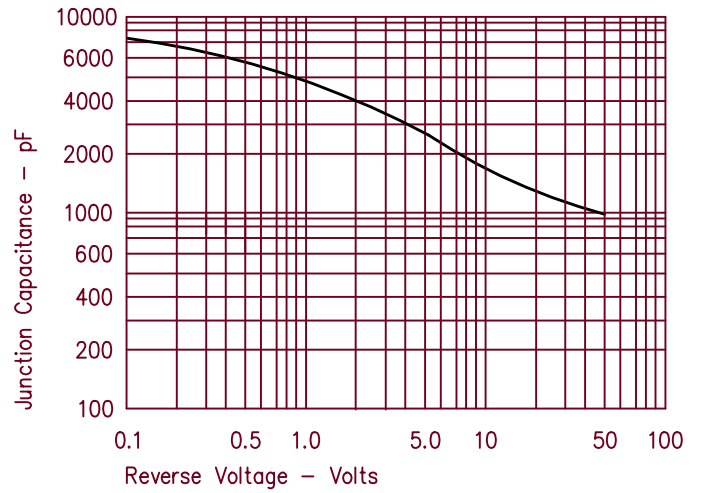


Figure 4
Forward Current Derating – Per Leg

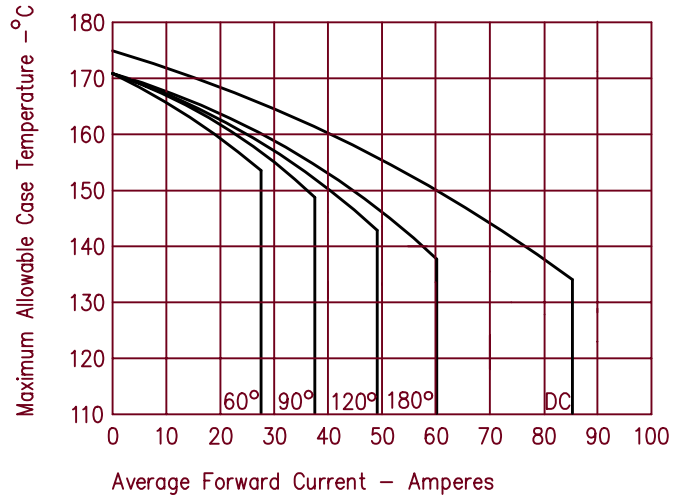


Figure 2
Typical Reverse Characteristics – Per Leg

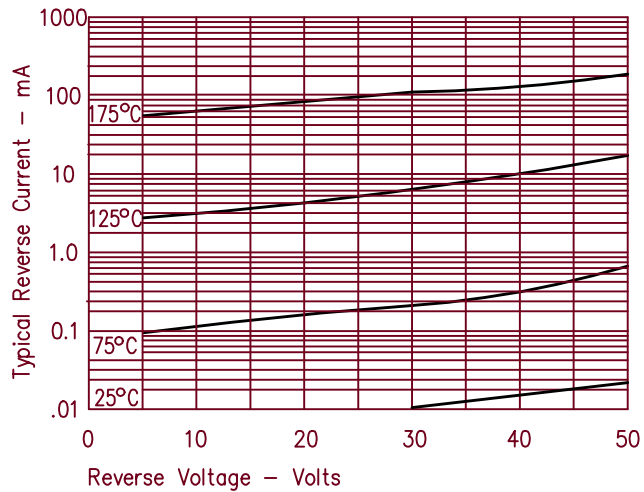
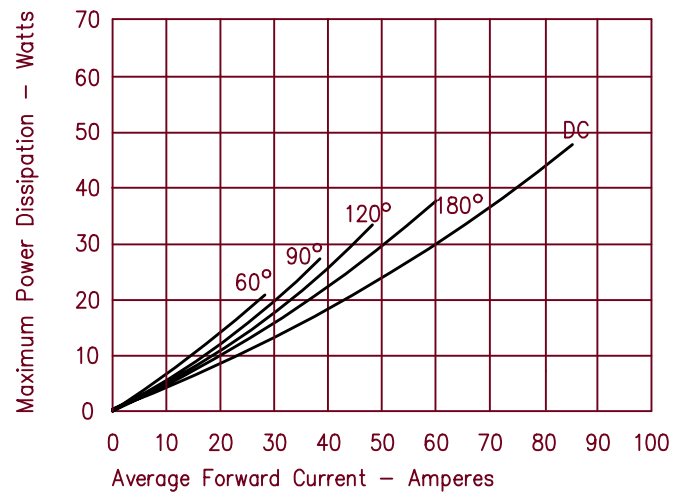


Figure 5
Maximum Forward Power Dissipation – Per Leg





LittleDiode supplies new, hard to find or obsolete electronic components and semiconductors all over the world.

With over two million different components listed you are sure to find the part you need.

Feel free to visit us today at our online store:

LittleDiode.com

Looking forward to providing you with the best possible service.