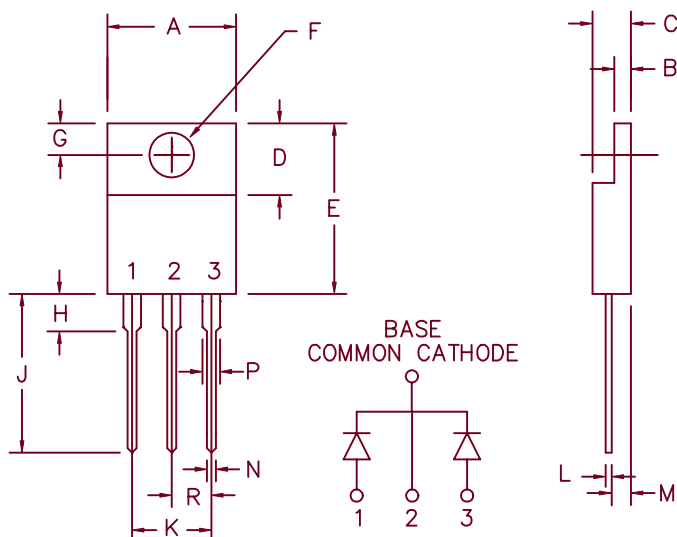


10 Amp Schottky Barrier Rectifiers FST10120 — FST10150



Dim.	Inches		Millimeter		Notes
	Minimum	Maximum	Minimum	Maximum	
A	.390	.415	9.91	10.54	
B	.045	.055	1.14	1.40	
C	.180	.190	4.57	4.83	
D	.245	.260	6.22	6.60	
E	.550	.650	13.97	16.51	
F	.139	.161	3.53	4.09	Dia.
G	.100	.135	2.54	3.43	
H	---	.250	---	6.35	
J	.500	.580	12.70	14.73	
K	.190	.210	4.83	5.33	
L	.014	.022	.357	.559	
M	.080	.115	2.03	2.92	
N	.015	.040	.380	1.02	
P	.045	.070	1.14	1.78	
R	.090	.110	2.29	2.79	

PLASTIC TO-220AB

Technical Bulletin

Microsemi Catalog Number	Industrial Part Number	Repetitive Peak Reverse Voltage	Transient Peak Reverse Voltage
FST10120		120V	120V
FST10130		130V	130V
FST10150	10CTQ150	150V	150V

- Schottky barrier rectifier
- Guard ring for reverse protection
- Low power loss, high efficiency
- High surge capacity
- V_{RRM} 80 to 100 Volts

Electrical Characteristics

Average Forward Current per pkg.	$I_F(AV)$ 10 Amps	$T_C = 154^\circ C$, Square wave, $R_{\theta JC} = 1.8^\circ C/W$
Average Forward Current per leg	$I_F(AV)$ 5 Amps	$T_C = 154^\circ C$, Square wave, $R_{\theta JC} = 3.6^\circ C/W$
Maximum Surge Current per leg	I_{FSM} 200 Amps	8.3ms, half sine, $T_J = 175^\circ C$
Max. Peak Forward Voltage per leg	V_{FM} 0.68 Volts	$I_{FM} = 5A, T_J = 125^\circ C^*$
Max. Peak Forward Voltage per leg	V_{FM} 0.82 Volts	$I_{FM} = 5A, T_J = 25^\circ C^*$
Max. Peak Reverse Current per leg	I_{RM} 500 μA	$V_{RRM}, T_J = 125^\circ C^*$
Max. Peak Reverse Current per leg	I_{RM} 100 μA	$V_{RRM}, T_J = 25^\circ C$
Typical Junction Capacitance	C_J 180 pF	$V_R = 5.0V, T_J = 25^\circ C$

*Pulse test: Pulse width 300 μsec Duty cycle 2%

Thermal and Mechanical Characteristics

Storage temp range	T_{STG}	$-55^\circ C$ to $175^\circ C$
Operating junction temp range	T_J	$-55^\circ C$ to $175^\circ C$
Max thermal resistance per leg	$R_{\theta JC}$	$3.6^\circ C/W$ Junction to case
Max thermal resistance per pkg.	$R_{\theta JC}$	$1.8^\circ C/W$ Junction to case
Typical thermal resistance (greased)	$R_{\theta CS}$	$0.5^\circ C/W$ Case to sink
Mounting torque		15 inch pounds maximum (6-32 screw)
Weight		.08 ounces (2.3 grams) typical

FST10120 — FST10150

Figure 1
Typical Forward Characteristics — Per Leg

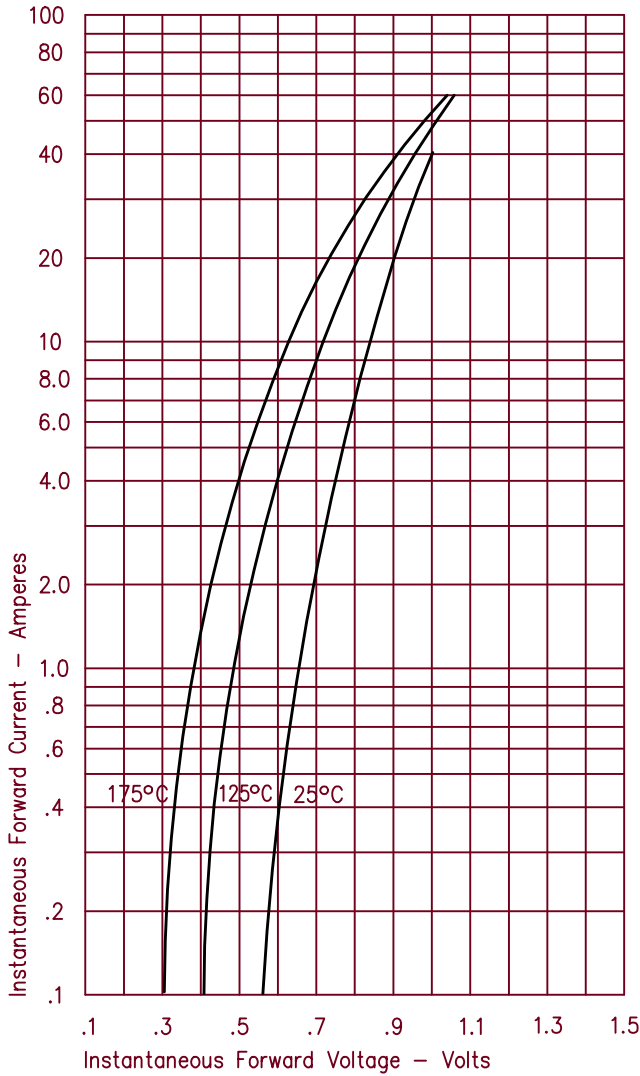


Figure 3
Typical Junction Capacitance — Per Leg

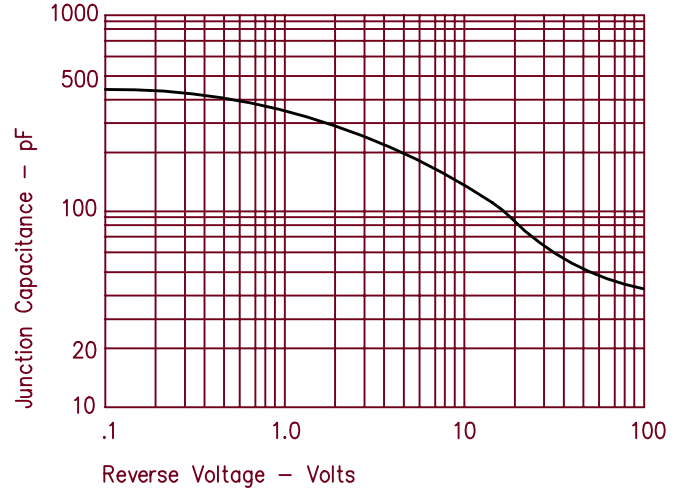


Figure 4
Forward Current Derating — Per Leg

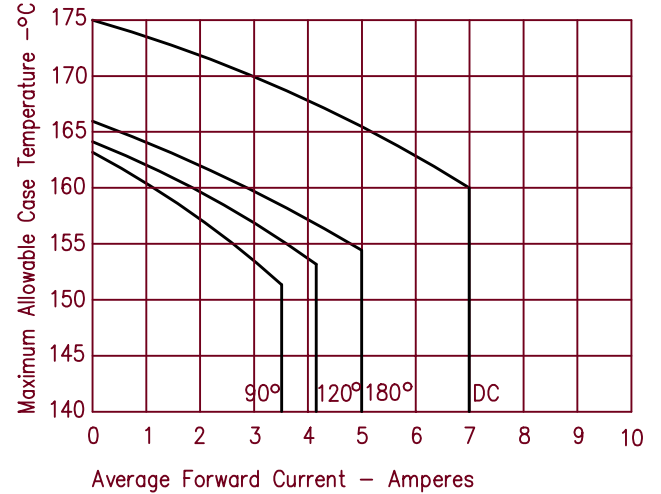


Figure 2
Typical Reverse Characteristics — Per Leg

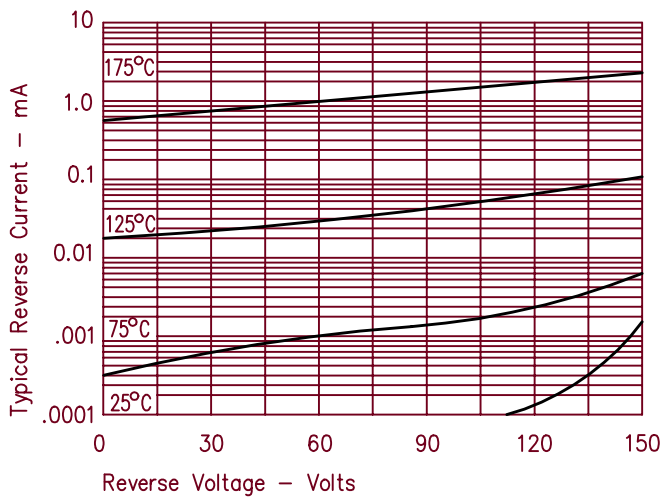
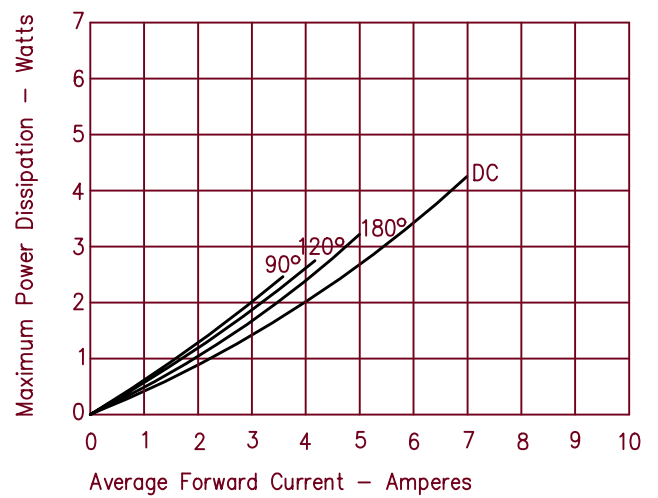


Figure 5
Maximum Forward Power Dissipation — Per Leg





LittleDiode supplies new, hard to find or obsolete electronic components and semiconductors all over the world.

With over two million different components listed you are sure to find the part you need.

Feel free to visit us today at our online store:

LittleDiode.com

Looking forward to providing you with the best possible service.